



BEARS GAMEDAY 2022

"RAISE HIGH OUR MAIZE AND BLUE UNTIL THE FIGHT IS WON" - TEAM 107

Game 5 – Friday, September 23, 2022 – 7:00 p.m. – McCamley Field – Portage, MI

2022 Season Schedule	
	Friday, 8/26/22 – 7:00 PM vs. Traverse City Central LOSS 28-49 Top Taggart Field, Big Rapids
	Thursday, 9/1/22 – 7:00 PM vs. Hudsonville Unity Chr. WIN 41-28 Steve Upton Field at Dickinson Stadium
	Friday, 9/9/22 – 7:00 PM at Kalamazoo Central WIN 56-0 Eugene S. Thomas Stadium
	Friday, 9/16/22 – 7:00 PM vs. Battle Creek Lakeview WIN 35-14 Steve Upton Field at Dickinson Stadium
	Friday, 9/23/22 – 7:00 PM at Portage Central McCamley Field
	Friday, 9/30/22 – 7:00 PM vs. Portage Northern Steve Upton Field at Dickinson Stadium
	Friday, 10/7/22 – 7:00 PM at Lakeshore Al Stockman Stadium
	Friday, 10/14/22 – 7:00 PM vs. Mattawan Steve Upton Field at Dickinson Stadium
	Friday, 10/21/22 – 7:00 PM at Battle Creek Central C.W. Post Field

St. Joseph Bears Media	
FM Radio/Internet: News/Talk/Sports 94.9 WSJM wsjm.com / wsjmsports.com G.B. Richmond (play by play) Bret Witkowski (analyst)	
Internet Only Audio: St. Joseph Bears Sports Network sjbearssports.com Sam O'Toole (play by play) Brent Lesniak (analyst)	
Home Video Stream: NFHS Network nfhsnetwork.com	
Print Media: The Herald Palladium theh-p.com	
Social Media: Facebook facebook.com/SJFootball Twitter twitter.com/stjoefootball Instagram @stjoefootball St. Joe Athletic Department Twitter twitter.com/sjbearssports St. Joe Athletic Department Instagram @sjbearssports	

ST. JOSEPH BEARS		PORTAGE CENTRAL	
			
Team Record:		Team Record:	
3-1		2-2	
Conference Record: (SMAC)		Conference Record: (SMAC)	
2-0		2-0	
Enrollment:		Enrollment:	
1,001		1,386	
MHSAA Class/Football Division:		MHSAA Class/Football Division:	
A-D3		A-D2	
Last Game:		Last Game:	
9/16/2022		9/16/2022	
St. Joseph 35, BC Lakeview 14		Portage Cent. 23, Mattawan 14	
Head Coach:		Head Coach:	
Andrew Pratley		Mick Enders	
4 th season (24-12)		13 th season (88-40)	

ST. JOSEPH VS. PORTAGE CENTRAL GAME NOTES

The Opening Drive:

Even going back to the days of the old Big 8 Conference, St. Joe games against Portage Central always had conference championship implications, just as this one does. The Bears and Mustangs are both 2-0 in SMAC play after wins over the last two weeks. Including wins over Battle Creek Lakeview. The Mustangs beat Lakeview 16-13 two weeks ago, while St. Joe defeated Lakeview 35-14 last week. Portage Central won the matchup last year, also here at McCamley Field 36-30 in overtime. St. Joe hold the edge in the series at 34-28 (.548), including four of the last 5.

The Bears:

For the second straight week, the St. Joe offense it could score on the ground or in the air, also showing the ability to strike quickly or by a sustained drive. St. Joe improved to 3-1 on the season after a 35-14 win over Battle Creek Lakeview at Dickinson Stadium last week. Trey McGinnis had 16 carries for 209 yards and three touchdowns, while quarterback Matt Lanier threw for a pair of touchdown passes to Bobby Nate and Riley Biggins.

The Mustangs:

Portage Central comes into tonight's contest on a two game winning streak after dropping their opening two games. The Mustangs, playing their first road game this season, took a 16-0 lead and held on to a 23-14 win over shorthanded Mattawan. Tomas Layne had a pair of touchdown runs for the Mustangs, while Tyler Lynch ran for another.

It "Bears" Mentioning:

Tonight's week 5 game marks the 4th of 6 home games for Portage Central. The Mustangs were gifted another home game in the season opener against East Lansing as the field at East Lansing was not ready after renovations were not completed in time for the game to be played there. Instead the game was moved to Portage Central. Conversely, the Bears and Mustangs common opponent so far Battle Creek Lakeview is finally playing their first home game of the season tonight. Spartan Memorial Stadium at Lakeview High School was renovated over the spring and summer to include a new artificial turf surface and video display.

TEAM 107...

#	Name	Year	Pos.
0	MAX KESTERKE	JR.	LB
1	JORON BROWN	SR.	RB/LB
2	TREY MCGINNIS	SR.	RB/DB
3	JORDAN BELL	SR.	WR
4	THOMAS MOORE JR	SR.	RB
5	CALEB GAREY	SR.	WR
6	JACKSON LANE	JR.	QB
7	HUDSON LANGE	SR.	S/RB
9	MATTHEW LANIER	SR.	QB
10	ROBERT NATE	SR.	WR
11	JUSWIN JUDGE	JR.	LB
12	COLE LAKIN	SR.	OLB
14	DAVIS CROSSMAN	SO.	QB
15	EIAN NELSON	SR.	DL
16	HUNTER HALL	SR.	DE
17	JACK HUMES	FR.	WR
18	SAM ZAROTNEY	SO.	DB
20	BENJAMIN ZAROTNEY	SR.	CB
21	DEREK HENRIQUEZ CRUZ	JR.	DB
22	ELIJAH TURNER	SR.	LB
23	JP HEAPS	JR.	DB
25	SPENCER HIRSH	SO.	DB
26	DYLAN CHAPMAN	SO.	RB
28	ROBERT CLEVELAND	JR.	DB
29	GAVIN KELLER	SO.	LB
30	HENRY CHURCH	SO.	DB
31	BRADY VERHAGE	SO.	RB
32	JACK LAWRENCE	JR.	LB
33	JAMIER PARKER-HERSEY	JR.	LB
34	JACE BISHOP	SO.	WR
36	BRANDON URIAS	FR.	RB

#	Name	Year	Pos.
41	AIDAN JOHNSON	SO.	DE
43	LOGAN FREEMAN	SO.	DB
44	ISAAC CODDE	FR.	LB
45	RILEY BIGGINS	SR.	TE/DL
51	HARRISON KALIN	SO.	DL
52	DOMINIC DUBINOFF	SR.	DT
53	NATE SYLVESTER	SO.	LB
54	ISAAC EBRECHT	SO.	LB
55	GERALD CAPACCIO	SR.	T/DL
56	TROY PAINTER	SR.	G
59	OWEN POOLE	JR.	C
60	AYDEN ARCHER	SO.	DL
61	XAVIER GIBBONS	SR.	DL
63	MATT GOLLADAY	SR.	DT
64	LANDON ELLIS	SO.	C
65	CONNOR HUIZENGA	JR.	G
68	LUKE BENNETT	SR.	C
70	MADDUX MURPHY	FR.	T
73	JACKSON MILNICKEL	SO.	G
74	ANDREW NATE	SO.	OT
76	CAMDEN KING	SO.	G
77	ANDREW PRUSA	SO.	DL
78	LANDON MCIVER	JR.	DT
79	RUSTY KLAER	SO.	T/K
80	EVAN WEIDNER	SO.	WR
85	NATHAN KATOWICH	SO.	TE
88	COOPER TRUMBLY	SR.	WR
89	NATHAN WHITFIELD	SO.	TE
97	JOHN HIRSH	SR.	DL
98	MAX TAYLOR	SR.	K/P
99	JULIUS DAVIS JR	SR.	DT

HEAD COACH: ANDREW PRATLEY

(4TH SEASON)

ASSISTANTS:

STEVE GRAZIANO ASST HEAD COACH/DEFENSIVE COORDINATOR

BEN JAGER. DEFENSIVE LINE

AARON OLMSTED SPECIAL TEAMS COORDINATOR LB COACH

LOGAN JONES. JV DEFENSIVE COORDINATOR

GANDALF CHURCH. DEFENSIVE BACK COACH

RYAN KLAER. KICKERS/PUNTERS

JASON CATANIA. WIDE RECEIVERS

SAM WALLACE. OFFENSIVE LINE

BOB YACK. HEAD JV COACH. RUNNING BACKS

RICHARD HUGHEY. TIGHT ENDS

IAN BROWN. FRESHMAN HEAD COACH

EVAN WILSON FRESHMAN DEFENSIVE COORDINATOR

BRANDON GROOM ASSISTANT FRESHMAN

MIKE PELLERITO ASSISTANT FRESHMAN



QUICK FACTS...


Series History: St. Joseph leads 34-28 (.548) St. Joseph points: 1,204 Portage Central points: 1,140 Games Decided by 3 Points or less: SJ 5-3 Games Decided by 7 Points or less: SJ 14-9 Games Decided by 10 Points or more: TIED 20 St. Joseph's Longest Winning Streak: 7 1965-1971 St. Joseph Longest Losing Streak: 7 1989-1995 Current St. Joseph Streak: Lost 1 Biggest St. Joe Win: 1970: 34 (47-13) Biggest St. Joe Loss: 2001: 49 (49-0) Last St. Joe Home Win: 2020: (20-13) Last St. Joe Road Win: 2019: (34-7) Last P. Central Home Win: 2021: (36-30 OT) Last P. Central Road Win: 2016: (24-14)	Enrollment: 1,001 (Class A, Football Division 3) School Type: Public Superintendent: Jenny Fee Assistant Superintendent: Kelly Gaideski Principal: Greg Blomgren Assistant Principals: Allison Hoskins, Andrew Pratley Athletic Director/Assistant Principal: Kevin Guzzo Nickname: Bears Colors: Maize and Blue Fight Song: St. Joseph Fight Song Conference: Southwest Michigan Athletic Conference, Charter member since 1931 First Year of Football Competition: 1913 All-Time Record: 557-375-34 (107 th season) *(No teams in 1916-18, influenza and WWI) State Titles: 0 Runner Up: 1, 1988 (Class B) S.M.A.C. Conference/Division Championships (Last): 37 (2020) Undefeated Seasons: (10) (1938, 71, 73, 80, 84, 86, 87, 88, 07, 08) Longest regular season winning streak: 37 - 9/26/86-9/30/89 Playoff Appearances: (22) – B:80,84,86,87,88; BB:90,96,97; 3:99,06,07,08,09,10,11,13,15,16,17,18,19,20,21 Retired Jersey's: 82 Rob Fredrickson (Class of 1989) – Jersey retired on January 5, 1999
---	---

THE BEARS WHEN...










Overall Record:	3-1 (0.750)
Home Record:	2-0 (1.000)
Road Record:	1-0 (1.000)
Neutral Site Record:	0-1 (0.000)
Conference Record:	2-0 (1.000)
St. Joseph scores first:	2-0 (1.000)
Opponent scores first:	1-1 (0.500)
Scoring 21 points or more:	3-1 (0.750)
Scoring 20 points or less:	0-0 (0.000)
Allowing 21 points or more:	1-1 (0.500)
Allowing 20 points or less:	2-0 (1.000)
Leading at the half:	2-0 (1.000)
Tied at the half:	0-0 (0.000))
Trailing at the half:	1-1 (0.500)
Leading after 3 quarters:	3-0 (1.000)
Tied after 3 quarters:	0-0 (0.000)
Trailing after 3 quarters:	0-1 (0.000)
Takeaways / Giveaways:	3/4 (-1)
Points scored off turnovers:	14
Points allowed off turnovers:	8
Points scoring on game opening drive:	14
Points allowed on game opening drive:	7
Scored on game opening drive:	2/4
Scored against on opening drive:	1/4

Opponents...		
Team	Record	%
Traverse City Central	1-3	0.250
Hudsonville Unity Chr.	2-2	0.500
Kalamazoo Central	0-4	0.000
Battle Creek Lakeview	1-2	0.333
Portage Central	2-2	0.500
Portage Northern	2-2	0.500
Lakeshore	1-3	0.250
Mattawan	1-4	0.250
Battle Creek Central	3-1	0.750
Opponents overall record: 13-22 (.371)		
St. Joseph Record: 3-1 (0.750)		
*-Playoffs		

ON THE SIDELINES...

Year	Coach	Record	ST. JOSEPH BEARS FOOTBALL COACHING HISTORY	Head Coach: Andrew Pratley
1913	Whitehead	3-4		 <p>Coach Pratley is in now in his third season as Head Coach of the St. Joe Bears. Coach Pratley is also in his 24th year of coaching. He served as an assistant coach at Adrian High School for 1 year, Mio High School for 4 before spending 9 years as Head Coach of Ogemaw Heights High School and the past 6 years as Head Coach of Holland High School. Coach Pratley is a 1996 graduate of Frankfort High School. He graduated from Adrian College in 2000 with a Bachelors degree and earned his Masters Degree in Administration from the University of Phoenix in 2008. He is currently the Assistant Principal at Brown Elementary School. He is happily married to his beautiful wife Kristen for the past 20+ years and together they have three children, Ellison who graduated from Valparaiso University, Troy, is at Concordia University Chicago, and Breanne a senior at St. Joe High School.</p>
1914	Berry	2-6		
1915	Gardner	0-6-1		
1916-1918	No Teams			
1919-1920	Gordon Gabal	12-6-1		
1921-1931	Henry Howe	50-39-11		
1932	Fred Harrsen	1-7-1		
1933	Henry Howe	4-3-1 (54-42-12)		
1934-1935	Ronald Finch	12-3-2		
1936-1946	Harry Lee	53-31-5		
1947-1948	Jack Petosky	7-5-3		
1949-1950	Jay Eldred	8-8		
1951-1953	Walt Gephart	10-13-1		
1954-1963	Dick Higgs	43-31-7		
1964-1967	Willis Koontz	13-22		
1968-2001	Ivan "Ike" Muhlenkamp	211-110-1		
2002-2005	John Van Wagoner	7-29		
2006-2010	Elliot Uzelac	45-13		
2011-2018	Gandalf Church	53-28		
2019-	Andrew Pratley	24-12		
SAINT JOSEPH FIGHT SONG			Overall Record: 101-87	
Fight on to victory, As we shout our battle cry! Fight on, old Varsity, As the Bears go marching by. We'll sing a toast or two, For every loyal son, (and daughter) Raise high our maize and blue, Until the fight is won! F-I, F-I-T-E, Fight! So, Bears, fight with all your might! We're right, so fight, we're conquerors tonight! Fight on to victory, As we shout our battle cry! Fight on, oh Varsity, As the Bears go marching by. We'll sing a toast or two, For every loyal son, (and daughter) Raise high the maize and blue, Until the fight is won!			St. Joseph Bears: 2019-present (24-12) 2019: 6-4 (4-1 SMAC West) 2020: 7-2 (4-1 SMAC) 2021: 8-5 (4-3 SMAC) 2022: 3-1 (2-0 SMAC) Holland Dutch: 2013-2018 (17-38) 2013: 1-8 (1-4 OK-Green) 2014: 2-7 (1-4 OK-Green) 2015: 2-7 (1-4 OK-Green) 2016: 2-7 (0-6 OK-Green) 2017: 6-4 (4-2 OK-Green) 2018: 2-7 (0-6 OK-Green) West Branch Ogemaw Heights Falcons: 2012-2004 (60-37) 2004: 4-5 (3-2 NE Michigan) 2005: 7-4 (3-2 NE Michigan) 2006: 8-4 (3-2 NE Michigan) 2007: 8-3 (4-1 NE Michigan) 2008: 5-5 (2-2 NE Michigan) 2009: 11-2 (4-0 NE Michigan) 2010: 5-5 (2-1 NE Michigan) 2011: 4-5 (2-4 Big North) 2012: 8-4 (4-2 Big North)	

2022 SCHEDULE BREAKDOWN

	Traverse City Central Fri. 8/26 – LOSS 28-49 Top Taggart Field – Ferris State University	St. Joseph and Traverse City Central have the honor of opening the 2022 season at the home stadium of the 2021 NCAA Division 2 National Champions. St. Joseph and Traverse City Central will meet for the first time in the history of both programs. TCC fell to Warren De La Salle in the 2021 MHSAA Division 2 State Championship game at Ford Field.
	Hudsonville Unity Chr. Thu. 9/1 – WIN 41-28 Steve Upton Field at Dickinson Stadium	St. Joe's home opening will feature another first ever meeting of two programs. And like week 1, St. Joe will once again face a team that fell in the state finals a year prior. Unity Christian fell to Chelsea 55-52 in the Division 4 State Championship.
	Kalamazoo Central Fri. 9/9 – WIN 56-0 Eugene S. Thomas Stadium	St. Joe opens SMAC Conference play with a trip back to Kalamazoo for a second straight season to face the Maroon Giants of Kalamazoo Central. Former Dowagiac head coach Mike Stanger begins his 2 nd in charge of the Giants program. Kalamazoo Central finished 2-7 last season and 1-6 in the SMAC
	Battle Creek Lakeview Fri. 9/16 – WIN 35-14 Steve Upton Field at Dickinson Stadium	Last years regular season finale is this season's SMAC home opener for the Bears as St. Joe faces Battle Creek Lakeview. The road team has won each of the last four contests between the Bears and Spartans. With Lakeview winning 16-10 at Dickinson Stadium a year ago. The Spartans are at St. Joe for a second straight season. The Bears won't have a look at the newly renovated and now turfed surface of Spartan Memorial Stadium until next year.
	Portage Central Fri. 9/23 – 7:00 pm McCamley Field	Grudge match doesn't begin to describe the anticipated matchup with the Bears and Portage Central this year. Also like last year the game will be at Portage Central's new McCamley Field. St. Joe jumped out to a 22-0 lead in the first quarter only to see the Mustangs tie and win the game in overtime 36-30. Portage Central's game against St. Joe is one of six home games for the Mustangs this season.
	Portage Northern Fri. 9/30 – 7:00 pm Steve Upton Field at Dickinson Stadium	St. Joe returns home in week 6 to face what is expected to be a vastly improves Huskies squad this season. Northern went 3-6 a season ago, which included a 21-3 loss at St. Joseph in Week 3. Kurt Twichell is back for a second season for the Huskies and his young squad a year ago had trouble with a new offense. Northern quarterback Cane Mack has already accepted a scholarship offer from Division 2 Wayne State.
	Lakeshore Fri. 10/7 – 7:00 pm Kohn-Lehmann Field at Al Stockman Stadium	The first War by the Shore game in 2022 will be held at Al Stockman Stadium in Stevensville with the Bears facing Lakeshore in this week 7 matchup. The two teams split the two games played a year ago, with Lakeshore taking the regular season game 35-28 at St. Joe a year ago, but the Bears pulled off the 17-14 upset win at Lakeshore to win the 2021 District Championship on a 4 th down stop with just over a minute to go at Lakeshore. Danny Thompson returns for his second season as Lakeshore head coach.
	Mattawan 10/14 – 7:00 pm Steve Upton Field at Dickinson Stadium	Mattawan earned their first win of the season in week 4 last year, a forfeit win over South Bend Riley, who couldn't field a team because of a COVID outbreak. Mattawan didn't earn their first win on the field until 3 weeks later when the Wildcats pulled off a 19-14 upset win at Battle Creek Lakeview. David Arrasmith enters his third year as head coach.
	Battle Creek Central 10/21 – 7:00 pm C.W. Post Field	The 2022 Regular Season concludes as the Bears head to Battle Creek Central for a second straight season. The Bearcats were a young inexperienced team last year, but they'll have almost two years more of experience by the time St. Joe heads to the cereal city. Last season the Bears scored the then second most points in program history by putting up 62 points on the Bearcats. St. Joe would scored 75 in a game against Okemos 3 weeks later.

ABOUT THE MUSTANGS...

Portage Central football overcomes early miscues to outlast short-handed Mattawan

Patrick Nothaft | Mlive.com/Kalamazoo Gazette

MATTAWAN, MI – There weren't many style points from Portage Central's trip to Mattawan on Friday, but the Mustangs football team overcame several self-inflicted wounds and used a vintage fourth-quarter drive to escape with a 23-14 win against the short-handed Wildcats.

Leading 16-14 heading into the fourth quarter, Central started the final frame with the ball deep in its own territory, and the Mustangs marched down the field in 3-to-5-yard increments, mixing in a couple key third-and-long conversions along the way, before junior Tomas Layne powered into the end zone from 5 yards out to make it a 23-14 game with 5:17 left.

For a young offense that sputtered throughout much of the first half, being able to impose its will as the clock ticked down was a welcome development and a sign of growth.

"The third quarter, it just seemed like we were going backward, either with penalties or missed assignments, and we said on the sideline, 'We've got to stop beating ourselves and just start executing a little bit,'" Central head coach Mick Enders said. "I thought all of our backs ran hard tonight – Tomas, (Tyler) Lynch, (Andrew) Dinges, (Peyton) Ruthven, Nick Green, Carson Schnurstein – I thought they all gave a great effort tonight."

While Central's finish was reminiscent of some great Mustang teams of yesteryear, the first three quarters weren't as memorable due to three turnovers, including a fumble on its first offensive snap and another lost fumble on the second play of the second half.

While Mattawan couldn't capitalize on Central's first turnover, the Wildcats turned the second fumble into quick points, as junior quarterback Talon Osmun found Landon Berchiatti on a screen pass, and the senior wideout weaved his way into the end zone from 15 yards out to make it a 16-14 game with 9:41 left in the third.

In his first career start, Mattawan's junior quarterback struggled for most of the first half, but Wildcats coach David Arrasmith said Osmun's first varsity touchdown pass provided a much-needed boost of momentum to him and the team.

"For a junior that's never taken too many varsity snaps to come in and throw a touchdown pass like that is a huge confidence booster for him," he said. "We were trying to keep things pretty basic for him and do things to make him successful and feel comfortable, and I think that was one of those things that definitely boosted his confidence as the game went on."

Mattawan star quarterback Ryan Van Liere was a game-time decision after sustaining an injury last week against Stevensville Lakeshore, and the Wildcats coaching staff opted to let the senior signal heal for another week, setting the stage for Osmun to take on a tough Central defense.

"We were trying to keep him calm, telling him to take deep breaths and stay within himself and not try to do more than he can," Arrasmith said.

Central put Mattawan on its heels early, taking an 8-0 lead on a 5-yard touchdown run by Layne and making it a 16-0 game on a 2-yard scoring run from Tyler Lynch late in the second quarter.

At that point, it looked like Central would cruise to victory, but on the first play of its ensuing drive, Mattawan got on the board thanks to a 70-yard touchdown run by senior Connor Daggett with two minutes left in the second quarter.

"It gave us that spark that we needed at the right time, especially after they got their second score, so it definitely put us back in the ball game, and I think that was a huge play for us," Arrasmith said.

The Wildcats continued that momentum in the second half with the fumble recovery by Tucker Wrubel and Berchiatti's touchdown catch, but Mattawan just couldn't move the ball consistently enough to complete the comeback.

"We have to find a way to win and continue to battle," Arrasmith said. "We had an injury with Ryan and didn't have him, so it's really a next-man-up mentality. We don't have time to 'boo hoo' about who we don't have. They battled their way back, and I'm proud of them for that."

Central has also battled through some adversity in the early part of the 2022 season, opening the year with losses to state-ranked East Lansing and Grand Rapids Forest Hills Central, then staging a comeback win against Battle Creek Lakeview last week.

For an offense that graduated all 11 starters from last year's squad, early-season struggles were inevitable, but Enders sees progress on that side of the ball.

"You could still see that we're having some miscommunication and things like that," he said. "Varsity football happens at a fast pace, and some of our guys are still adjusting to that a little bit, but you can see that it's starting to click, especially with what we do with getting off the football and everything. We're getting there, but there's a lot of work to go."

Layne, who saw plenty of time at tailback as a sophomore last year, has taken on a bigger role in 2022 and thinks the Mustangs offense is getting close to finding its stride.

"We have so much potential. We just have to find it," said Layne, whose team plays St. Joseph (3-1) next week. "We're so close. We're right on the edge, we just have to break through that wall."

Meanwhile, Mattawan falls to 1-3 for the second consecutive season, with road game against Battle Creek Central up next.

The Wildcats were actually 1-5 at one point last season, before rallying to win their last three and sneak into the playoffs at 4-5.

While that's not the type of start he wants from his team again this year, it gives Arrasmith confidence that the Wildcats can bounce back this year.

"The kids found a way to battle back," he said. "We changed up practice and shortened it up. Got in, got out, made sure they got plenty of rest, and that seemed to spark or rejuvenate them at the end of the season. As much as I hate starting the season 1-3, the kids find a way. It's a good life lesson to battle through adversity and work toward something."

THE LAST MEETING - 10/01/21 – PORTAGE CENTRAL 36, ST. JOSEPH 30 – OT – MCCAMLEY FIELD, PORTAGE

PORTAGE – Early success does not necessarily be a sign of things to come later in the game. St. Joe learned that the hard way as the Bears couldn't hold on to a 22-0 lead and fell at Portage Central 36-30 in overtime.

Despite St. Joe turning the ball over on the opening drive. St. Joe would score first 3 plays later when Central quarterback Tyler Stolskey's pass was intercepted by the Bears Brystun Mayberry. Mayberry returned the ball for a 25-yard pick six and St. Joe had a 7-0 lead with 6:02 left in the opening quarter.

Portage Central would turn the ball over on their next play on offense, when Stolsky fumbled the ball and the Bears Elijah Turner recovered it at the Central 21-yard line.

Six plays after the Mustangs second turnover, Andrew Barlow powered his way into the endzone from a yard out to increase the St. Joe lead to 14-0.

A third Mustangs turnover would again result in a St. Joseph score, when Devin Porter coughed up the ball at the Mustangs 40-yard line, after a brief struggle for the ball, the ball ended up at the Portage Central 34, when Malik Immoos scooped up the free ball and return it for a 34-yard fumble return touchdown. An offside penalty on the point after allowed St. Joe an easier attempt for a 2-point conversion, which was good by Matt Lanier. St. Joe had a 22-0 lead still with 1:38 remaining in the first quarter.

That's when the momentum would swing back towards the home team. On the ensuing kickoff, Porter made up for his costly fumble as he returned the kickoff 93-yards for a touchdown to cut the St. Joe lead to 22-6 after the point after failed.

St. Joe would punt on the next drive and again it was Porter that ran away from Bear defenders, as he ran for a 63-yard touchdown, the 2-point conversion attempt was good and the St. Joe lead was cut to 22-14.

St. Joe's next drive would come to and end at the Portage Central 39-yard line after a fumble. The Mustangs pulled within two points after an 8-play, 63-yard scoring drive capped off on a 1-yard run by Josh Sturgeon. They would try to tie the game, but the 2-point conversion attempt was no good. The half would end with St. Joe holding on to a 22-20 lead.

Portage Central would take their first lead of the night when new quarterback Caleb Schnell led the Mustangs on an 8 play 65 yard drive when Daniel Calhoun caught a 24-yard touchdown pass. The PAT was good, and it was 27-22 Portage Central.

St. Joe grabbed back the lead on the following drive when Preston Nichols marched the Bears 59-yards down the field, finished by a Trey McGinnis 3-yard touchdown run. Preston Nichols ran for the 2-point conversion and St. Joe had a 30-27 lead.

Both defenses would stiffen in the final quarter. With time running out in the final quarter, Portage Central faced a 4th and 3 at the St. Joe 39, the Mustangs reached into their bag of tricks and ran a halfback option pass from running back Porter to Schnell for a first down. Portage Central ran the same play the week prior to score the go-ahead touchdown in their upset with over Battle Creek Lakeview. After a loss and two incomplete passes. Portage Central would attempt and make a 27-yard field goal with :16 seconds left to tie the game and send it to overtime.

Portage Central won the overtime coin toss and elected to play defense. St. Joe was not able to score on the four plays of the overtime possession. Being stopped at the 2-yard line. Portage Central could then win the game with any score, and they only needed a single play as Tomas Layne scored on a 10-yard touchdown run to win the game 36-30 in overtime.

With the loss, St. Joe falls to 5-1 overall and 4-1 in SMAC play. This creates a 3-way tie atop the SMAC Standings with St. Joe, Portage Central, and Lakeshore all holding a 4-1 conference record.

There will be a change at the top again after this week as Lakeshore will be at St. Joe on Friday night in the annual War by the Shore contest.

MEDIA AND BROADCAST PARTNERS...

St. Joseph fans have multiple options to follow St. Joe Bears Football all year long

NEWS/TALK/SPORTS 94.9 WSJM

Now in their 24th season, News/Talk/Sports 94.9 WSJM will again be the radio home to St. Joseph Bears football. New this year is a new voice calling the games, G.B. Richmond takes over as the voice of Bears football broadcasts, back alongside G.B. will be former Bear player Bret Witkowski. WSJM's live feed is broadcast inside the stadium concourse, so fans don't have to miss any of the action while at the concession stand. The audio is also available on their website at wsjm.com as well as the WSJM app for Android and Apple devices.

**ST. JOSEPH BEARS SPORTS NETWORK**

Now in its 2nd season is the St. Joseph Bears Sports Network. In association with the St. Joe Athletic Department, Joe Jason Media adds its 8th school broadcast network to its lineup. The St. Joseph Bears Sports Network will be broadcast to not only varsity football games, both home and on the road, but select volleyball, wrestling, as well as boys and girls basketball, and boys and girls soccer this season. The website-based internet broadcasts will be on their website at sjbearssports.com. Joe Jason Media has networks devoted to Lakeshore, Dowagiac, South Haven, Edwardsburg, Berrien Springs, Mattawan, Portage Northern, and the Greater Muskegon area. Sam O'Toole and Brent Lesniak return for their second season on the St. Joe Bears Sports Network.

NFHS NETWORK

Bears fans that are unable to be at Dickinson Stadium can still watch the games live, or even watch the games again thanks to the NFHS Network. The NFHS Network is the official video streaming provider for the MHSAA and most high school sports governing bodies in the country. Viewers have to subscribe to the video streaming service for a monthly or yearly fee, and a portion of that fee is returned to the school. St. Joe has two NFHS Cameras at the high school, one located at Dickinson Stadium and the other in the Bear Den. This will allow nearly every athletic event taking place at either venue to be streamed online, and the camera is completely automatic and is not run by a camera operator. Plus the video features the live scoreboard on the bottom of the screen just as games on TV and the play by play of longtime radio partner News/Talk/Sports 94.9 WSJM. The NFHS Network can be viewed on your desktop or laptop computer by just visiting the website at www.nfhsnetwork.com, and you can also download the NFHS Network app for Apple or Android devices. In addition to St. Joe, the NFHS Network has similar cameras at Lakeshore, Portage Northern and Portage Central, which can also be viewed by subscribers without any additional fee. In fact you can watch games from any school that has an NFHS Network camera.

**HERALD PALLADIUM**

Game stories, previews, and reporting from the Herald Palladium continues to be part of the high school football experience and of Southwest Michigan High School Sports altogether. The Herald Palladium has been a staple at St. Joseph Bears Football games both home and in many cases, the road as well. Subscribers of the local newspaper in actual print or on their website heraldpalladium.com will get the stories from the games and full color photos of all the action.

**OTHER BROADCAST OUTLETS:**

Television highlights are usually provided by media outlets in the South Bend or Kalamazoo markets. South Bend's WNDU (16), WSBT (22), and WBND (57), Kalamazoo's WWMT (3), Grand Rapids WOOD (8), WXMI (17), and WZZM (13) will occasionally have a highlight or two. Other radio stations that might have a St. Joe game include 97.5 Y Country WYTZ for Lakeshore, WBCK-FM 95.3 in Battle Creek, or WKZO-AM 590 in Kalamazoo. Internet broadcasts include the Lakeshore Lancers network, the Mattawan Wildcats Network, and the Portage Northern network. Portage Central football games are broadcast on YouTube.

THE SMAC...



AROUND THE SMAC

► Elsewhere in the SMAC

- **Battle Creek Central 42, Lakeshore 35 – at Lakeshore**

Battle Creek Central quarterback Devoine Newton had three passing touchdowns and ran for another in Battle Creek Central's 42-35 win at Lakeshore. It's the first time that Battle Creek Central has defeated Lakeshore since 2007, a span of 9 games. The Bearcats amassed a total of 540 yards of offense with 351 of them coming from the arm of Newton. Lakeshore quarterback Ryan Korfmacher threw for 282 yards and four touchdowns as the Lancers drop to 1-3, their worst 4 game record since going 1-3 to start the 1996 season.



- **Portage Northern 63, Kalamazoo Central 7 – at Portage Northern**

For the fourth week in a row, Kalamazoo Central allowed a touchdown on their opponents opening drive as Portage Northern took an early lead and cruised to a 63-7 win over Kalamazoo Central. Portage Northern QB Cane Mack was 11 for 14 and 329 yards passing, with 5 touchdowns. Braylen Amos caught three of them.

SMAC CONFERENCE STANDINGS...

Place	Team	Overall Record	Conference Record
1	St. Joseph	3-1	2-0
2	Battle Creek Central	3-1	2-0
3	Portage Central	2-2	2-0
4	Portage Northern	2-2	1-1
5	Lakeshore	1-3	1-1
6	Battle Creek Lakeview	1-2	0-2
7	Mattawan	1-3	0-2
8	Kalamazoo Central	0-4	0-2

SMAC SCHEDULE – WEEK 5

St. Joseph Bears at Portage Central Mustangs – McCamley Field, Portage

Lakeshore Lancers at Kalamazoo Central Maroon Giants – Thomas Stadium – Kalamazoo

Mattawan Wildcats at Battle Creek Central Bearcats – C.W. Post Field – Battle Creek

Portage Northern Huskies at Battle Creek Lakeview Spartans – Spartan Memorial Field – Battle Creek

SMAC BROADCASTS

ST. JOSEPH AT PORTAGE CENTRAL

News/Talk/Sports 94.9 WSJM, St. Joseph Bears Sports Network, NFHS Network, PCTV (YouTube)

LAKESHORE AT KALAMAZOO CENTRAL

97.5 Y-Country WYTZ, Lakeshore Lancers Network, NFHS Network (Video)

MATTAWAN AT BATTLE CREEK CENTRAL

Mattawan Wildcats Network

PORTAGE NORTHERN AT BATTLE CREEK CENTRAL

Portage Northern Huskies Network, NFHS Network (video)

SMAC OPPONENTS SEASON SCHEDULE, RESULTS, STANDINGS...



BATTLE CREEK CENTRAL BEARCATS Head Coach: Lorin Granger (11th season) 08/26 – BYRON CENTER L 27-34 OT 09/01 – at Harper Creek W 34-0 09/09 – at Portage Northern W 26-23 09/16 – at Lakeshore W 42-35 09/23 – MATTAWAN 09/30 – at Portage Central 10/07 – KALAMAZOO CENTRAL 10/14 – BATTLE CREEK LAKEVIEW 10/21 – ST. JOSEPH	BATTLE CREEK LAKEVIEW SPARTANS Head Coach: Jerry Diorio (5th) 08/25 – at Harper Creek W 28-6 09/01 – at River Rouge – CCD (no power) 09/09 – at Portage Central L 13-16 09/16 – at St. Joseph L 14-35 09/23 – PORTAGE NORTHERN 09/30 – LAKESHORE 10/07 – at Mattawan 10/14 – at Battle Creek Central 10/21 – at Kalamazoo Central	KAL. CENTRAL MAROON GIANTS Head Coach: Michael Stanger (2nd) 08/26 – at Mount Pleasant L 7-42 09/01 – at Kalamazoo Loy Norrix L 7-8 09/09 – ST. JOSEPH L 0-56 09/16 – at Portage Northern L 7-63 09/23 – LAKESHORE 09/30 – MATTAWAN 10/07 – at Battle Creek Central 10/14 – at Portage Central 10/21 – BATTLE CREEK LAKEVIEW
LAKESHORE LANCERS Head Coach: Danny Thompson (2nd) 08/25 – ZEELAND WEST L 15-66 09/01 – at Kalamazoo United L 27-33 09/09 – at Mattawan W 48-31 09/16 – BATTLE CREEK CENTRAL L 35-42 09/23 – at Kalamazoo Central 09/30 – at Battle Creek Lakeview 10/07 – ST. JOSEPH 10/14 – at Portage Northern 10/21 – PORTAGE CENTRAL	MATTAWAN WILDCATS Head Coach: David Arrasmith (3rd) 08/25 – LOWELL L 28-48 09/01 – at Marshall W 37-0 09/09 – LAKESHORE L 21-48 09/16 – PORTAGE CENTRAL L 14-23 09/23 – at Battle Creek Central 09/30 – at Kalamazoo Central 10/07 – BATTLE CREEK LAKEVIEW 10/14 – at St. Joseph 10/21 – PORTAGE NORTHERN	PORTAGE CENTRAL MUSTANGS Head Coach: Mick Enders (13th) 08/26 – EAST LANSING L 15-21 09/01 – FOREST HILLS CENTRAL L 0-42 09/09 – B.C. LAKEVIEW W 16-13 09/16 – at Mattawan W 23-14 09/23 – ST. JOSEPH 09/30 – BATTLE CREEK CENTRAL 10/07 – at Portage Northern 10/14 – KALAMAZOO CENTRAL 10/21 – at Lakeshore
PORTAGE NORTHERN HUSKIES Head Coach: Kurt Twichell (2nd) 08/25 – VICKSBURG W 41-27 09/01 – at Holland West Ottawa L 10-21 09/09 – BATTLE CREEK CENTRAL L 23-26 09/16 – KALAMAZOO CENTRAL W 63-7 09/23 – at Battle Creek Lakeview 09/30 – at St. Joseph 10/07 – PORTAGE CENTRAL 10/14 – LAKESHORE 10/21 – at Mattawan		ST. JOSEPH BEARS Head Coach: Andrew Pratley (4th) 08/26 – at Traverse City Central L 28-49 09/01 – UNITY CHRISTIAN W 41-28 09/09 – at Kalamazoo Central W 56-0 09/16 – B. C. LAKEVIEW W 35-14 09/23 – at Portage Central 09/30 – PORTAGE NORTHERN 10/07 – at Lakeshore 10/14 – MATTAWAN 10/21 – at Battle Creek Central

Other St. Joseph Opponents

TRAVERSE CITY CENTRAL TROJANS Head Coach: Eric Schugars (8th) 08/26 – ST. JOSEPH W 49-28 09/02 – LAPEER L 42-56 09/09 – at Davison L 14-49 09/16 – at Mount Pleasant L 21-27 09/23 – MIDLAND 09/30 – MIDLAND DOW 10/07 – at Bay City Central 10/14 – at Bay City Western 10/21 – TRAVERSE CITY WEST		HUDSONVILLE UNITY CHR. CRUSADERS Head Coach: Craig Tibbe (20th) 08/25 – WHITEHALL L 26-54 09/01 – at St. Joseph L 28-41 09/09 – at Coopersville W 28-27 09/16 – FRUITPORT W 60-46 09/23 – HAMILTON 09/30 – at Allendale 10/07 – at Holland Christian 10/14 – SPRING LAKE 10/21 – at Grand Rapids West Catholic
---	--	--

THE RECORD BOOK...**Victories***Consecutive, Regular Season only, No Ties*

37 - 9/26/86-9/30/89

Consecutive Shutouts, No Ties

4 - 9/14-10/5/73 (Lakeshore, Muskegon Catholic Central, Dowagiac, Kalamazoo Loy Norrix)

3 - 9/11-9/25/11 (Niles, Loy Norrix, Benton Harbor)

3 - 10/16-10/30/87 (Portage Northern, Kalamazoo Loy Norrix, South Haven)

3 - 9/26-10/10/86 (Benton Harbor, Portage Central, Niles)

Consecutive Winning Regular Seasons

11 - 1982-1992

8 - 2006-2013

6 - 1994-1999

6 - 2015-current

Ties*Lowest Scoring Tie Game*

0 - 9/30/55 vs. Grand Haven (0-0)

10/4/68 vs. K. Loy Norrix (0-0)

Highest Scoring Tie Game

40 - October 11, 1963 vs. Niles (20-20)

Season

2 - 1963, 9/20 vs. Buchanan (6-6), 10/11 vs.

Niles (20-20)

2 - 1963, 9/21 vs. Buchanan (13-13), 9/28 vs.

Dowagiac (6-6)

Consecutive Ties

2 - 1963, 9/21 vs. Buchanan (13-13), 9/28 vs.

Dowagiac (6-6)

Last Tie Game

10/4/68 - SJ 0, KLN 0

Scoring*Game (min 45)*

75 - SJ 75, Okemos 0 - 9/24/21

67 - SJ 67, BCC 35 - 9/19/08

62 - SJ 62, BCC 30 - 9/2/21

61 - SJ 61, KLN 14 - 10/25/85

59 - SJ 59, BH 8 - 10/3/14

59 - SJ 59, NIL 26 - 10/9/15

58 - SJ 58, SH 0 - 10/30/87

57 - SJ 57, SH 0 - 9/5/97

56 - SJ 56, KC 0 - 9/9/22

56 - SJ 56, GL 13 - 10/30/09

55 - SJ 55, NIL 7 - 9/6/19

55 - SJ 55, KLN 6 - 9/21/18

55 - SJ 55, NIL 26 - 9/27/13

55 - SJ 55, KLN 7 - 9/17/10

55 - SJ 55, PN 0 - 10/16/87

55 - SJ 55, MAT 7 - 10/9/09

54 - SJ 54, GL 14 - 10/16/20

52 - SJ 52, GL 6 - 9/3/15

52 - SJ 52, BUC 7 - 11/7/58

49 - SJ 49, Parma Western 13 - 11/12/21

49 - SJ 49, MAT 7 - 10/12/07

49 - SJ 49, LKS 14 - 10/26/07

49 - SJ 49, PC 22 - 10/25/74

48 - SJ 48, KLN 6 - 9/1/16

48 - SJ 48, KLN 0 - 10/26/84

48 - SJ 48, PN 0 - 9/12/97

48 - SJ 48, NIL 0 - 9/11/09

48 - SJ 48, KC 7 - 8/28/14

47 - SJ 47, NIL 0 - 10/6/17

47 - SJ 47, PC 13 - 10/30/70

47 - SJ 47, SH 6 - 9/6/91

46 - SJ 46, KC 13 - 9/18/20

46 - SJ 46, SH 19 - 10/28/88

46 - SJ 46, MAT 6 - 10/17/08

45 - SJ 45, BCL 21 - 10/16/15

45 - SJ 45, BH 0 - 10/10/08

45 - SJ 45, CHI Luther 6 - 9/18/59

45 - SJ 45, NIL 21 - 10/11/96

Largest Margin of Victory

75 - SJ 75, Okemos 0 - 9/24/21

Lowest Scoring Win

2 - SJ 2, PC 0 - 10/4/85

Safeties in a game

2 - SJ 37, MAR 7 - 8/27/10

Touchdowns in a game

11 - SJ 75, Okemos 0 - 9/24/21

Points Regular Season (Min. 300)

377 - 1997

344 - 2008

336 - 1984

329 - 1987

327 - 1988

303 - 2021*Fewest Points Allowed -**Regular Season (under 80)*

43 - 1986

59 - 1961

62 - 1971, 2007

64 - 1973

65 - 1974

71 - 1980

77 - 1962

79 - 1960

First Downs

171 - 2007

Rushing Yards

2,272 - 2008

2,169 - 1987

Rushing Attempts

365 - 2017

358 - 2015

334 - 2008

333 - 2013

Passing Yards

1984 - 1984

Passing Attempts

232 - 2003

Passes Completed

102 - 1984

Fewest Yards Penalized

186 - 1978

Defense vs. Punt Return

-2 - 1987

Defense vs. Rush

484 - 1984

Defense vs. Pass

369 - 1995

Average Punt Return (Total Attempts)

20.0 (12) - 1994

Interceptions Allowed

18 - 1983

Fewest Interceptions by Opponents

1 (5 times) - 1988, 1989, 1990, 1991, 2010

Interceptions by

St. Joseph

19 (2 times) - 1968, 1969

Most Fumbles Lost

23 - 1969

Fewest Fumbles Lost

3 - 2002

4 - 2010

Most Punts

54 - 2003

Fewest Punts

16 - 2008

17 - 2007

Most Blocked Punts

6 - 1983, 2008

Most Blocked Kicks (XP, FG, Punt)

9 - 2008

High Punt Average

42.8 - 1988

Kickoff Average

53.55 - 1999

Most Shutouts

4 (3 times) - 1984, 1985, 1986

THE RECORD BOOK (CONTINUED)

INDIVIDUAL RECORDS...

Passing

Attempts

231-Andy Schueneman (2003)

Completed

98- Ethan Schweir (2007)

Yards

1793-Mike Gillette (1984)

Yards per completion

22.8- Dennis Patzer (1970)

Fewest Interceptions

1-Ebon Sanders (1988)/Phelan (1991)

Touchdown Passes

19-Ethan Schweir (2007)

Longest Touchdown Pass

84-Caleb Wright to James Barber (2001)

Receptions

45-Steve Preston (1984)

Receptions (Game)

11-Dan Lafond (2003)

Reception Yards

909-Steve Preston (1984)

Average Per Reception

34.5-Paul Gibeau (1987)

Touchdown Receptions

14-Scott Blasko (1996)

Special Teams

PAT Percentage

100.0-Brett Virgil (2005)

100.0-Ryan Kitron (2011)

95.8-Mike Gillette (1984)

95.0-Josh Akins (2009)

94.6-Sean Akins (2015)

93.3-Brett Virgil (2006)

Most PAT's

38-Josh Akins (2009)

35-Mike Gillette (1984)/Brett Virgil (2007), Sean Akins (2015)

Longest PAT Run (2 point conversion)

24-Nisbet (1971)

Field Goals (season)

9-Mike Gillette (1984)

9-Cullen Hoffman (2014)

9-Cullen Hoffman (2013)

9-Antonio Buhrfiend (2018)

Longest Field Goal

48-Brad Shushman (1999)

Longest Punt

71-Izak Ruddell (2016)

Kickoff Average

57.5-Cullen Hoffman(2013)

53.8-Sean Akins (2015)

53.6-Brad Shushman (1999)

53.4-Antonio Buhrfiend (2018)

Punt Average

42.8-Gary Layton

Field Goal Percentage

100-Greg Phelan (1990)/Jeff Smith (1996)/Ethan Schweir (2006), Josh Akins (2009)

Longest Kickoff Return for Touchdown

95-Griffin Shinrock (10/23/2020)

94-Mike Ryan (10/25/1974)

Longest Punt Return for Touchdown

96-Keith Demchinski (1994)

Blocked Punts For Touchdown

1-Fred Fenrick (1959), Johnston (1973), Jones (1973), Brian Kubicki (1989), Brandon Hobbs (1999), Andy Radde(1999), Ty Taylor (2010), Connor Robinson (2018), Briggs Mosher (2018), Hunter Kalamaros (2019), Trey McGinnis (2021)

Most Blocked Punts (season)

4-Kubizna (1983),

Josh Weaver (2008)

Rushing

Yards (season)

1,290-Ryan Haynes (2017)

1,289-Jamaal Jackson (2009)

1,215-Anthony Dunning (2002)

Yards (game)

391 – Jack Turak (11/1/13)

(Playoffs vs. Sturgis (43 carries)

Attempts (Season)

235-Anthony Dunning (2002)

Attempts (Game)

43-Jack Turak (2013) vs. STG

40-Jack Turak (2013) vs. PC

40-Henry Steele (1996)

Yards Per Carry Average

9.5 – Jamaal Jackson (2008)

7.5 – Justin Gambrell (2013)

7.5 – Tom Golba (1987)

Rushing Touchdowns (season)

21-Jamaal Jackson (2009)

18-Alex Smith (1980)/

Jason Sandusky (1992)

Rushing Touchdowns (game)

6-Drake Smith (2008)

Offense

Total yards (rush/receiving)

1573-Gary Layton (1990)

Total Touchdowns (run/rec)

21-Jamaal Jackson (2009)

18-Alex Smith (1980)/

Jason Sandusky (1992)

Scoring

Points (season)

139-Alex Smith (1980)

Defense

Tackles (season)

104-Bryan Brown (1978)

Tackles (game)

22-Adam Baske (1997)

Sacks (game)

13-Jeff Morris (1982)

Tackles (season)

70-Andy Radde (1999)

Interceptions (season)

8-Ebon Sanders (1989)

Interceptions for Touchdown

2-Frank Olson (1973)

Doug Lincoln(1973)

CAREER RECORDS

Total Yards

3533-Mike Ryan (1972-1974)

Total Rushing Yards

2985-Alex Rutherford (2009-12)

2366-Mike Ryan (1972-1974)

Rushing Touchdowns

35-Alex Rutherford (2009-12)

Total Rushing Attempts

530-Alex Rutherford (2009-2012)

440-Gary Layton (1988-1990)

Total Passing Yards

3,055-Mike Gillette (1982-1984)

Total Passing Touchdowns

29-Mike Gillette (1982-84)

28-Ethan Schweir (2004-07)

Receptions

72-Steve Preston (1983-1984)

Touchdown Receptions

14-Steve Preston (1983-84)/

Scott Blasko (1995-96)

Reception Yards

1368-Steve Preston (1983-1984)

Passes Attempted

376-Andy Schueneman (2002-2003)

Passing Percentage

63.5-Sean Guinane (2007-09)

60.4-Ethan Schweir (2004-07)

Interceptions

12-Mike Ryan (1972-1974)

Tackles

214-Bryan Brown (1977-1979)

PAT's Kicked

79-Brett Virgil (2005-2007)

Field Goals

19-Mike Gillette (1982-1984)

19-Cullen Hoffman (2012-2014)

Scoring

216-Alex Rutherford (2009-12)

212-Mike Ryan (1972-1974)

New record set in 2022

Cumulative records listed are regular season games only, playoff games do not count in record book, for season/career records.

Single game records are for season and playoff games.

WHEN WAS THE LAST TIME...**St. Joe scored first...**

... and won	09/16/22 vs. Battle Creek Lakeview	Won 35-14
... and lost	10/22/21 vs. Battle Creek Lakeview	Lost 10-16

St. Joe got scored on first...

... and won	09/01/22 vs. Hudsonville Unity Christian	Won 41-28
... and lost	08/26/21 vs. Traverse City Central (at FSU)	Lost 28-49

St. Joe scored at least six TD's in a game...

09/09/22 at Kalamazoo Central	Won 56-0
-------------------------------	----------

St. Joe allowed at least six TD's in a game...

08/26/21 vs. Traverse City Central (at FSU)	Lost 28-49
---	------------

St. Joe kicked a field goal in a game

... Max Taylor (19 yards)	11/05/21 at Lakeshore (districts)	Win 17-14
---------------------------	-----------------------------------	-----------

St. Joe scored a safety...

St. Joe scored a safety...	11/14/20 vs. Lakeshore (districts)	Loss 9-14
...Lakeshore punter ran out of the back of the endzone on a punt for a safety.		

St. Joe gave up a safety...

10/22/21 vs. Battle Creek Lakeview	Lost 10-16
------------------------------------	------------

St. Joe returned a kickoff for a touchdown...

... Hunter Lange 78 yards...	08/26/21 vs. Traverse City Central (at FSU)	Lost 28-49
------------------------------	---	------------

St. Joe returned a punt for a touchdown...

... Trey McGinnis (recovered in endzone after block)...	09/27/21 at Battle Creek Central	Win 62-30
---	----------------------------------	-----------

St. Joe scored a 2-point conversion...

... Joron Brown run...	08/26/21 vs. Traverse City Central (at FSU)	Lost 28-49
------------------------	---	------------

St. Joe allowed a 2-point conversion...

09/01/22 vs. Hudsonville Unity Christian	Won 41-28
--	-----------

St. Joe scored a defensive touchdown

... by fumble... Joron Brown 42 yards	10/22/21 vs. Battle Creek Lakeview	Lost 10-16
... by INT... Brystun Mayberry 25 yards	10/01/21 at Portage Central	Lost 30-36 OT

St. Joe blocked...

... an extra point... Hudson Lange	09/17/21 at Kalamazoo Central	Won 29-13
... a field goal... Devon Frenchko	10/05/18 at Battle Creek Lakeview	Won 20-12
... a punt... Elijah Turner	09/09/22 at Kalamazoo Central	Won 56-0

St. Joe shut out an opponent...

09/09/22 at Kalamazoo Central	Won 56-0
-------------------------------	----------

St. Joe was shut out by an opponent...

10/09/20 at Lakeshore	Lost 0-26
-----------------------	-----------

St. Joe played an overtime game...

... and won	10/31/08 vs. Wayland (pre-districts)	Won 32-31
... and lost	10/01/21 at Portage Central	Lost 30-36 OT
... at home	10/31/08 vs. Wayland (pre-districts)	Won 32-31
... on the road	10/01/21 at Portage Central	Lost 30-36 OT
... that went into 2 or more overtimes	10/28/01 vs. Benton Harbor	Lost 27-28 2 OT

St. Joe played a team ranked in the AP Top 10

... and won	10/29/21 at Zeeland West (pre-districts) (D3#8)	Won 29-26
... and lost	11/20/21 vs. DeWitt (semfinals) (D3#2)	Lost 7-43

THE BEAR TRADITIONS...**EARN YOUR NUMBERS**

When you look out on the field you will notice that many if not all of the Bears have numbers on the left side of their helmets. You may also notice that some may not. The numbers on the left side of the helmet must be earned. This is what is called Earning Your Numbers in the Saint Joseph Football program. Each week the varsity coaching staff discusses which players have earned their numbers. The criteria for earning your numbers are set by each senior class. Before every season each senior class develops what they believe are the behaviors of a champion. These behaviors are what are used for the criteria of earning your numbers. If a player's position coaches believe he is consistently exhibiting the behaviors of a champion he will be awarded his numbers. The player must maintain that consistency, or he could have his numbers taken away and have to earn them back. The goal is for every player to Earn His Numbers. This tradition began in Coach Church's second year in 2012.

**Previous #1s**

2013 Dan Carrick
 2014 Derek Burton
 2015 Eric Engel
 2016 Kevin Jones
 2017 Ryan Barlow
 2018 Nathan Long
 2019 Konner LaVanway
 2020 Troy Pratley
 2022 Joron Brown

THE #1 JERSEY

The #1 jersey has a special status in the Saint Joseph Football program. Each year the coaching staff will decide which skill position player best exemplifies the Bear Football tradition of THE TEAM, THE TEAM, THE TEAM. That player will have the honor of wearing the #1 jersey. So look in your program and the young man who is in the #1 jersey you know is a young man of character. This tradition began in Coach Church's third year 2013.

THE #82 JERSEY

The number 82 is the only number that has been retired by St. Joseph. It belonged to 1989 Graduate Rob Fredrickson. After high school, Rob went on to Michigan State University, where he eventually started at linebacker. He was a three time all-Big Ten linebacker, four time Academic Big Ten and All-American. He was taken in the first round, number 22 overall by the Oakland Raiders. While in Oakland, Rob was selected to the NFL's All-Rookie team, eventually Rob came back home in 1998 at signed with the Detroit Lions then Arizona Cardinals a year later. Rob holds the modern era Cardinals team record of most number of tackles in a game. Which came against the New York Jets (22 tackles), in 1999. In the years that followed Rob's retirement from the NFL in 2003, he went on to be a part of the Arizona Cardinals radio network.

THE BANNER:

Every time the Bears take the field they do so with pride and passion. A display of that pride and passion is exhibited when the Bears rush onto the field and touch the banner before every game. The current banner was donated to the program by the 2013 seniors. This tradition began under Ike Coach Muhlenkamp.

THE MICHELLE KRUSE MEMORIAL VICTORY BELL:

The resounding clang of a bell echoing through a fall night in St. Joseph is a beautiful thing. After every victory the Bears ring the victory bell with pride. If the win was at home the bell will be rung immediately following the handshake line. If the victory was earned on the road you will hear the bell ringing late at night as the Bears arrive home from a joyous bus trip. The bell was donated by the Kruse family in memory of their daughter Michelle Kruse. The tradition began in Coach John VanWagoner's 2nd year in 2003, the first season in the new Dickinson Stadium. A new bell was acquired prior to the 2018 season.

THE HOME OF THE BEARS...

STEVE UPTON FIELD AT DICKINSON STADIUM

Completed: 2003 (20th season)**Seating Capacity:** 5,300 (3,500 home stands - 1,800 visitor stands)**Record Attendance:** 7,500 (9/28/07 – vs. Lakeshore) (SJ won 21-3)**Surface:** Natural Grass (2003-2017), Infilled Turf (2018-)**Record at Dickinson Stadium:** 72-32 (.692)**First game:** September 12, 2003 – St. Joseph 34, Kalamazoo Central 13**Press Box Phone:** (269) 926-3396**Wells Field – The Original**

The Bears first home field wasn't located very far from their current home. Wells Field on State Street in St. Joseph served as the home for the Bears from 1913 to 1949. Near the end of its use, the wooden covered grandstands were in danger of collapse and parking was an issue for fans. So the when the St. Joe schools acquired the title of the parcel of land a block away from Wells Field, it was then decided the school would need to have a new stadium. The grandstands at Wells Field were torn down. Wells Field is still in use by area youth. It is the home for the St. Joseph Baseball Association.

The first Dickinson Stadium

In the mid 1940's the St. Joseph School system acquired the title to a 40 acre parcel of land known as the Dickinson Estate. The area is where the current high school now stands. Around that same time the citizens of St. Joseph recognized the need for a new athletic and recreation area when problems at Wells Field made it difficult to continue to use the facility. It was then that the St. Joe residents got the ball rolling for a new facility. After receiving numerous recommendations by various experts, the planning committee, commissioned architect Robert V. Knox to develop the sketches and conceptual drawings of the stadium. The Board of Education would take these plans to the various service clubs around St. Joseph to rally the community involvement in the project. Every group that were presented the plans went on record as supporting it. The voters overwhelmingly passed the \$170,000 bond proposal on July 25, 1949 for the new stadium and track. A little over a year later, on September 22, 1950, the original Dickinson Stadium opened. The original Dickinson Stadium held its last event on October 19, 2001. In the 51 year history of the stadium it was the home to thousands of events, including football games, track meets, soccer games, band competitions, and commencement ceremonies.

The new Dickinson Stadium

The idea for a new stadium came about when a commission was charged with reviewing and making recommendations on the future of the facilities of the St. Joseph Public School system for the next 30-40 years. After a review of the old stadium, it was determined that to bring the stadium's aging and deteriorating steel support and infrastructure up to code would be a very expensive project. The commission visited newly constructed high schools around the Midwest and made recommendations for the St. Joe schools, including a new football stadium. In March of 2001 a plan for a bond proposal was presented to the St. Joe taxpayers, which not only included the new stadium, but also a new athletic fieldhouse and other various projects at the high school, and a new auxiliary gym, offices, library and orchestra room at Upton Middle School. The bond issue passed on September 25, 2001, less than a month later, the last game at the old Dickinson Stadium was played and demolition began.

While construction continued during the 2002 football season the varsity team played their "Home" games at Lakeshore's Al Stockman Stadium, Benton Harbor's Filstrup Field and at Bridgman High School. Upton Middle School was the home site for the JV and Freshmen teams. The stadium now also has an 8-lane running track, the old stadium had 7 and only 6 were useable. The first games were played on Thursday, September 4th, by the Freshman and JV teams who gave the stadium its first shakedown before the Grand Opening a week later. The official dedication was prior to the game between St. Joseph and Kalamazoo Central, which St. Joe won 34-13. The pregame ceremony included a fly-over by a US Air Force A-10 fighter jet. Less than a year after the opening, the new Dickinson Stadium had the honor of hosting country music and TV star Reba McEntyre for a performance benefiting Harbor Habitat for Humanity, the concert was part of Reba's 2004 tour which was sponsored by Whirlpool Corporation. The concert was held in front of a sold-out crowd of over 6,500 on July 20, 2004.

The scoreboard from the previous Dickinson Stadium, installed in 1998 was saved and relocated before being replaced prior to the 2016 season. The new scoreboard features a full color LED screen that shows live stats as the game progresses, videos, and enhanced animations. In 2018, thanks to a donation by the Upton Family, the playing surface was converted to artificial turf, prompting slight name change to Steve Upton Field at Dickinson Stadium.

	W	L	TTL	PCT
BATTLE CREEK CENTRAL	2	2	4	0.500
BATTLE CREEK HARPER CREEK	3	1	3	0.750
BATTLE CREEK LAKEVIEW	4	2	6	0.667
BENTON HARBOR	4	2	6	0.667
COLDWATER	2	1	3	0.667
DEWITT	0	1	1	0.000
DOWAGIAC	1	1	2	0.500
EDWARDSBURG	1	0	1	1.000
GRAND RAPIDS CHRISTIAN	1	0	1	1.000
GULL LAKE	5	0	5	1.000
HUDSONVILLE UNITY CHRISTIAN	1	0	1	1.000
JACKSON LUMEN CHRISTI	0	1	1	0.000
KALAMAZOO CENTRAL	5	0	5	1.000
KALAMAZOO LOY NORRIS	3	0	3	1.000
LAKEHORE	6	10	16	0.375
LANSING SEXTON	1	0	1	1.000
MARSHALL	3	1	4	0.750
MATTAWAN	5	2	7	0.714
NILES	8	1	9	0.889
OKEMOS	1	0	1	1.000
PARMA-WESTERN	1	0	1	1.000
PORTAGE CENTRAL	5	3	8	0.625
PORTAGE NORTHERN	6	2	8	0.750
STURGIS	2	1	3	0.667
UNIVERSITY OF DETROIT-JESUIT	0	1	1	0.000
WAYLAND-UNION	1	0	1	1.000
Total	72	32	104	0.692



SEASON RECAPS – 08/26/22 – TC CENTRAL 49, ST. JOSEPH 28 – TOP TAGGART FIELD, FERRIS STATE UNIVERSITY

BIG RAPIDS– Six years to the day of the last time St. Joe opened the season at a collegiate venue, the Bears faced defending Division 2 runner up Traverse City Central at the home of the NCAA Division 2 National Champion Ferris State Bulldogs.

The all day event featured the varsity game along with the Freshman and JV games also starting the season at Top Taggart Field.

With the Trojans taking the 9th grade contest, and the Bears winning the Junior Varsity game, it was up to the varsity game to see which school could win the day.

Traverse City Central took the varsity game by a 49-28 score.

St. Joe kicked off to begin the game, only to see Traverse City

Central methodically march down the field in an almost 6 minute drive to take a 7-0 lead.

St. Joe only needed :16 seconds to respond as Hunter Lange returned the kickoff for a 72 yard touchdown, tying the game at 7-7 after Max Taylor's extra point.

Along long sustained drive beat Central resulted in another touchdown giving them a 14-7 lead when St. Joe's offense finally took the field with 1:46 left in the first quarter.

St. Joe went 3 and out and punted away, and the Trojans again found the endzone and took a 21-7 lead.

St. Joe's offense got going on the next drive, going 80 yards in just 5 plays, capped off by a 69 yard run by Trey McGinnis to cut the Central lead to 21-13.

However, Traverse City Central again kept driving and scored again to take a 28-13 lead with 3:43 left in the half.

St. Joe's quick strike offense did just that, they struck again on a one play 80 yard drive at senior QB Matt Lanier threw a pass down the right hash mark and caught wide out Bobby Nate in stride for an 80 yard touchdown to cut the lead to 28-20.

Traverse City Central could also play the quick strike game and need two plays to make it 35-20 before halftime.

The Trojans scored on two more drives in the third quarter to take a 49-20 lead into the final 12 minutes. Joron Brown found the endzone from 3 yards out and also added the two point conversion to provide the final score of 49-28.

Running back Trey McGinnis had 99 yards rushing on 9 carries and one touchdown. Max Kesterke had 10 tackles on the night to lead the Bears defense.

St. Joe falls to 0-1 on the season and will face defending Division 4 runner up Hudsonville Unity Christian in the Bears home opener at Steve Upton Field at Dickinson Stadium on Thursday Night. The Crusaders enter the game also with an 0-1 record.

SEASON RECAPS – 09/01/22 – ST. JOSEPH 41, UNITY CHRISTIAN 28 – STEVE UPTON FIELD AT DICKINSON STADIUM

ST. JOSEPH – Before Thursday, to find the last time St. Joe came back from down by three touchdowns, you would have to go digging in the record books.

St. Joe trailed 22-0 after the first quarter but rallied for a 41-28 win over Hudsonville Unity Christian at Steve Upton Field at Dickinson Stadium.

Unity Christian, who was the runner up in Division 4 last year is the 2nd state runner up the Bears have played this season, after the week 1 game against Traverse City Central.

It looked as if the Bears fate would be the same as their week 1 loss after the first quarter. Unity Christian scored three touchdowns on a 67 yard run by quarterback Mitchell Tibbe, a 16 yard pass from Tibbe to Carterell Bylsma and a 7 yard TD run from Dylanell DeHoop for a 22-0 lead.

The Bears would get on the board just 6 seconds into the 2nd quarter, when Matt Lanier threw a 26 yard touchdown pass to Bobby Nate to cut the lead to 22-7.

Unity Christian would score again on their next drive on another Tibbe touchdown pass to Isaacell Stienstra from 6 yards to go up 28-7. But that was the final time Unity Christian would find the scoreboard for the rest of the game.

The Bears battle back would then start just 2:07 later, when Thomas Moore ran for a 12 yard touchdown run, capping an 8 -play, 80-yard drive. Hudson Lange made it 28-21 with 1:28 left in the first half when he scored on a 6 yard touchdown run.

The Bears, who deferred to start the game, got the ball to start the second half, and scored on the opening possession of the 2nd half on a 2 yard touchdown run from Trey McGinnis to tie the game at 28-28, still with 8:14 left in the third quarter.

After stopping the Crusaders on downs, St. Joe got great field position after the Unity Christian punt, when Hunter Lange returned the punt 60 yards down to the 25 yard line. Just three plays later. Joron Brown scored on a 2 yard run, after running for 22 yards the previous play. And St. Joe grabbed the lead for the first time at 35-28.

As the fourth quarter played out, St. Joe would be stopped on downs and then later on would turn it over at the Unity Christian 10 yard line.

Unity Christian would be 3 and out with just over 4 minutes to go. St. Joe then would drain the last 4 minutes, and score on a 6 yard touchdown run as time expired to provide the final score of 41-26.

McGinnis would lead the Bears on offense with 137 yards rushing on 17 carries and a touchdown. Joron Brown had 16 carries and scored his second touchdown of the game and broke the 100 yard rushing mark on the final play, finishing with 104 yards.

Max Taylor was 5 for 5 on extra points, he would not get to attempt the final kick as officials ruled the game over.

Dylan Stevens had 13 tackles to lead the Bears defense, he added a pass breakup and a QB hurry. Joron Brown had 8 tackles, including 1 tackle for loss, and 2 pass breakups. Elijah Turner also had 8 tackles.

The 22 point rally is the largest rally for a win since St. Joe came back from a 21-0 deficit and beat Lansing Sexton in the 2007 regional championship 42-27.

The Bears are back on the road next Friday to open SMAC Conference play at Kalamazoo Central, the Maroon Giants are 0-2 so far this season after falling to rival Kalamazoo Loy Norrix 8-7 last Thursday.

SEASON RECAPS – 09/09/22 – ST. JOSEPH 56, KALAMAZOO CENTRAL 0 – THOMAS STADIUM - KALAMAZOO

KALAMAZOO – Of the last six meetings between the Bears and Maroon Giants, four of them have taken place at Thomas Stadium in Kalamazoo. The Home fans are probably getting a little sick of seeing St. Joe after the Bears 56-0 win on Friday. The win marks the 12th straight time St. Joe has defeated Kalamazoo Central. Which matches the all time longest streak in the series history.

St. Joe needed just 40 seconds to score what would be the only score that was needs as senior quarterback Matt Lanier ran for a 60 yard touchdown on an option run for a 7-0 lead.

Holding the Giants to a 3 and out on the next drive. St. Joe would again strike quickly, after Elijah Turner blocked the punt, he recovered the kick and St. Joe would start at the KC 26 yard line. Lanier found a wide open Riley Biggins on the first play and the Bears took a 14-0 lead.

The lead would expand to 21-0 the next time the Bears had possession. This time, St. Joe would take 5 plays and go on a 52 yard drive, capped off on a 5 yard run from Trey McGinnis.

McGinnis would score on the Bears first drive in the 2nd quarter when he scored on a 14 yard run to give St. Joe a 28-0 lead.

Around 3 minutes later a 45 yard sprint by McGinnis increased the Bears advantage to 35-0.

A fumble recovery set up the Bears at the Maroon Giants 11 yard line for the next drive. Lanier's seconds touchdown pass of the game was to Bobby Nate and the Bears had a 42-0 lead.

Kalamazoo Central was able to put a drive together on their next possession, but the Bears defense again clamped down and forced another punt. Seven plays and 63 yards later, Thomas Moore scored from 6 yards out and the scoreboard read 49-0 at the end of the first half.

The second half began with the MHSAA's point differential rule taking effect with the clock continuously running, and in the fourth quarter with more and more of the Bear reserves in the game, those players also added to the scoreboard as Jackson Lane score on a 1 yard run. Max Taylor who had already made 7 of 7 of his extra points, stepped aside and had Rusty Klaer add the final kick.

Kalamazoo Central in a desperate attempt to break the shutout were stopped by the Bears defense at the St. Joe 7 yard line.

For the game, the Bears outgained the Maroon Giants 380-117, and the Bears defense held Kalamazoo Central to -1 yards passing. St. Joe scored on 8 of their 9 possesions with the Bears being stopped on downs on the only one they did not score on.

St. Joe improves to 2-1 and 1-0 in the SMAC, while Kalamazoo Central drops to 0-3 and 0-1 in the conference. St. Joe will return home to Dickinson Stadium to face Battle Creek Lakeview.

SEASON RECAPS – 09/16/22 – ST. JOSEPH 35, B.C. LAKEVIEW 14 – STEVE UPTON FIELD AT DICKINSON STADIUM

ST. JOSEPH – The bus ride between Battle Creek Lakeview is on of the longest in the league, and for the past four seasons, the road trip home has been a happy one.... Until this year.

St. Joe avenged last year's loss to the Spartans at Dickinson Stadium with a 35-14 win on Friday night. It's the first time the home team has won in the last 4 meetings.

The game started slowly for both teams as Lakeview got the first chance to score, but missed a 44 yard field goal wide left by Mathew Bacik with 1:05 left in the first quarter.

But the Bears were able to get break the scoreless drought just 8 seconds later as Matthew Lanier threw an 80 yard touchdown pass to Bobby Nate for a 7-0 lead.

The St. Joe defense again was able to put a stop to a long time

consuming Lakeview drive. The Bears then worked down the field again on an 11 play 77 yard drive, capped off by another Lanier touchdown pass, this to Riley Biggins from 8 yards out, and the Bear lead expanded to 14-0.

Dylan Stevens would intercept Lakeview quarterback Jacob Kucharczyk with :51 seconds left in the first half. St. Joe would drive the ball down in 5 plays, ending on a 31 yard touchdown run from Trey McGinnis with :18 seconds left before halftime, to make it 21-0.

St. Joe would make it 28-0 on the opening drive of the second half when McGinnis scored on a 2-yard run, ending a 12-play, 80-yard drive. Neither team would score for the rest of the quarter, but Lakeview was driving.

That Lakeview drive resulted in their first touchdown of the game, on a 1 yard run by Jacob Kucharczyk to cut the lead to 28-7.

After both teams came up with a defensive stop, St. Joe would again score quickly and on a one play drive. Trey McGinnis scored his third touchdown of the game on a 70 yard run, giving the Bears a 35-7 lead.

Lakeview would round out the scoring on a 3-yard run with 3:19 left in the game byu Kory Lenneman to provide the final score of 35-17.

On the night McGinnis carried the ball 16 times for 206 yards and three touchdowns. Quarterback Matt Lanier was 5 of 11 for 120 yards and a pair of touchdowns.

Max Taylor was a perfect 5 for 5 on his extra points, and of his 6 kickoffs, 5 of them were for touchbacks, the was that wasn't was a squib kick that was downed by a Lakeview upman.

On the night, St. Joe gained 333 of their 453 yards on the ground. Lakeview had 199 yards rushing and just 86 passing for a total of 285.

Elijah Turner led the Bears defensive effort with 14 tackles, including 2 tackles for loss, Joron Brown had 10 tackles, as did Dylan Stevens, who also added an interception.



Scoring Summary (Final)
2022 St. Joseph Bears Football
B.C. Lakeview vs St. Joseph (09/16/2022 at St. Joseph, MI)



B.C. Lakeview (1-2,0-2) vs. St. Joseph (3-1,2-0)

Date: 09/16/2022 • Site: St. Joseph, MI • Stadium: Dickinson Stadium

Attendance: 2500

Score by Quarters	1	2	3	4	Total
B.C. Lakeview	0	0	0	14	14
St. Joseph	7	14	7	7	35

Qtr	Time	Scoring Play	V-H
1st	00:57	STJOE - Bobby Nate 80 yd pass from Matthew Lanier (Max Taylor kick), 1-80 0:08	0 - 7
2nd	02:44	STJOE - Riley Biggins 8 yd pass from Matthew Lanier (Max Taylor kick), 11-77 3:29	0 - 14
	00:19	STJOE - Trey McGinnis 31 yd run (Max Taylor kick), 5-59 0:32	0 - 21
3rd	08:05	STJOE - Trey McGinnis 2 yd run (Max Taylor kick), 12-80 3:55	0 - 28
4th	10:23	BCLKVIEW - Jacob Kucharczyk 1 yd run (Mathew Bacik kick), 11-45 5:07	7 - 28
	06:14	STJOE - Trey McGinnis 70 yd run (Max Taylor kick), 1-70 0:10	7 - 35
	03:19	BCLKVIEW - Kory Lenneman 12 yd run (Mathew Bacik kick), 8-80 2:55	14 - 35

Kickoff time: 07:00 PM • End of Game: 09:10 PM • Total elapsed time: 2:10

Officials: Referee: Max Warriner; Umpire: Noah Wolfert; Linesman: William Roberts;

Line judge: John Madaras; Back judge: Alex Walker;

Temperature: 79 • Wind: NNW 8 • Weather: Partly cloudy



Team Statistics (Final)
2022 St. Joseph Bears Football
B.C. Lakeview vs St. Joseph (09/16/2022 at St. Joseph, MI)



	BCLKVIE	STJOE
FIRST DOWNS	15	19
Rushing	12	17
Passing	3	2
Penalty	0	0
NET YARDS RUSHING	199	333
Rushing Attempts	53	40
Average Per Rush	3.8	8.3
Rushing Touchdowns	2	3
Yards Gained Rushing	213	336
Yards Lost Rushing	14	3
NET YARDS PASSING	86	120
Completions-Attempts-Int	3-7-1	5-11-0
Average Per Attempt	12.3	10.9
Average Per Completion	28.7	24.0
Passing Touchdowns	0	2
TOTAL OFFENSE YARDS	285	453
Total offense plays	60	51
Average Gain Per Play	4.8	8.9
Fumbles: Number-Lost	1-0	1-1
Penalties: Number-Yards	2-10	2-16
PUNTS-YARDS	4-131	1-0
Average Yards Per Punt	32.8	0.0
Net Yards Per Punt	19.8	0.0
Inside 20	0	0
50+ Yards	0	0
Touchbacks	0	0
Fair catch	0	0
KICKOFFS-YARDS	3-180	6-322
Average Yards Per Kickoff	60.0	53.7
Net Yards Per Kickoff	40.0	37.0
Touchbacks	3	5
Punt returns: Number-Yards-TD	1-0-0	2-52-0
Average Per Return	0.0	26.0
Kickoff returns: Number-Yds-TD	0-0-0	0-0-0
Average Per Return	0.0	0.0
Interceptions: Number-Yds-TD	0-0-0	1-14-0
Fumble Returns: Number-Yds-TD	0-0-0	0-0-0
Miscellaneous Yards	0	0
Possession Time	31:44	16:16
1st Quarter	9:52	2:08
2nd Quarter	7:59	4:01
3rd Quarter	7:02	4:58
4th Quarter	6:51	5:09
Third-Down Conversions	5 of 13	4 of 7
Fourth-Down Conversions	2 of 2	1 of 2
Red-Zone Scores-Chances	2-2	2-2
Touchdowns	2-2	2-2
Field goals	0-2	0-2
Sacks By: Number-Yards	0-0	0-0
PAT Kicks	2-2	5-5
Field Goals	0-1	0-0
Points off turnovers	0	7



Individual Statistics (Final)
2022 St. Joseph Bears Football
B.C. Lakeview vs St. Joseph (09/16/2022 at St. Joseph, MI)



B.C. Lakeview

Rushing	No.	Gain	Loss	Net	TD	Lg	Avg
Jayden Dennis	12	60	2	58	0	20	4.8
Kory Lenneman	12	58	4	54	1	12	4.5
Reed Romele	12	54	2	52	0	11	4.3
Jacob Kucharczyk	15	39	6	33	1	19	2.2
Miguel Gonzalez	1	1	0	1	0	1	1.0
Brandon Betz	1	1	0	1	0	1	1.0
Totals	53	213	14	199	2	20	3.8

Passing	C-A-I	Yds	TD	Long	Sack
Jacob Kucharczyk	3-7-1	86	0	46	0
Totals	3-7-1	86	0	46	0

Receiving	No.	Yards	TD	Long
Jayden Dennis	2	69	0	46
Dalton Allen	1	17	0	17
Totals	3	86	0	46

Punting	No.	Yds	Avg	Long	In20	TB
Jayden Dennis	4	131	32.8	42	0	0
Totals	4	131	32.8	42	0	0

Returns	Punt			Kickoff			Intercept		
	No	Yds	Lg	No	Yds	Lg	No	Yds	Lg
Spencershotwell	1	0	0	0	0	0	0	0	0
Totals	1	0	0	0	0	0	0	0	0

Field goals	Qtr	Time	Dist	Result
Mathew Bacik	1st	01:05	44 yards	Missed

Kickoffs	No.	Yards	Avg	TB	OB
Mathew Bacik	3	180	60.0	3	0

All-purpose	Run	Rcv	KR	PR	IR	Total
Jayden Dennis	58	69	0	0	0	127
Kory Lenneman	54	0	0	0	0	54
Reed Romele	52	0	0	0	0	52
Jacob Kucharczyk	33	0	0	0	0	33

St. Joseph

Rushing	No.	Gain	Loss	Net	TD	Lg	Avg
Trey McGinnis	16	206	0	206	3	70	12.9
Joron Brown	13	66	3	63	0	14	4.8
Thomas Moore	5	42	0	42	0	13	8.4
Jackson Lane	2	8	0	8	0	5	4.0
Matthew Lanier	2	8	0	8	0	7	4.0
Dylan Chapman	2	6	0	6	0	3	3.0
Totals	40	336	3	333	3	70	8.3

Passing	C-A-I	Yds	TD	Long	Sack
Matthew Lanier	5-11-0	120	2	80	0
Totals	5-11-0	120	2	80	0

Receiving	No.	Yards	TD	Long
Joron Brown	2	28	0	23
Bobby Nate	1	80	1	80
Riley Biggins	1	8	1	8
Jordan Bell	1	4	0	4
Totals	5	120	2	80

Punting	No.	Yds	Avg	Long	In20	TB
Team	1	0	0.0	0	0	0
Max Taylor	0	0	0.0	0	0	0
Totals	1	0	0.0	0	0	0

Returns	Punt			Kickoff			Intercept		
	No	Yds	Lg	No	Yds	Lg	No	Yds	Lg
Hudson Lange	2	52	32	0	0	0	0	0	0
Dylan Stevens	0	0	0	0	0	0	1	14	14
Totals	2	52	32	0	0	0	1	14	14

Field goals	Qtr	Time	Dist	Result
-------------	-----	------	------	--------

Kickoffs	No.	Yards	Avg	TB	OB
Max Taylor	6	322	53.7	5	0

All-purpose	Run	Rcv	KR	PR	IR	Total
Trey McGinnis	206	0	0	0	0	206
Joron Brown	63	28	0	0	0	91
Bobby Nate	0	80	0	0	0	80
Hudson Lange	0	0	0	52	0	52

FUMBLES: B.C. Lakeview-Jacob Kucharczyk 1-0. St. Joseph-Matthew Lanier 1-1.



Defensive Statistics (Final)
2022 St. Joseph Bears Football
B.C. Lakeview vs St. Joseph (09/16/2022 at St. Joseph, MI)



#	B.C. Lakeview	Solo	Ast	Total	Sacks-Yds	TFL-Yds	FF	FR-Yds	Int-Yds	BrUp	Blks	QBH
7	Gavin White	7	0	7	-	-	-	-	-	-	-	-
9	Brandon Betz	5	1	6	-	-	-	-	-	-	-	-
15	Jack Darland	3	2	5	-	-	-	-	-	-	-	-
23	Miguel Gonzalez	4	0	4	-	-	-	-	-	1	-	-
8	Andres Rugel	3	0	3	-	-	-	-	-	-	-	-
77	Avonte Wilson	2	1	3	-	-	-	1-0	-	-	-	-
32	Walker Winstone	2	0	2	-	-	-	-	-	-	-	-
53	Cedryck Smithson II	2	0	2	-	-	-	-	-	-	-	-
22	Jayden Dennis	2	0	2	-	-	-	-	-	-	-	-
16	Jacob Kucharczyk	2	0	2	-	-	-	-	-	2	-	-
33	Nathan Harris	1	0	1	-	1-3	-	-	-	-	-	-
85	Walter Brown	1	0	1	-	-	-	-	-	1	-	-
76	Collin Bowman	1	0	1	-	-	-	-	-	-	-	-
24	Spencershotwell	1	0	1	-	-	-	-	-	-	1	-
3	Chhina Jasjit	1	0	1	-	-	-	-	-	-	-	-
T	Team	1	0	1	-	-	1	-	-	-	-	-
Totals		38	4	42	0-0	1-3	1	1-0	0-0	4	1	0

#	St. Joseph	Solo	Ast	Total	Sacks-Yds	TFL-Yds	FF	FR-Yds	Int-Yds	BrUp	Blks	QBH
22	Elijah Turner	6	8	14	-	2-2	-	-	-	-	-	-
1	Joron Brown	5	5	10	-	-	-	-	-	-	-	-
8	Dylan Stevens	4	6	10	-	1-3	-	-	1-14	-	-	-
15	Eian Nelson	3	5	8	-	2-3	-	-	-	-	-	-
7	Hudson Lange	1	6	7	-	-	-	-	-	1	-	-
12	Cole Lakin	3	1	4	-	-	-	-	-	-	-	-
63	MatthewGolladay	2	0	2	-	-	-	-	-	-	-	-
23	JP Heaps	1	1	2	-	1-2	-	-	-	-	-	-
55	Jerry Capaccio	1	1	2	-	-	-	-	-	-	-	-
26	Dylan Chapman	1	1	2	-	-	-	-	-	-	-	-
5	Caleb Garey	1	1	2	-	-	-	-	-	-	-	-
99	Julius Davis	1	1	2	-	-	-	-	-	-	-	-
T	Team	1	0	1	-	1-2	1	-	-	-	-	-
52	DominicDubinoff	1	0	1	-	-	-	-	-	-	-	-
92	Elvin Vu	1	0	1	-	-	-	-	-	-	-	-
58	Arshkrit Singh	1	0	1	-	-	-	-	-	-	-	-
44	Isaac Codde	1	0	1	-	-	-	-	-	-	-	-
2	Trey McGinnis	0	1	1	-	1-1	-	-	-	-	-	-
20	Ben Zarotney	0	1	1	-	-	-	-	-	-	-	-
56	Troy Painter	0	1	1	-	-	-	-	-	-	-	-
45	Riley Biggins	0	1	1	-	-	-	-	-	-	-	-
88	Cooper Trumbley	0	1	1	-	1-1	-	-	-	-	-	-
28	RobbieCleveland	0	0	0	-	-	-	-	-	1	-	-
Totals		34	41	75	0-0	9-14	1	0-0	1-14	2	0	0



Drive Chart (By Team) (Final)
2022 St. Joseph Bears Football
B.C. Lakeview vs St. Joseph (09/16/2022 at St. Joseph, MI)



Team	Qtr	Drive Started			Drive Ended			Consumed	
		Spot	Time	Obtained	Spot	Time	How lost	PI - Yds	TOP
BCLKVIE	1st	L20	12:00	Kickoff	L23	10:01	Punt	3 - 3	1:59
BCLKVIE		L38	08:01	Fumble	S27	01:05	Missed FG	13 - 35	6:56
BCLKVIE		L20	00:57	Kickoff	S43	06:13	Punt	11 - 37	6:44
BCLKVIE	2nd	L20	02:42	Kickoff	S28	00:51	Interception	6 - 52	1:51
BCLKVIE		L38	00:18	Kickoff	L43	00:00	End of half	1 - 5	0:18
BCLKVIE	3rd	L20	08:05	Kickoff	L34	04:33	Punt	5 - 14	3:32
BCLKVIE		S45	03:30	Punt	S00	10:23	*TOUCHDOWN	11 - 45	5:07
BCLKVIE	4th	L44	08:43	Downs	L48	06:24	Punt	3 - 4	2:19
BCLKVIE		L20	06:14	Kickoff	S00	03:19	*TOUCHDOWN	8 - 80	2:55

B.C. Lakeview	1st Qtr	2nd Qtr	3rd Qtr	4th Qtr	1st Half	2nd Half	Total
Time of possession	09:52	07:59	07:02	06:51	17:51	13:53	31:44
3rd down conversions	1-4	3-5	0-2	1-2	4-9	1-4	5-13
Average field position	L26	L29	L37	L32	L27	L34	L30
4th down conversions	1-1	0-0	1-1	0-0	1-1	1-1	2-2

Team	Qtr	Drive Started			Drive Ended			Consumed	
		Spot	Time	Obtained	Spot	Time	How lost	PI - Yds	TOP
STJOE	1st	S45	10:01	Punt	L38	08:01	Fumble	5 - 17	2:00
STJOE		S20	01:05	Missed FG	L00	00:57	*TOUCHDOWN	1 - 80	0:08
STJOE	2nd	S23	06:13	Punt	L00	02:44	*TOUCHDOWN	11 - 77	3:29
STJOE		S41	00:51	Interception	L00	00:19	*TOUCHDOWN	5 - 59	0:32
STJOE	3rd	S20	12:00	Kickoff	L00	08:05	*TOUCHDOWN	12 - 80	3:55
STJOE		L49	04:33	Punt	S45	03:30	Punt	3 - (6)	1:03
STJOE	4th	S20	10:23	Kickoff	L44	08:43	Downs	7 - 36	1:40
STJOE		S30	06:24	Punt	L00	06:14	*TOUCHDOWN	1 - 70	0:10
STJOE		S20	03:19	Kickoff	L46	00:00	End of half	6 - 34	3:19

St. Joseph	1st Qtr	2nd Qtr	3rd Qtr	4th Qtr	1st Half	2nd Half	Total
Time of possession	02:08	04:01	04:58	05:09	06:09	10:07	16:16
3rd down conversions	1-1	1-2	1-2	1-2	2-3	2-4	4-7
Average field position	S32	S32	S35	S23	S32	S28	S30
4th down conversions	0-0	1-1	0-0	0-1	1-1	0-1	1-2



Drive Chart (By Quarter) (Final)
 2022 St. Joseph Bears Football
 B.C. Lakeview vs St. Joseph (09/16/2022 at St. Joseph, MI)



Team	Qtr	Drive Started			Drive Ended			Consumed	
		Spot	Time	Obtained	Spot	Time	How lost	PI - Yds	TOP
BCLKVIE	1st	L20	12:00	Kickoff	L23	10:01	Punt	3 - 3	1:59
STJOE		S45	10:01	Punt	L38	08:01	Fumble	5 - 17	2:00
BCLKVIE		L38	08:01	Fumble	S27	01:05	Missed FG	13 - 35	6:56
STJOE		S20	01:05	Missed FG	L00	00:57	*TOUCHDOWN	1 - 80	0:08
BCLKVIE		L20	00:57	Kickoff	S43	06:13	Punt	11 - 37	6:44
STJOE	2nd	S23	06:13	Punt	L00	02:44	*TOUCHDOWN	11 - 77	3:29
BCLKVIE		L20	02:42	Kickoff	S28	00:51	Interception	6 - 52	1:51
STJOE		S41	00:51	Interception	L00	00:19	*TOUCHDOWN	5 - 59	0:32
BCLKVIE		L38	00:18	Kickoff	L43	00:00	End of half	1 - 5	0:18
STJOE	3rd	S20	12:00	Kickoff	L00	08:05	*TOUCHDOWN	12 - 80	3:55
BCLKVIE		L20	08:05	Kickoff	L34	04:33	Punt	5 - 14	3:32
STJOE		L49	04:33	Punt	S45	03:30	Punt	3 - (6)	1:03
BCLKVIE		S45	03:30	Punt	S00	10:23	*TOUCHDOWN	11 - 45	5:07
STJOE	4th	S20	10:23	Kickoff	L44	08:43	Downs	7 - 36	1:40
BCLKVIE		L44	08:43	Downs	L48	06:24	Punt	3 - 4	2:19
STJOE		S30	06:24	Punt	L00	06:14	*TOUCHDOWN	1 - 70	0:10
BCLKVIE		L20	06:14	Kickoff	S00	03:19	*TOUCHDOWN	8 - 80	2:55
STJOE		S20	03:19	Kickoff	L46	00:00	End of half	6 - 34	3:19



2022 St. Joseph Bears Football
St. Joseph Overall Team Statistics (as of Sep 17, 2022)
All games



Team Statistics	STJOE	OPP
SCORING	160	91
Points Per Game	40.0	22.8
Points Off Turnovers	14	8
FIRST DOWNS	65	61
Rushing	53	50
Passing	10	11
Penalty	2	0
RUSHING YARDAGE	1143	869
Yards gained rushing	1178	962
Yards lost rushing	35	93
Rushing Attempts	162	201
Average Per Rush	7.1	4.3
Average Per Game	285.8	217.2
TDs Rushing	16	11
PASSING YARDAGE	371	272
Comp-Att-Int	15-37-2	17-35-1
Average Per Pass	10.0	7.8
Average Per Catch	24.7	16.0
Average Per Game	92.8	68.0
TDs Passing	6	2
TOTAL OFFENSE	1514	1141
Total Plays	199	236
Average Per Play	7.6	4.8
Average Per Game	378.5	285.2
KICK RETURNS: #-Yards	8-216	8-192
PUNT RETURNS: #-Yards	10-194	3-37
INT RETURNS: #-Yards	1-14	2-29
KICK RETURN AVERAGE	27.0	24.0
PUNT RETURN AVERAGE	19.4	12.3
INT RETURN AVERAGE	14.0	14.5
FUMBLES-LOST	2-2	8-2
PENALTIES-Yards	16-102	11-75
Average Per Game	25.5	18.8
PUNTS-Yards	8-318	16-461
Average Per Punt	39.8	28.8
Net punt average	35.1	16.7
KICKOFFS-Yards	24-1173	17-884
Average Per Kick	48.9	52.0
Net kick average	30.9	29.9
TIME OF POSSESSION/Game	19:36	28:23
3RD-DOWN Conversions	17/33	19/50
3rd-Down Pct	52%	38%
4TH-DOWN Conversions	3/7	7/12
4th-Down Pct	43%	58%
SACKS BY-Yards	3-29	3-17
MISC YARDS	0	0
TOUCHDOWNS SCORED	23	13
FIELD GOALS-ATTEMPTS	0-0	0-1
ON-SIDE KICKS	0-2	0-0
RED-ZONE SCORES	(13-15) 87%	(11-13) 85%
RED-ZONE TOUCHDOWNS	(13-15) 87%	(11-13) 85%
PAT-ATTEMPTS	(20-21) 95%	(9-9) 100%
ATTENDANCE	5000	1000
Games/Avg Per Game	2/2500	1/1000
Neutral Site Games		1/1500

Score by Quarters	1st	2nd	3rd	4th	OT	Total
St. Joseph	35	76	21	28	0	160
Opponents	36	27	14	14	0	91



2022 St. Joseph Bears Football
St. Joseph Overall Individual Statistics (as of Sep 17, 2022)
All games



Rushing	gp	att	gain	loss	net	avg	td	lg	avg/g
Trey McGinnis	4	48	511	0	511	10.6	8	70	127.8
Joron Brown	4	40	240	3	237	5.9	3	31	59.2
Thomas Moore	4	26	174	6	168	6.5	2	33	42.0
Matthew Lanier	4	23	150	21	129	5.6	1	60	32.2
Jackson Lane	3	10	48	0	48	4.8	1	12	16.0
Hudson Lange	4	6	22	0	22	3.7	1	6	5.5
Dylan Chapman	2	5	16	0	16	3.2	0	4	8.0
Derek Henriquez Cruz	2	2	15	0	15	7.5	0	14	7.5
Gavin Keller	1	2	2	5	-3	-1.5	0	2	-3.0
Total	4	162	1178	35	1143	7.1	16	70	285.8
Opponents	4	201	962	93	869	4.3	11	67	217.2

Passing	gp	effic	comp-att-int	pct	yds	td	lg	avg/g
Matthew Lanier	4	167.47	15-37-2	40.5	371	6	80	92.8
Total	4	167.47	15-37-2	40.5	371	6	80	92.8
Opponents	4	126.99	17-35-1	48.6	272	2	58	68.0

Receiving	gp	no.	yds	avg	td	lg	avg/g
Bobby Nate	4	5	201	40.2	4	80	50.2
Jordan Bell	4	4	76	19.0	0	35	19.0
Riley Biggins	4	3	49	16.3	2	26	12.2
Joron Brown	4	2	28	14.0	0	23	7.0
Trey McGinnis	4	1	17	17.0	0	17	4.2
Total	4	15	371	24.7	6	80	92.8
Opponents	4	17	272	16.0	2	58	68.0

Punt Returns	no.	yds	avg	td	lg
Hudson Lange	8	162	20.2	0	60
Elijah Turner	1	17	17.0	0	0
Joron Brown	1	15	15.0	0	15
Total	10	194	19.4	0	60
Opponents	3	37	12.3	0	20

Interceptions	no.	yds	avg	td	lg
Dylan Stevens	1	14	14.0	0	14
Total	1	14	14.0	0	14
Opponents	2	29	14.5	0	26

Kick Returns	no.	yds	avg	td	lg
Hudson Lange	4	116	29.0	1	72
Trey McGinnis	3	91	30.3	0	36
Thomas Moore	1	9	9.0	0	9
Total	8	216	27.0	1	72
Opponents	8	192	24.0	0	47

Fumble Returns	no.	yds	avg	td	lg
Total	0	0	0.0	0	0
Opponents	0	0	0.0	0	0



2022 St. Joseph Bears Football
St. Joseph Overall Individual Statistics (as of Sep 17, 2022)
All games



Scoring	td	fg	PAT				dxp	saf	pts
			kick	rush	rcv	pass			
Trey McGinnis	8	-	-	-	-	-	-	-	48
Bobby Nate	4	-	-	-	-	-	-	-	24
Joron Brown	3	-	-	1-1	-	-	-	-	20
Max Taylor	-	-	19-20	-	-	-	-	-	19
Riley Biggins	2	-	-	-	-	-	-	-	12
Thomas Moore	2	-	-	-	-	-	-	-	12
Hudson Lange	2	-	-	-	-	-	-	-	12
Jackson Lane	1	-	-	-	-	-	-	-	6
Matthew Lanier	1	-	-	-	-	-	-	-	6
Rusty Klaer	-	-	1-1	-	-	-	-	-	1
Total	23	-	20-21	1-1	-	-	-	-	160
Opponents	13	0-1	9-9	1-3	1	1-1	-	-	91

Total Offense	g	plays	rush	pass	total	avg/g
Trey McGinnis	4	48	511	0	511	127.8
Matthew Lanier	4	60	129	371	500	125.0
Joron Brown	4	40	237	0	237	59.2
Thomas Moore	4	26	168	0	168	42.0
Jackson Lane	3	10	48	0	48	16.0
Hudson Lange	4	6	22	0	22	5.5
Dylan Chapman	2	5	16	0	16	8.0
Derek Henriquez Cruz	2	2	15	0	15	7.5
Gavin Keller	1	2	-3	0	-3	-3.0
Total	4	199	1143	371	1514	378.5
Opponents	4	236	869	272	1141	285.2

Field Goals	fg	pct.	01-19	20-29	30-39	40-49	50-99	lg	blk
FG Sequence	St. Joseph		Opponents						
Traverse City Cent.	-		-						
Unity Christian	-		-						
Kalamazoo Central	-		-						
B.C. Lakeview	-		44						
Portage Central	-		-						
Portage Northern	-		-						
Lakeshore	-		-						
Mattawan	-		-						
Battle Creek Central	-		-						

Punting	no.	yds	avg	lg	tb	fc	i20	50+	blk
Max Taylor	7	318	45.4	54	0	0	1	3	1
Team	1	0	0.0	0	0	0	0	0	0
Total	8	318	39.8	54	0	0	1	3	1
Opponents	16	461	28.8	42	0	2	0	0	1
Kickoffs	no.	yds	avg	tb	ob	retn	net	ydln	
Max Taylor	24	1173	48.9	12	0				
Total	24	1173	48.9	12	0	24.0	30.9	29	
Opponents	17	884	52.0	8	0	27.0	29.9	30	

Numbers in (parentheses) indicate field goal was made.



2022 St. Joseph Bears Football
St. Joseph Overall Individual Statistics (as of Sep 17, 2022)
All games



All Purpose	g	rush	rcv	pr	kr	ir	total	avg/g
Trey McGinnis	4	511	17	0	91	0	619	154.8
Hudson Lange	4	22	0	162	116	0	300	75.0
Joron Brown	4	237	28	15	0	0	280	70.0
Bobby Nate	4	0	201	0	0	0	201	50.2
Thomas Moore	4	168	0	0	9	0	177	44.2
Matthew Lanier	4	129	0	0	0	0	129	32.2
Jordan Bell	4	0	76	0	0	0	76	19.0
Riley Biggins	4	0	49	0	0	0	49	12.2
Jackson Lane	3	48	0	0	0	0	48	16.0
Elijah Turner	3	0	0	17	0	0	17	5.7
Dylan Chapman	2	16	0	0	0	0	16	8.0
Derek Henriquez	2	15	0	0	0	0	15	7.5
Dylan Stevens	4	0	0	0	0	14	14	3.5
Gavin Keller	1	-3	0	0	0	0	-3	-3.0
Total	4	1143	371	194	216	14	1938	484.5
Opponents	4	869	272	37	192	29	1399	349.8



2022 St. Joseph Bears Football
St. Joseph Overall Defensive Statistics (as of Sep 17, 2022)
All games



#	Defensive Leaders	gp	Tackles				Sacks no-yds	Pass defense			Fumbles		blkd		
			ua	a	tot	tfl/yds		int-yds	brup	qbh	rcv-yds	ff	kick	saf	
22	Elijah Turner	3	18	14	32	2-2	1-0	.	1	.	.
7	Hudson Lange	4	15	13	28	1-1	.	.	3
1	Joron Brown	4	15	12	27	3-4	.	.	2	1
8	Dylan Stevens	4	13	12	25	1-3	.	1-14	1	1
15	Eian Nelson	4	9	8	17	6-30	3-26	.	.	1
12	Cole Lakin	4	10	6	16	2-5	1-3
0	Max Kesterke	3	11	4	15	1-4	.	.	1
2	Trey McGinnis	4	6	4	10	1-1	.	.	1
99	Julius Davis	4	6	1	7	2-3
32	Jack Lawrence	4	5	2	7	1-1
55	Jerry Capaccio	4	4	3	7	2-3
63	MatthewGolladay	3	7	.	7	1-1
5	Caleb Garey	4	3	4	7
61	Xavier Gibbons	2	5	.	5
45	Riley Biggins	4	1	4	5	1
21	Derek Henriquez Cruz	2	3	1	4
20	Ben Zarotney	2	1	2	3	.	.	.	1
23	JP Heaps	2	1	2	3	2-4
98	Max Taylor	4	2	.	2	1	.	.	.
44	Isaac Codde	2	2	.	2
11	Juswin Judge	1	.	2	2
26	Dylan Chapman	2	1	1	2
41	Aidan Johnson	1	1	1	2
28	RobbieCleveland	2	2	.	2	.	.	.	1
33	Jamier Parker-Hersey	2	2	.	2
40	Evan Wilkes	2	2	.	2
92	Elvin Vu	1	1	.	1
56	Troy Painter	1	.	1	1
88	Cooper Trumbley	1	.	1	1	1-1
58	Arshkrit Singh	1	1	.	1
6	Jackson Lane	3	1	.	1
TM	Team	2	1	.	1	1-2	1-0	1	.	.	.
54	Isaac Ebrecht	1	1	.	1
52	DominicDubinoff	1	1	.	1
Total		4	151	98	249	27-65	3-29	1-14	10	4	2-0	2	1	.	.
Opponents		4	143	16	159	9-28	3-17	2-29	7	.	2-0	1	1	.	.



2022 St. Joseph Bears Football

St. Joseph Team Game-by-Game (as of Sep 17, 2022)

All games



TEAM STATISTICS

Date	Opponent	Rushing				Receiving				Passing				Kick Returns				Punt Returns				tot off
		no.	yds	td	lg	no.	yds	td	lg	cmp-att-int	yds	td	lg	no.	yds	td	lg	no.	yds	td	lg	
08/26/2022	vs Traverse City Cent.	24	104	2	69	3	90	1	80	3-10-1	90	1	80	4	143	1	72	1	15	0	15	194
09/01/2022	UNITY CHRISTIAN	61	394	5	30	4	93	1	35	4-12-1	93	1	35	3	47	0	29	5	102	0	60	487
09/09/2022	at Kalamazoo Central	37	312	6	60	3	68	2	31	3-4-0	68	2	31	1	26	0	26	2	25	0	8	380
09/16/2022	B.C. LAKEVIEW	40	333	3	70	5	120	2	80	5-11-0	120	2	80	0	0	0	0	2	52	0	32	453
St. Joseph		162	1143	16	70	15	371	6	80	15-37-2	371	6	80	8	216	1	72	10	194	0	60	1514
		201	869	11	67	17	272	2	58	17-35-1	272	2	58	8	192	0	47	3	37	0	20	1141

Games: 4 • Avg/rush: 7.1 • Avg/catch: 24.7 • Pass effic: 167.47 • KR avg: 27.0 • PR avg: 19.4 • All purpose avg/game: 484.5 • Total offense avg/gm: 378.5

Date	Opponent	Tackles				Sacks no-yds	Fumble		Pass Defense			blkd kick	PAT Attempts			off		
		ua	a	total	tfl-yds		ff	fr-yds	int-yds	qbh	brup		kick	rush	rcv	saf	t/o	pts
08/26/2	vs Traverse City Cent.	51	18	69	9-24	1-8	0	0-0	0-0	2	3	0	2-3	1	0	0	0	28
09/01/2	UNITY CHRISTIAN	37	19	56	1-1	0-0	0	0-0	0-0	1	5	0	5-5	0	0	0	0	41
09/09/2	at Kalamazoo Central	29	20	49	8-26	2-21	1	2-0	0-0	1	0	1	8-8	0	0	0	7	56
09/16/2	B.C. LAKEVIEW	34	41	75	9-14	0-0	1	0-0	1-14	0	2	0	5-5	0	0	0	7	35
St. Joseph		151	98	249	27-65	4-29	2	2-0	1-14	4	10	1	20-21	1	0	0	14	160
		143	16	159	9-28	2-13	1	2-0	2-29	0	7	1	9-9	1	1	0	8	91

		Punting									Field Goals			Kickoffs				
Date	Opponent	no.	yds	avg	long	blkd	tb	fc	50+	i20	md-att	long	blkd	no.	yds	avg	tb	ob
08/26/2	vs Traverse City Cent.	5	240	48.0	54	0	0	0	3	1	0-0	0	0	4	187	46.8	1	0
09/01/2	UNITY CHRISTIAN	2	78	39.0	40	0	0	0	0	0	0-0	0	0	5	229	45.8	2	0
09/09/2	at Kalamazoo Central	0	0	0.0	0	0	0	0	0	0	0-0	0	0	9	435	48.3	4	0
09/16/2	B.C. LAKEVIEW	1	0	0.0	0	1	0	0	0	0	0-0	0	0	6	322	53.7	5	0
St. Joseph		8	318	39.8	54	1	0	0	3	1	0-0	0	0	24	1173	48.9	12	0
		16	461	28.8	42	1	0	2	0	0	0-1	0	0	17	884	52.0	8	0



2022 St. Joseph Bears Football
St. Joseph Game Superlatives (as of Sep 17, 2022)
All games



INDIVIDUAL GAME HIGHS

Rushes	17	Trey McGinnis vs Unity Christian (09/01/2022)
Yards Rushing	206	Trey McGinnis vs B.C. Lakeview (09/16/2022)
TD Rushes	3	Trey McGinnis at Kalamazoo Central (09/09/2022)
	3	Trey McGinnis vs B.C. Lakeview (09/16/2022)
Long Rush	70	Trey McGinnis vs B.C. Lakeview (09/16/2022)
Pass attempts	12	Matthew Lanier vs Unity Christian (09/01/2022)
Pass completions	5	Matthew Lanier vs B.C. Lakeview (09/16/2022)
Yards Passing	120	Matthew Lanier vs B.C. Lakeview (09/16/2022)
TD Passes	2	Matthew Lanier at Kalamazoo Central (09/09/2022)
	2	Matthew Lanier vs B.C. Lakeview (09/16/2022)
Long Pass	80	Matthew Lanier vs Traverse City Cent. (08/26/2022)
	80	Matthew Lanier vs B.C. Lakeview (09/16/2022)
Receptions	2	Bobby Nate vs Traverse City Cent. (08/26/2022)
	2	Joron Brown vs B.C. Lakeview (09/16/2022)
Yards Receiving	84	Bobby Nate vs Traverse City Cent. (08/26/2022)
TD Receptions	1	Bobby Nate vs Traverse City Cent. (08/26/2022)
	1	Bobby Nate vs Unity Christian (09/01/2022)
	1	Riley Biggins at Kalamazoo Central (09/09/2022)
	1	Bobby Nate at Kalamazoo Central (09/09/2022)
	1	Riley Biggins vs B.C. Lakeview (09/16/2022)
	1	Bobby Nate vs B.C. Lakeview (09/16/2022)
Long Reception	80	Bobby Nate vs Traverse City Cent. (08/26/2022)
	80	Bobby Nate vs B.C. Lakeview (09/16/2022)
Punts	5	Max Taylor vs Traverse City Cent. (08/26/2022)
Punting Avg	48.0	Max Taylor vs Traverse City Cent. (08/26/2022)
Long Punt	54	Max Taylor vs Traverse City Cent. (08/26/2022)
Punts inside 20	1	Max Taylor vs Traverse City Cent. (08/26/2022)
Long Punt Return	60	Hudson Lange vs Unity Christian (09/01/2022)
Long Kickoff Return	72	Hudson Lange vs Traverse City Cent. (08/26/2022)
Tackles	14	Elijah Turner vs B.C. Lakeview (09/16/2022)
Sacks	2.0	Eian Nelson at Kalamazoo Central (09/09/2022)
Tackles For Loss	3.0	Eian Nelson at Kalamazoo Central (09/09/2022)
Interceptions	1	Dylan Stevens vs B.C. Lakeview (09/16/2022)



2022 St. Joseph Bears Football
St. Joseph Game Superlatives (as of Sep 17, 2022)
All games



TEAM GAME HIGHS

Rushes	61	vs Unity Christian (09/01/2022)
Yards Rushing	394	vs Unity Christian (09/01/2022)
Yards Per Rush	8.4	at Kalamazoo Central (09/09/2022)
TD Rushes	6	at Kalamazoo Central (09/09/2022)
Pass attempts	12	vs Unity Christian (09/01/2022)
Pass completions	5	vs B.C. Lakeview (09/16/2022)
Yards Passing	120	vs B.C. Lakeview (09/16/2022)
Yards Per Pass	17.0	at Kalamazoo Central (09/09/2022)
TD Passes	2	at Kalamazoo Central (09/09/2022)
	2	vs B.C. Lakeview (09/16/2022)
Total Plays	73	vs Unity Christian (09/01/2022)
Total Offense	487	vs Unity Christian (09/01/2022)
Yards Per Play	9.3	at Kalamazoo Central (09/09/2022)
Points	56	at Kalamazoo Central (09/09/2022)
Sacks By	2	at Kalamazoo Central (09/09/2022)
First Downs	25	vs Unity Christian (09/01/2022)
Penalties	6	vs Unity Christian (09/01/2022)
Penalty Yards	36	vs Unity Christian (09/01/2022)
Turnovers	2	vs Unity Christian (09/01/2022)
Interceptions By	1	vs B.C. Lakeview (09/16/2022)
Punts	5	vs Traverse City Cent. (08/26/2022)
Punting Avg	48.0	vs Traverse City Cent. (08/26/2022)
Long Punt	54	vs Traverse City Cent. (08/26/2022)
Punts inside 20	1	vs Traverse City Cent. (08/26/2022)
Long Punt Return	60	vs Unity Christian (09/01/2022)



2022 St. Joseph Bears Football
St. Joseph Game Superlatives (as of Sep 17, 2022)
All games



OPPONENT INDIVIDUAL GAME HIGHS

Rushes	24	Josh Klug, vs Traverse City Cent. (08/26/2022)
Yards Rushing	156	Josh Klug, vs Traverse City Cent. (08/26/2022)
TD Rushes	4	Josh Klug, vs Traverse City Cent. (08/26/2022)
Long Rush	67	Mitchell Tibbe, vs Unity Christian (09/01/2022)
Pass attempts	11	Josh Klug, vs Traverse City Cent. (08/26/2022)
	11	Mitchell Tibbe, vs Unity Christian (09/01/2022)
Pass completions	6	Josh Klug, vs Traverse City Cent. (08/26/2022)
Yards Passing	109	Josh Klug, vs Traverse City Cent. (08/26/2022)
TD Passes	2	Mitchell Tibbe, vs Unity Christian (09/01/2022)
Long Pass	58	Josh Klug, vs Traverse City Cent. (08/26/2022)
Receptions	3	BraydenHalliday, vs Traverse City Cent. (08/26/2022)
Yards Receiving	69	Jayden Dennis, vs B.C. Lakeview (09/16/2022)
TD Receptions	1	C. Bylsma, vs Unity Christian (09/01/2022)
	1	I. Stienstra, vs Unity Christian (09/01/2022)
Long Reception	58	Grant Schmidt, vs Traverse City Cent. (08/26/2022)
Punts	4	Mitchell Tibbe, vs Unity Christian (09/01/2022)
	4	LaDanienShelton, at Kalamazoo Central (09/09/2022)
	4	Jayden Dennis, vs B.C. Lakeview (09/16/2022)
Punting Avg	35.0	Mitchell Tibbe, vs Unity Christian (09/01/2022)
Long Punt	42	Jayden Dennis, vs B.C. Lakeview (09/16/2022)
Long Punt Return	20	BraydenHalliday, vs Traverse City Cent. (08/26/2022)
Long Kickoff Return	47	Arthur McManus, vs Traverse City Cent. (08/26/2022)
Tackles	7	L. Kooienga, vs Unity Christian (09/01/2022)
	7	Dylanell DeHoop, vs Unity Christian (09/01/2022)
	7	Gavin White, vs B.C. Lakeview (09/16/2022)
Sacks	1.0	Grant Schmidt, vs Traverse City Cent. (08/26/2022)
	1.0	66, vs Traverse City Cent. (08/26/2022)
Tackles For Loss	1.0	Arthur McManus, vs Traverse City Cent. (08/26/2022)
	1.0	Tyler Cooper, vs Traverse City Cent. (08/26/2022)
	1.0	Reed Seabase, vs Traverse City Cent. (08/26/2022)
	1.0	Grant Schmidt, vs Traverse City Cent. (08/26/2022)
	1.0	66, vs Traverse City Cent. (08/26/2022)
	1.0	56, vs Traverse City Cent. (08/26/2022)
	1.0	P. Markvluwer, vs Unity Christian (09/01/2022)
	1.0	Cole VanDam, at Kalamazoo Central (09/09/2022)
	1.0	Nathan Harris, vs B.C. Lakeview (09/16/2022)
Interceptions	1	BraydenHalliday, vs Traverse City Cent. (08/26/2022)
	1	Mitchell Tibbe, vs Unity Christian (09/01/2022)



2022 St. Joseph Bears Football
St. Joseph Game Superlatives (as of Sep 17, 2022)
All games



OPPONENT TEAM GAME HIGHS

Rushes	66	vs Traverse City Cent. (08/26/2022)
Yards Rushing	326	vs Traverse City Cent. (08/26/2022)
Yards Per Rush	5.4	vs Unity Christian (09/01/2022)
TD Rushes	7	vs Traverse City Cent. (08/26/2022)
Pass attempts	13	vs Unity Christian (09/01/2022)
Pass completions	6	vs Traverse City Cent. (08/26/2022)
Yards Passing	109	vs Traverse City Cent. (08/26/2022)
Yards Per Pass	12.3	vs B.C. Lakeview (09/16/2022)
TD Passes	2	vs Unity Christian (09/01/2022)
Total Plays	77	vs Traverse City Cent. (08/26/2022)
Total Offense	435	vs Traverse City Cent. (08/26/2022)
Yards Per Play	5.6	vs Traverse City Cent. (08/26/2022)
Points	49	vs Traverse City Cent. (08/26/2022)
Sacks By	2	vs Traverse City Cent. (08/26/2022)
First Downs	24	vs Traverse City Cent. (08/26/2022)
Penalties	6	at Kalamazoo Central (09/09/2022)
Penalty Yards	40	at Kalamazoo Central (09/09/2022)
Turnovers	2	at Kalamazoo Central (09/09/2022)
Interceptions By	1	vs Traverse City Cent. (08/26/2022)
	1	vs Unity Christian (09/01/2022)
Punts	6	vs Unity Christian (09/01/2022)
Punting Avg	34.5	vs Unity Christian (09/01/2022)
Long Punt	42	vs B.C. Lakeview (09/16/2022)
Long Punt Return	20	vs Traverse City Cent. (08/26/2022)



2022 St. Joseph Bears Football

St. Joseph Team Game-by-Game Comparison (as of Sep 17, 2022)

All games



Opponent	Score	First Downs				Rushing Number-Yards	Passing		Total Offense Plays-Yards	Return Yards	Turn- Overs
		Total	Rush	Pass	Pen		Comp-Att-Int	Yards			
Traverse City Cent.	28 - 49	6 / 24	4 / 19	1 / 5	1 / 0	24-104 / 66-326	3-10-1 / 6-11-0	90 / 109	34-194 / 77-435	158 / 106	1 / 0
UNITY CHRISTIAN	41 - 28	25 / 14	21 / 11	4 / 3	0 / 0	61-394 / 42-226	4-12-1 / 5-13-0	93 / 78	73-487 / 55-304	149 / 80	2 / 0
Kalamazoo Central	56 - 0	15 / 8	11 / 8	3 / 0	1 / 0	37-312 / 40-118	3-4-0 / 3-4-0	68 / -1	41-380 / 44-117	51 / 72	0 / 2
B.C. LAKEVIEW	35 - 14	19 / 15	17 / 12	2 / 3	0 / 0	40-333 / 53-199	5-11-0 / 3-7-1	120 / 86	51-453 / 60-285	66 / 0	1 / 1
Portage Central											
PORTAGE NORTHERN											
Lakeshore											
MATTAWAN											
Battle Creek Central											
Totals	160 - 91	65 / 61	53 / 50	10 / 11	2 / 0	162-1143 / 201-869	15-37-2 / 17-35-1	371 / 272	199-1514 / 236-1141	424 / 258	4 / 3

Opponent	3rd Down Conversions	4th Down Conversions	Time of Possession	TOP Margin	Avg Yds/Rush	Avg Yds/Pass	Avg Yds/Play	Punting Number-Avg	Penalties Number-Yards	Sacks
Traverse City Cent.	2-8 / 7-13	0-1 / 2-4	14:36 / 33:24	-18:48	4.3 / 4.9	9.0 / 9.9	5.7 / 5.6	5-48.0 / 1-31.0	5-21 / 1-11	1 / 2
UNITY CHRISTIAN	7-12 / 5-14	1-2 / 2-3	27:11 / 20:49	6:22	6.5 / 5.4	7.8 / 6.0	6.7 / 5.5	2-39.0 / 6-34.5	6-36 / 2-14	0 / 1
Kalamazoo Central	4-6 / 2-10	1-2 / 1-3	20:21 / 27:36	-7:15	8.4 / 3.0	17.0 / -0.2	9.3 / 2.7	0-0.0 / 5-18.4	3-29 / 6-40	2 / 0
B.C. LAKEVIEW	4-7 / 5-13	1-2 / 2-2	16:16 / 31:44	-15:28	8.3 / 3.8	10.9 / 12.3	8.9 / 4.8	1-0.0 / 4-32.8	2-16 / 2-10	0 / 0
Portage Central										
PORTAGE NORTHERN										
Lakeshore										
MATTAWAN										
Battle Creek Central										
Totals	17-33 / 19-50	3-7 / 7-12	78:24 / 113:33	-35:09	7.1 / 4.3	10.0 / 7.8	7.6 / 4.8	8-39.8 / 16-28.8	16-102 / 11-75	3 / 3

Note: Game totals are displayed in the format TEAM/OPPONENT for each category



2022 St. Joseph Bears Football

St. Joseph By-Quarter Statistics (as of Sep 17, 2022)

All games



3rd-Down Conversions

Date	Opponent	Score	Overall	1st Qtr	2nd Qtr	3rd Qtr	4th Qtr	Overtime
08/26/2022	vs Traverse City Cent.	L 28-49	2-8 25.0	0-1 0.0	1-2 50.0	0-3 0.0	1-2 50.0	
09/01/2022	UNITY CHRISTIAN	W 41-28	7-12 58.3	0-3 0.0	2-2 100.0	2-3 66.7	3-4 75.0	
09/09/2022	at Kalamazoo Central	W 56-0	4-6 66.7	0-1 0.0	1-1 100.0	1-1 100.0	2-3 66.7	
09/16/2022	B.C. LAKEVIEW	W 35-14	4-7 57.1	1-1 100.0	1-2 50.0	1-2 50.0	1-2 50.0	
09/23/2022	at Portage Central							
09/30/2022	PORTAGE NORTHERN							
10/07/2022	at Lakeshore							
10/14/2022	MATTAWAN							
10/21/2022	at Battle Creek Central							
	St. Joseph		17-33 51.5	1-6 16.7	5-7 71.4	4-9 44.4	7-11 63.6	0-0 0.0
	Opponents		19-50 38.0	6-16 37.5	8-16 50.0	3-9 33.3	2-9 22.2	0-0 0.0

4th-Down Conversions

Date	Opponent	Score	Overall	1st Qtr	2nd Qtr	3rd Qtr	4th Qtr	Overtime
08/26/2022	vs Traverse City Cent.	L 28-49	0-1 0.0	0-0 0.0	0-0 0.0	0-1 0.0	0-0 0.0	
09/01/2022	UNITY CHRISTIAN	W 41-28	1-2 50.0	0-0 0.0	0-0 0.0	0-0 0.0	1-2 50.0	
09/09/2022	at Kalamazoo Central	W 56-0	1-2 50.0	0-1 0.0	0-0 0.0	0-0 0.0	1-1 100.0	
09/16/2022	B.C. LAKEVIEW	W 35-14	1-2 50.0	0-0 0.0	1-1 100.0	0-0 0.0	0-1 0.0	
09/23/2022	at Portage Central							
09/30/2022	PORTAGE NORTHERN							
10/07/2022	at Lakeshore							
10/14/2022	MATTAWAN							
10/21/2022	at Battle Creek Central							
	St. Joseph		3-7 42.9	0-1 0.0	1-1 100.0	0-1 0.0	2-4 50.0	0-0 0.0
	Opponents		7-12 58.3	3-4 75.0	2-3 66.7	2-3 66.7	0-2 0.0	0-0 0.0

Time of Possession

Date	Opponent	Score	Overall	1st Qtr	2nd Qtr	3rd Qtr	4th Qtr	Overtime
08/26/2022	vs Traverse City Cent.	L 28-49	14:36	1:46	4:17	4:53	3:40	
09/01/2022	UNITY CHRISTIAN	W 41-28	27:11	5:58	6:15	7:27	7:31	
09/09/2022	at Kalamazoo Central	W 56-0	20:21	3:19	4:07	2:34	10:21	
09/16/2022	B.C. LAKEVIEW	W 35-14	16:16	2:08	4:01	4:58	5:09	
09/23/2022	at Portage Central							
09/30/2022	PORTAGE NORTHERN							
10/07/2022	at Lakeshore							
10/14/2022	MATTAWAN							
10/21/2022	at Battle Creek Central							
	St. Joseph	Total	78:24	13:11	18:40	19:52	26:41	0:00
		Avg.	19:36	3:17	4:40	4:58	6:40	0:00
	Opponents	Total	113:33	34:46	29:20	28:08	21:19	0:00
		Avg.	28:23	8:41	7:20	7:02	5:19	0:00