









# BEARS GAMEDAY 2021

"RAISE HIGH OUR MAIZE AND BLUE UNTIL THE FIGHT IS WON" - TEAM 106

Game 5 – Friday, September 24, 2021 – 7:00 p.m. – Steve Upton Field at Dickinson Stadium – St. Joseph, MI

2021 Schedule	
	Friday, 8/27/21 – 7:00 PM vs. Mattawan WIN 34-19
	Thursday, 9/2/21 – 7:00 PM at Battle Creek Central WIN 62-30
	Friday, 9/10/21 – 7:00 PM vs. Potage Northern WIN 21-3
	Friday, 9/17/21 – 7:00 PM at Kalamazoo Central WIN 29-13
	Friday, 9/24/21 – 7:00 PM vs. Okemos Dickinson Stadium
	Friday, 10/1/21 – 7:00 PM at Portage Central McCamley Field
	Friday, 10/8/21 – 7:00 PM vs. Lakeshore Dickinson Stadium
	Friday, 10/15/21 – 7:00 PM at Chelsea Jerry Niehaus Field
	Friday, 10/22/21 – 7:00 PM vs. Battle Creek Lakeview Dickinson Stadium

St. Joseph Bears Media	
<b>FM Radio/Internet:</b> News/Talk/Sports 94.9 WSJM wsjm.com / wsjmsports.com Mike Arney (play by play) Bret Witkowski (analyst)	
<b>Internet Only Audio:</b> St. Joseph Bears Sports Network sjbearssports.com Sam O'Toole (play by play) Brent Lesniak (analyst)	
<b>Home Video Stream:</b> NFHS Network nfhsnetwork.com	
<b>Print Media:</b> The Herald Palladium theh-p.com	
<b>Social Media:</b>	
<b>Facebook</b> facebook.com/SJFootball	
<b>Twitter</b> twitter.com/stjoefootball	
<b>Instagram</b> @stjoefootball	
<b>St. Joe Athletic Department Twitter</b> twitter.com/sjbearssports	
<b>St. Joe Athletic Department Instagram</b> @sjbearssports	

#9 ST. JOSEPH BEARS		OKEMOS	
			
<b>Team Record:</b>	4-0	<b>Team Record:</b>	0-4
<b>Conference Record: (SMAC)</b>	4-0	<b>Conference Record: (CAAC-Blue)</b>	0-2
<b>Enrollment:</b>	1,020	<b>Enrollment</b>	1,427
<b>MHSAA Class/Football Division:</b>	A-D3	<b>MHSAA Class/Football Division:</b>	A-D2
<b>Last Game:</b>	09/17/2021 St. Joseph 29, K. Central 13	<b>Last Game:</b>	09/17/2021 Waverly 62, Okemos 0
<b>Head Coach:</b>	Andrew Pratley 3 <sup>rd</sup> season (17-6) vs. Okemos (1-0)	<b>Head Coach:</b>	Brad Lilly 1 <sup>st</sup> season (0-4) vs. St. Joseph (0-0)

## ST. JOSEPH VS. OKEMOS GAME NOTES

### The Opening Drive:

The Matchup for St. Joe's Homecoming 2021 features the back end of a home and home series with Okemos out of the CAAC-Blue. St. Joe won the matchup last season 34-13 at Okemos. This is the Bears 4<sup>th</sup> overall meeting with a current member of the CAAC-Blue Division, with St. Joe falling to DeWitt in 2018 and 2019, but defeating Okemos last season. Tonight is also the Bears 99<sup>th</sup> varsity game at Dickinson Stadium. With game number 100 to take place two weeks from tonight against Lakeshore.

### The Bears:

The St. Joe defense played a starring role in each of the last two Bears victories, especially in last week's 29-13 win at Kalamazoo Central. The St. Joe D recorded 6 takeaways, with 5 interceptions and a fumble recovery. Preston Nichols had three interceptions, Trey McGinnis had two, including a 57-yard pick six. Andrew Barlow caused and recovered a fumble. McGinnis and Barlow also had rushing touchdowns, while Joron Brown had another. Hudson Lange had 9 tackles and a blocked extra point; Malik Immoos had 8 tackles including a sack. In all the Bears defense had 4 sacks and 11 tackles for loss.

### Okemos:

Okemos enters the game as well as the 2021 season in a rebuilding mode. Okemos comes into the game on an 18-game losing streak, which includes last year's 34-13 loss to the Bears. Okemos had to replace their coach a month before the season started after former coach Mike Krumm was promoted within his job with the Michigan State Police. Brad Lilly was named the coach for Okemos. During the summer Okemos schools has also decided to drop their Chiefs nickname and will go without one until a decision is made on a new moniker.

### It "Bears" Mentioning

This is the second year of the scheduling agreement with the SMAC and the CAAC-Blue schools as the SMAC needed to fill the schedules after Kalamazoo Loy Norrix dropped out of the league for football in 2020. The CAAC-Blue schools currently lead the series 6-2, with St. Joe's win at Okemos in 2020 and Battle Creek Central's win over Lansing Everett two weeks ago are the only SMAC wins. One of the CAAC wins last year was a forfeit win by East Lansing over Portage Central.

TEAM 106...

#	NAME	Yr.	Pos	Ht.	Wt.
2	PRESTON NICHOLS	SR.	QB/DB	6'3	170
3	TROY SIMS	SR.	S	6'2	165
4	TREY MCGINNIS	JR.	RB/DB	5'11	165
5	CALEB GAREY	JR.	SL	6'2	180
6	JORON BROWN	JR.	RB/LB	6'0	180
7	HUDSON LANGE	JR.	S	5'7	145
8	DYLAN STEVENS	JR.	WR	6'1	180
9	MATTHEW LANIER	JR.	QB	6'4	180
10	BRYSTUN MAYBERRY	SR.	CB	6'0	170
11	MALIK IMMOOS	SR.	LB	6'2	180
12	COLE LAKIN	JR.	S	6'0	170
13	JORDAN BELL	JR.	WR	5'9	145
14	THOMAS MOORE	JR.	RB	5'7	165
15	EIAN NELSON	JR.	S	5'11	165
16	HUNTER HALL	JR.	QB	5'6	200
17	JACKSON LANE	SO.	QB	6'0	175
18	BOBBY NATE	JR.	WR	6'0	170
19	MEHDI LAJEL	JR.	WR	6'1	150
20	BEN ZAROTNEY	JR.	CB	5'10	145
21	DEREK HENRIQUEZ CRUZ	SO.	RB	5'6	160
22	ELIJAH TURNER	JR.	LB	6'0	190
23	SAHASKRIT SINGH	SR.	DL	5'11	215
24	KARSEN SHAFER	SO.	TE	6'0	190
25	CONAGHER BRIGGS	SO.	TE	5'9	160
27	ANDREW BARLOW	SO.	RB	5'11	175
30	JP HEAPS	SO.	DB	5'8	130
31	JULIUS DAVIS	JR.	LB	5'7	230
32	JACK LAWRENCE	SO.	LB	5'11	150
33	JAMIER PARKER-HERSEY	SO.	RB	5'10	150
40	GAVIN KELLER	FR.	RB	5'10	140
42	RABAH JAFFAL	SR.	S	5'11	160

#	NAME	Yr.	Pos	Ht.	Wt.
43	LUCAS PFEIFER	SO.	WR	6'0	130
44	JUSWIN JUDGE	SO.	LB	6'2	170
45	RILEY BIGGINS	JR.	TE	6'3"	200
50	TJ BRODERICK	SR.	DL	6'0	180
51	MARIOUS ALEXANDER	SR.	DT	5'9	175
52	DOMINIC DUBINOFF	JR.	DT	5'5	160
54	JAMES BEHRMAN	SR.	G	6'1"	170
55	JERRY CAPACCIO	JR.	T/DL	6'1"	230
56	TROY PAINTER	JR.	G	5'9"	220
58	MATT MORRIS	SR.	T	6'1"	190
59	OWEN POOLE	SO.	C	5'5	205
60	LANDON McIVER	SO.	G	5'8	135
61	BRANDON JONES	SR.	C	5'8	180
63	MATTHEW GOLLADAY	JR.	DT	6'1"	230
65	NATE SPARKMAN	SR.	DL	6'1"	265
66	CONNOR HUIZENGA	SO.	C	5'9"	220
67	DHRUV ZAVERI	SO.	G	5'6"	270
68	LUKE BENNETT	JR.	G	5'11	240
70	CHRISTIAN FEIKEMA	JR.	G	6'2"	180
71	CADEN HANKINS	JR.	LB	5'5"	190
72	LUKE HARTFIELD	SR.	T	6'1"	190
74	MARIO GALVAN	JR.	DT	5'7	245
76	CAMDEN KING	FR.	G	5'11	195
77	JOEY SICURELLO JR.	SR.	DT	5'9"	225
78	JOSH NICHOLSON	SR.	DT	6'1"	190
79	RUSTY KLAER	FR.	T	6'0	220
87	COLE TONEY	SR.	WR	6'4	175
88	COOPER TRUMBLY	JR.	WR	5'9"	150
98	MAX TAYLOR	JR.	K/P	5'10"	155
99	WILLIAM DODSON	SR.	DE	6'2"	185

HEAD COACH: ANDREW PRATLEY (3<sup>RD</sup> SEASON)

ASSISTANTS: STEVE GRAZIANO, BEN JAGER, BILL FOSTER, AARON OLMSTED, JASON CATANIA, BILL SHERMAN, BOB YACK, MICHAEL PRATLEY, SAM WALLACE, IAN BROWN, DAN MCGINNIS, KAMERON STORTZ, LOGAN JONES, RYAN KLAER, ORLANDO MALONE, KEVIN MCLAUGHLIN, KODY MCLAUGHLIN, KORY MCLAUGHLIN, ANDY BLOMGREN, LUKE HEDSTROM



**QUICK FACTS...**

<b>Series History:</b> St. Joseph leads 1-0 (1.000) <b>St. Joseph points:</b> 34 <b>Okemos points:</b> 13 <b>Games Decided by 3 Points or less:</b> TIED 0-0 <b>Games Decided by 7 Points or less:</b> TIED 0-0 <b>Games Decided by 10 Points or more:</b> SJ 1-0 <b>St. Joseph's Longest Winning Streak:</b> 1 2020-current <b>St. Joseph Longest Losing Streak:</b> non non <b>Current St. Joseph Streak:</b> Won 1 <b>Biggest St. Joe Win:</b> 2020: 31 (34-13) <b>Biggest St. Joe Loss:</b> none <b>Last St. Joe Home Win:</b> none <b>Last St. Joe Road Win:</b> 2020: 31 (34-13) <b>Last Okemos Home Win:</b> none <b>Last Okemos Road Win:</b> none	<b>Enrollment:</b> 1,026 (Class A, Football Division 3) <b>School Type:</b> Public <b>Superintendent:</b> Jenny Fee <b>Assistant Superintendent:</b> Kelly Gaideski <b>Principal:</b> Greg Blomgren <b>Assistant Principal:</b> Jim Berry <b>Athletic Director/Assistant Principal:</b> Kevin Guzzo <b>Nickname:</b> Bears <b>Colors:</b> Maize and Blue <b>Fight Song:</b> St. Joseph Fight Song <b>Conference:</b> Southwest Michigan Athletic Conference, Charter member since 1931 <b>First Year of Football Competition:</b> 1913 <b>All-Time Record:</b> 550-369-34 (106 <sup>th</sup> season) *(No teams in 1916-18, influenza and WWI) <b>State Titles:</b> 0 <b>Runner Up:</b> 1, 1988 (Class B) <b>S.M.A.C. Conference/Division Championships (Last):</b> 37 (2020) <b>Undefeated Seasons:</b> (10) (1938, 71, 73, 80, 84, 86, 87, 88, 07, 08) <b>Longest regular season winning streak:</b> 37 - 9/26/86-9/30/89 <b>Playoff Appearances:</b> (21) – B:80,84,86,87,88; BB:90,96,97; 3:99,06,07,08,09,10,11,13,15,16,17,18,19,20 <b>Retired Jersey's:</b> 82 Rob Fredrickson (Class of 1989) – Jersey retired on January 5, 1999
--	---

**THE BEARS WHEN...**


<b>Overall Record:</b>	4-0 (1.000)
<b>Home Record:</b>	2-0 (1.000)
<b>Road Record:</b>	2-0 (1.000)
<b>Neutral Site Record:</b>	0-0 (0.000)
<b>Conference Record:</b>	4-0 (1.000)
<b>St. Joseph scores first:</b>	2-0 (1.000)
<b>Opponent scores first:</b>	2-0 (1.000)
<b>Scoring 21 points or more:</b>	4-0 (1.000)
<b>Scoring 20 points or less:</b>	0-0 (0.000)
<b>Allowing 21 points or more:</b>	1-0 (0.000)
<b>Allowing 20 points or less:</b>	3-0 (1.000)
<b>Leading at the half:</b>	3-0 (1.000)
<b>Tied at the half:</b>	0-0 (0.000)
<b>Trailing at the half:</b>	1-0 (0.000)
<b>Leading after 3 quarters:</b>	4-0 (1.000)
<b>Tied after 3 quarters:</b>	0-0 (0.000)
<b>Trailing after 3 quarters:</b>	0-0 (0.000)
<b>Takeaways / Giveaways:</b>	15/5 (+10)
<b>Points scored off turnovers:</b>	49
<b>Points allowed off turnovers:</b>	3
<b>Points scoring on game opening drive:</b>	7
<b>Points allowed on game opening drive:</b>	3
<b>Scored on game opening drive:</b>	1/4
<b>Scored against on opening drive:</b>	1/4

**2021 Opponents...**

<i>Team</i>	<i>Record</i>	<i>%</i>
<b>Mattawan</b>	1-3	0.250
<b>Battle Creek Central</b>	2-2	0.500
<b>Portage Northern</b>	1-3	0.250
<b>Kalamazoo Central</b>	1-3	0.250
<b>Okemos</b>	0-4	0.000
<b>Portage Central</b>	2-2	0.500
<b>Lakeshore</b>	3-1	0.750
<b>Chelsea</b>	4-0	1.000
<b>Battle Creek Lakeview</b>	3-1	0.750
<b>Opponents overall record: 17-19 (0.472)</b>		
<b>St. Joseph Record: 4-0 (1.000)</b>		



**ON THE SIDELINES...**

Year	Coach	Record	ST. JOSEPH BEARS FOOTBALL COACHING HISTORY	Head Coach: Andrew Pratley			
1913	Whitehead	3-4		ST. JOSEPH BEARS FOOTBALL COACHING HISTORY	<p>Coach Pratley is in now in his third season as Head Coach of the St. Joe Bears. Coach Pratley is also in his 23<sup>rd</sup> year of coaching. He served as an assistant coach at Adrian High School for 1 year, Mio High School for 4 before spending 9 years as Head Coach of Ogemaw Heights High School and the past 6 years as Head Coach of Holland High School. Coach Pratley is a 1996 graduate of Frankfort High School. He graduated from Adrian College in 2000 with a Bachelors degree and earned his Masters Degree in Administration from the University of Phoenix in 2008. He is currently the Assistant Principal at Brown Elementary School. He is happily married to his beautiful wife Kristen for the past 20+ years and together they have three children, Ellison who currently is a senior at Valparaiso University, Troy, who just graduated last spring from St. Joe is at Concordia University Chicago, and Breanne a junior at St. Joe High School.</p> 		
1914	Berry	2-6					
1915	Gardner	0-6-1					
1916-1918	No Teams						
1919-1920	Gordon Gabal	12-6-1					
1921-1931	Henry Howe	50-39-11					
1932	Fred Harrsen	1-7-1					
1933	Henry Howe	4-3-1 (54-42-12)					
1934-1935	Ronald Finch	12-3-2					
1936-1946	Harry Lee	53-31-5					
1947-1948	Jack Petosky	7-5-3					
1949-1950	Jay Eldred	8-8					
1951-1953	Walt Gephart	10-13-1					
1954-1963	Dick Higgs	43-31-7					
1964-1967	Willis Koontz	13-22					
1968-2001	Ivan "Ike" Muhlenkamp	211-110-1					
2002-2005	John Van Wagoner	7-29					
2006-2010	Elliot Uzelac	45-13					
2011-2018	Gandalf Church	53-28					
<b>2019-</b>	<b>Andrew Pratley</b>	<b>17-6</b>					
<b>SAINT JOSEPH FIGHT SONG</b>							
Fight on to victory, As we shout our battle cry! Fight on, old Varsity, As the Bears go marching by. We'll sing a toast or two, For every loyal son, (and daughter) Raise high our maize and blue, Until the fight is won! F-I, F-I-T-E, Fight! So, Bears, fight with all your might! We're right, so fight, we're conquerors tonight! Fight on to victory, As we shout our battle cry! Fight on, oh Varsity, As the Bears go marching by. We'll sing a toast or two, For every loyal son, (and daughter) Raise high the maize and blue, Until the fight is won!							<p><b>St. Joseph Bears: 2019-present (17-6)</b>                      2019: 6-4 (4-1 SMAC West)                      2020: 7-2 (4-1 SMAC)                      2021: 4-0 (4-0 SMAC)</p> <p><b>Holland Dutch: 2013-2018 (17-38)</b>                      2013: 1-8 (1-4 OK-Green)                      2014: 2-7 (1-4 OK-Green)                      2015: 2-7 (1-4 OK-Green)                      2016: 2-7 (0-6 OK-Green)                      2017: 6-4 (4-2 OK-Green)                      2018: 2-7 (0-6 OK-Green)</p> <p><b>West Branch Ogemaw Heights Falcons: 2012-2004 (60-37)</b>                      2004: 4-5 (3-2 NE Michigan)                      2005: 7-4 (3-2 NE Michigan)                      2006: 8-4 (3-2 NE Michigan)                      2007: 8-3 (4-1 NE Michigan)                      2008: 5-5 (2-2 NE Michigan)                      2009: 11-2 (4-0 NE Michigan)                      2010: 5-5 (2-1 NE Michigan)                      2011: 4-5 (2-4 Big North)                      2012: 8-4 (4-2 Big North)</p>

## 2021 SCHEDULE BREAKDOWN



WIN 34-19

**Mattawan**

Fri. 8/27 – 7:00 pm  
Steve Upton Field at  
Dickinson Stadium

The Bears 106<sup>th</sup> season opening game takes place along the shores of Lake Michigan at Steve Upton Field at Dickinson Stadium. The two teams were to meet to start last season but the cancelled because of the COVID outbreak. St. Joseph holds the advantage in the series 11-4. This will be the first opportunity to see now 2<sup>nd</sup> year head coach David Arrasmith.



WIN 62-30

**Battle Creek Central**

Thu. 9/2 – 7:00 pm  
C.W. Post Field

A visit to the oldest venue in the SMAC and one of the oldest in the state. The Bears return to C.W. Post Field for a game at Battle Creek Central. The Bears and Bearcats waited out a nearly 3-hour weather delay to complete a 32-19 win in Andrew Pratley's first game as St. Joe head coach in week 1 of the 2019 season. St. Joe leads the series 15-8.



WIN 21-3

**Portage Northern**

Fri. 9/10 – 7:00 pm  
Steve Upton Field at  
Dickinson Stadium

St. Joe returns home to welcome Portage Northern in week 3. Portage Northern has won the last two games, those two wins also secured a SMAC West Division title. The two teams last met in 2019 at Portage Northern's new Huskie Stadium, the 2020 matchup was also planned to be held at Portage. For the first time in 27 years Pete Schermerhorn will not be the coach of the Huskies. Former PC Assistant Kurt Twichell assumes the job at rival Northern.



WIN 29-13

**Kalamazoo Central**

Fri. 9/17 – 7:00 pm  
Thomas Stadium

The delayed 2020 season opener rematch is the week 4 matchup as St. Joe travels to Kalamazoo Central. The Bears won 46-13 at Dickinson Stadium a year ago and have won 10 straight against the Maroon Giants. Including the Bears 2016 opening game which was held at Michigan Stadium in Ann Arbor, a 26-0 victory.

**Okemos**

Fri. 9/24 – 7:00 pm  
Steve Upton Field at  
Dickinson Stadium

The Bears CAAC-Blue opponent last year and this year is Okemos. St. Joe went on the road for a 34-13 win at Okemos. This will be the first non-SMAC opponent to visit Dickinson Stadium since 2018, when CAAC-Blue opponent DeWitt made the roughly 2-hour trek from the Lansing region. Okemos has a new coach this season, Brad Lilly takes over after Mike Krumm stepped down after 3 seasons.

**Portage Central**

Fri. 10/1 – 7:00 pm  
McCamley Field

For most of the 1980's and 1990's, the winner of the St. Joseph, Portage Central game went on to win the then Big "8" Conference title. St. Joe makes the 2<sup>nd</sup> trip to the newly rebuilt McCamley Field to the week 6 matchup. St. Joe last year 20-13 and has won 4 straight games overall and the last 3 in a row at Portage.

**Lakeshore**

Fri. 10/8 – 7:00 pm  
Steve Upton Field at  
Dickinson Stadium

There never really is much that needs to be said about the annual St. Joseph vs. Lakeshore game, the Bears and Lancer met twice a year ago. With the Bears falling both times, in the regular season at Lakeshore and the district championship game at Dickinson Stadium.

**Chelsea**

10/15 – 7:00 pm  
Jerry Niehaus Field

The new team on the schedule this year is the Chelsea Bulldogs as the Southwest meets the Southeast. Chelsea fell in the 2020 Division 3 semifinals to River Rouge. It will be the first time St. Joe has faced Chelsea. Chelsea's head coach is Josh Lucas, who knows about St. Joe, as he previous was at Allegan High School.

**Battle Creek Lakeview**

10/22 – 7:00 pm  
Steve Upton Field at  
Dickinson Stadium

The 2021 regular season comes to a conclusion the same way 2020 did, with a game against Battle Creek Lakeview. St. Joe won the game at Lakeview a year ago 22-14. The series with the Spartans is tied 9-9 after 18 games. Lakeview won the last meeting at Dickinson Stadium 14-0 in 2019.

**THE LAST MEETING – 9/25/20 – ST. JOSEPH 34, OKEMOS 13 – OKEMOS HS FOOTBALL STADIUM**

*(Okemos) – The first road trip of the season for the Bears was also the longest as St. Joe faced Okemos for the first time.*

*Just like in the opening game, St. Joe scored the first time they touched the ball. After a long return on the opening kickoff by Griffin Shinrock, the Bears offense started the drive on the Okemos 45 yard line. Eight plays later Troy Pratley scored on a 1 yard run, combined with the extra point from Reese Uzelac, the Bears took a 7-0 lead.*

*Okemos punted on their initial possession of the game, and the Bears had excellent starting field position again. St. Joe would take nine plays for another touchdown run from Troy Pratley, this from 3 yards, and the Bears had a 14-0 lead, which is how the first quarter ended.*

*St. Joe would start their next drive in the offensive red zone after Preston Nichols blocked the punt from Okemos kicker Drew Arvantis. Max Altholz picked up the ball and took it down to the Chiefs 19 yard line. Six plays later, wide receiver Griffin Shinrock took the hand off and ran untouched into the endzone for the touchdown. The PAT was partially blocked but the Bears had a 20-0 lead.*

*Later in the quarter, St. Joe would find the endzone again, and again Shinrock was the target. Pratley threw a perfectly placed pass into the arms of Shinrock in stride for a 58 yard touchdown pass. After Uzelac's PAT, St. Joe took a 27-0 lead going into halftime.*

*Neither team would find the scoreboard in the third quarter, but St. Joe did early in the 4<sup>th</sup> quarter. Trey McGinnis scored on a 19-yard touchdown run through the Okemos defense and increased the lead to 34-0.*

*St. Joe would now start subbing out the starters in favor of younger players and Okemos took advantage. As quarterback Liam Carr scored on a 1 yard run with 6:49 left and Carr threw a 47 yard touchdown pass to Will Burkhardt with :21 seconds left for the final margin on 34-13.*

*St. Joseph improves to 2-0 on the season while Okemos falls to 0-2. St. Joe will return home to face Portage Central at Dickinson Stadium. Okemos will be on the road for the only time this season at 2-0 DeWitt.*

**MEDIA AND BROADCAST PARTNERS...**

This season, St. Joseph fans will have multiple options to follow St. Joe Bears Football all year long

**NEWS/TALK/SPORTS 94.9 WSJM**

Now in their 23<sup>rd</sup> season, News/Talk/Sports 94.9 WSJM will again be the radio home to St. Joseph Bears football. New this year is a new voice calling the games, Mike Arney takes over as the voice of Bears football broadcasts after Phil McDonald became the Athletic Director at Lake Michigan Catholic High School this summer, back alongside Mike will be former Bear player Bret Witkowski. WSJM's live feed is broadcast inside the stadium concourse, so fans don't have to miss any of the action while at the concession stand. The audio is also available on their website at [wsjm.com](http://wsjm.com) as well as the WSJM app for Android and Apple devices.

**ST. JOSEPH BEARS SPORTS NETWORK**

New this year is the addition of the St. Joseph Bears Sports Network. In association with the St. Joe Athletic Department, Joe Jason Media adds its 8<sup>th</sup> school broadcast network to its lineup. The St. Joseph Bears Sports Network will be broadcast to not only varsity football games, both home and on the road, but select volleyball, wrestling, as well as boys and girls basketball, and boys and girls soccer this season. The website-based internet broadcasts will be on their website at [sjbearssports.com](http://sjbearssports.com) and will be done by Sam O'Toole and Brent Lesniak. Joe Jason Media has networks devoted to Lakeshore, Dowagiac, South Haven, Edwardsburg, Berrien Springs, Mattawan, DeWitt, and the Greater Muskegon area.

**NFHS NETWORK**

Bears fans that are unable to be at Dickinson Stadium can still watch the games live, or even watch the games again thanks to the NFHS Network. The NFHS Network is the official video streaming provider for the MHSAA and most high school sports governing bodies in the country. Viewers have to subscribe to the video streaming service for a monthly or yearly fee, and a portion of that fee is returned to the school. St. Joe has two NFHS Cameras at the high school, one located at Dickinson Stadium and the other in the Bear Den. This will allow nearly every athletic event taking place at either venue to be streamed online, and the camera is completely automatic and is not run by a camera operator. Plus the video features the live scoreboard on the bottom of the screen just as games on TV. The NFHS Network can be viewed on your desktop or laptop computer by just visiting the website at [www.nfhsnetwork.com](http://www.nfhsnetwork.com), and you can also download the NFHS Network app for Apple or Android devices. In addition to St. Joe, the NFHS Network has similar cameras at Lakeshore, Kalamazoo Central, Portage Northern and Portage Central, which can also be viewed by subscribers without any additional fee. In fact you can watch games from any school that has an NFHS Network camera.

**HERALD PALLADIUM**

Game stories, previews, and reporting from the Herald Palladium continues to be part of the high school football experience and of Southwest Michigan High School Sports altogether. The Herald Palladium has been a staple at St. Joseph Bears Football games both home and in many cases, the road as well. Subscribers of the local newspaper in actual print or on their website [heraldpalladium.com](http://heraldpalladium.com) will get the stories from the games and full color photos of all the action.

**OTHER BROADCAST OUTLETS:**

Television highlights are usually provided by media outlets in the South Bend or Kalamazoo markets. South Bend's WNDU (16), WSBT (22), and WBND (57), Kalamazoo's WWMT (3), Grand Rapids WOOD (8), WXMI (17), and WZZM (13) will occasionally have a highlight or two. Other radio stations that might have a St. Joe game include WYTZ-FM 97.5 in Bridgman, or WKZO-AM 590 in Kalamazoo. Internet broadcasts include the Lakeshore Lancers Network and the Mattawan Wildcats Network.

## THE SMAC...



## AROUND THE SMAC – WEEK 4

► **Portage Northern 35, Lakeshore 28 – Huskie Stadium, Portage**

Winless Portage Northern scored the winning touchdown with 24 seconds left in the game, on a 59-yard touchdown run. Which came 26 seconds after Lakeshore tied the game at 28-28. Myers had a pair of touchdown and Xavior Tyus also scored in the Huskies 35-28 win.

► **Battle Creek Lakeview 31, Battle Creek Central 18 – C.W. Post Field, Battle Creek**

Battle Creek Lakeview jumped to a 25-0 lead at the half. Lakeview's Jacob Kucharczyk had 229 yards rushing and 3 touchdowns as Lakeview rebounded from a 50-0 loss to River Rouge the week before in a 31-18 win over rival Battle Creek Central.

► **East Lansing 20, Portage Central 15 – Lynn C. Adams Field, East Lansing**

East Lansing's Mason Woods caught a pair of touchdown passes from Brevin Jackson in the Trojans 20-15 win over Portage Central. Devin Porter had a rushing touchdown in the loss for Portage Central

► **Mattawan 1, South Bend Riley IN 0 – Forfeit – Wildcat Stadium, Mattawan**

A COVID positive test at South Bend Riley gave Mattawan their first victory of the season as Riley was forced to forfeit.

**SMAC SCHEDULE – WEEK 5**

*Okemos at St. Joseph  
Kalamazoo Central at Lakeshore  
Mattawan at Portage Northern  
Portage Central at Battle Creek Lakeview  
Gull Lake at Battle Creek Central*

**SMAC SCHEDULE – WEEK 6**

*St. Joseph at Portage Central  
Battle Creek Central at Lakeshore  
BC Lakeview at Kalamazoo Central  
River Rouge at Portage Northern  
Grand Ledge at Mattawan*

**SMAC BROADCASTS – WEEK 5****Okemos at St. Joseph**

- News/Talk/Sports 94.9 WSJM, St. Joseph Bears Sports Network, NFHS Network (Video)

**Kalamazoo Central at Lakeshore**

- 97.5 Y-Country WYTZ, Lakeshore Lancers Network, NFHS Network (Video)

**Mattawan at Portage Northern**

- Mattawan Wildcats Network, NFHS Network (video)

## SMAC CONFERENCE STANDINGS

SMAC		OVERALL		DIVISION	
		W	L	W	L
1	<b>ST. JOSEPH</b>	4	0	4	0
2	<b>BATTLE CREEK LAKEVIEW</b>	3	1	2	0
3	<b>LAKESHORE</b>	3	1	2	1
4	<b>PORTAGE CENTRAL</b>	2	2	2	1
5	<b>BATTLE CREEK CENTRAL</b>	2	2	1	2
6	<b>PORTAGE NORTHERN</b>	1	3	1	3
7	<b>KALAMAZOO CENTRAL</b>	1	3	0	2
8	<b>MATTAWAN</b>	1	3	0	3



## SMAC OPPONENTS SEASON SCHEDULE, RESULTS, STANDINGS...



<b>BATTLE CREEK CENTRAL BEARCATS</b> <b>Head Coach: Lorin Granger (10th season)</b> 08/26 – at Portage Northern W 12-6 09/02 – ST. JOSEPH L 30-62 09/10 – at Lansing Everett W 34-12 09/17 – BATTLE CREEK LAKEVIEW L 18-31 09/24 – GULL LAKE 10/01 – at Lakeshore 10/08 – at Kalamazoo Central 10/15 – PORTAGE CENTRAL 10/22 – at Mattawan	<b>BATTLE CREEK LAKEVIEW SPARTANS</b> <b>Head Coach: Jerry Diorio (4th)</b> 08/27 – at Harper Creek W 29-12 09/02 – PORTAGE NORTHERN W 42-21 09/10 – RIVER ROUGE L 0-50 09/17 – at Battle Creek Central W 31-18 09/24 – PORTAGE CENTRAL 10/01 – at Kalamazoo Central 10/08 – MATTAWAN 10/15 – LAKESHORE 10/22 – at St. Joseph	<b>KAL. CENTRAL MAROON GIANTS</b> <b>Head Coach: Michael Stanger (1<sup>st</sup>)</b> 08/26 – MOUNT PLEASANT L 12-28 09/02 – KALAMAZOO LOY NORRIX W 41-6 09/10 – at Portage Central L 7-17 09/17 – ST. JOSEPH L 13-29 09/24 – at Lakeshore 10/01 – BATTLE CREEK LAKEVIEW 10/08 – BATTLE CREEK CENTRAL 10/15 – at Mattwan 10/22 – at Portage Northern
<b>LAKESHORE LANCERS</b> <b>Head Coach: Danny Thompson (1<sup>st</sup>)</b> 08/26 – PORTAGE CENTRAL W 26-22 09/02 – KALAMAZOO UNITED W 41-19 09/10 – at Mattawan W 35-14 09/17 – at Portage Northern L 28-35 09/24 – KALAMAZOO CENTRAL 10/01 – BATTLE CREEK CENTRAL 10/08 – at St. Joseph 10/15 – at Battle Creek Lakeview 10/22 – DEWITT	<b>MATTAWAN WILDCATS</b> <b>Head Coach: David Arrasmith (2nd)</b> 08/27 – at St. Joseph L 19-34 09/02 – at Portage Central L 7-21 09/10 – LAKESHORE L 14-35 09/17 – SOUTH BEND RILEY (IN) FW 1-0 09/24 – at Portage Northern 10/01 – GRAND LEDGE 10/08 – at Battle Creek Lakeview 10/15 – KALAMAZOO CENTRAL 10/22 – BATTLE CREEK CENTRAL	<b>PORTAGE CENTRAL MUSTANGS</b> <b>Head Coach: Mick Enders (12th)</b> 08/26 – at Lakeshore L 22-26 09/02 – MATTAWAN W 21-7 09/10 – KALAMAZOO CENTRAL W 17-7 09/17 – at East Lansing L 15-20 09/24 – at Battle Creek Lakeview 10/01 – ST. JOSEPH 10/08 – PORTAGE NORTHERN 10/15 – at Battle Creek Central 10/22 – at Harper Creek
<b>PORTAGE NORTHERN HUSKIES</b> <b>Head Coach: Kurt Twichell (1<sup>st</sup>)</b> 08/26 – BATTLE CREEK CENTRAL L 6-12 09/02 – at Battle Creek Lakeview L 21-42 09/10 – at St. Joseph L 3-21 09/17 – LAKESHORE W 35-28 09/24 – MATTAWAN 10/01 – RIVER ROUGE 10/08 – at Portage Central 10/15 – HOLT 10/22 – KALMAZOO CENTRAL	 <b>SMAC</b> SOUTHWESTERN MICHIGAN ATHLETIC CONFERENCE	<b>ST. JOSEPH BEARS</b> <b>Head Coach: Andrew Pratley (3rd)</b> 08/27 – MATTAWAN W 34-19 09/02 – at Battle Creek Central W 62-30 09/10 – PORTAGE NORTHERN W 21-3 09/17 – at Kalamazoo Central W 29-13 09/24 – OKEMOS 10/01 – at Portage Central 10/08 – LAKESHORE 10/15 – at Chelsea 10/22 – BATTLE CREEK LAKEVIEW

## Other St. Joseph Opponents

<b>OKEMOS (no nickname)</b> <b>Head Coach: Brad Lilley (1<sup>st</sup>)</b> 08/26 – MASON L 7-57 09/02 – at Haslett L 0-47 09/10 – HOLT L 0-60 09/17 – at Lansing Everett L 0-62 09/24 – at St. Joseph 10/01 – DEWITT 10/08 – at Grand Ledge 10/15 – LANSING EVERETT 10/22 – at East Lansing	<b>CHELSEA BULLDOGS</b> <b>Head Coach: Josh Lucas (4<sup>th</sup>)</b> 08/27 – TRENTON W 40-0 09/03 – at Angola (IN) W 42-14 09/10 – JACKSON W 41-6 09/17 – at Pinckney FW 1-0 09/24 – ADRIAN 10/01 – at Ypsilanti Community 10/08 – at Tecumseh 10/15 – ST. JOSEPH 10/22 – at Dexter
--	---

**THE RECORD BOOK...****Victories**

Consecutive, Regular Season only, No Ties  
37 - 9/26/86-9/30/89

**Consecutive Shutouts, No Ties**

4 - 9/14-10/5/73 (Lakeshore, Muskegon  
Catholic Central, Dowagiac, Kalamazoo Loy  
Norrix)

3 - 9/11-9/25/11 (Niles, Loy Norrix, Benton  
Harbor)

3 - 10/16-10/30/87 (Portage Northern,  
Kalamazoo Loy Norrix, South Haven)

3 - 9/26-10/10/86 (Benton Harbor, Portage  
Central, Niles)

**Consecutive Winning Regular Seasons**

11 - 1982-1992  
8 - 2006-2013  
6 - 1994-1999  
6 - 2015-current

**Ties****Lowest Scoring Tie Game**

0 - 9/30/55 vs. Grand Haven (0-0)  
10/4/68 vs. K. Loy Norrix (0-0)

**Highest Scoring Tie Game**

40 - October 11, 1963 vs. Niles (20-20)

**Season**

2 - 1963, 9/20 vs. Buchanan (6-6), 10/11 vs.  
Niles (20-20)  
2 - 1963, 9/21 vs. Buchanan (13-13), 9/28 vs.  
Dowagiac (6-6)

**Consecutive Ties**

2 - 1963, 9/21 vs. Buchanan (13-13), 9/28 vs.  
Dowagiac (6-6)

**Last Tie Game**

10/4/68 - SJ 0, KLN 0

**Scoring****Game (min 45)**

67 - SJ 67, BCC 35 - 9/19/08  
**62 - SJ 62, BCC 30 - 9/2/21**  
61 - SJ 61, KLN 14 - 10/25/85  
59 - SJ 59, BH 8 - 10/3/14  
59 - SJ 59, NIL 26 - 10/9/15  
58 - SJ 58, SH 0 - 10/30/87  
57 - SJ 57, SH 0 - 9/5/97  
56 - SJ 56, GL 13 - 10/30/09  
55 - SJ 55, NIL 7 - 9/6/19  
55 - SJ 55, KLN 6 - 9/21/18  
55 - SJ 55, NIL 26 - 9/27/13  
55 - SJ 55, KLN 7 - 9/17/10  
55 - SJ 55, PN 0 - 10/16/87  
55 - SJ 55, MAT 7 - 10/9/09  
54 - SJ 54, GL 14 - 10/16/20  
52 - SJ 52, GL 6 - 9/3/15  
52 - SJ 52, BUC 7 - 11/7/58

49 - SJ 49, MAT 7 - 10/12/07  
49 - SJ 49, LKS 14 - 10/26/07  
49 - SJ 49, PC 22 - 10/25/74  
48 - SJ 48, KLN 6 - 9/1/16  
48 - SJ 48, KLN 0 - 10/26/84  
48 - SJ 48, PN 0 - 9/12/97  
48 - SJ 48, NIL 0 - 9/11/09  
48 - SJ 48, KC 7 - 8/28/14  
47 - SJ 47, NIL 0 - 10/6/17  
47 - SJ 47, PC 13 - 10/30/70  
47 - SJ 47, SH 6 - 9/6/91  
46 - SJ 46, KC 13 - 9/18/20  
46 - SJ 46, SH 19 - 10/28/88  
46 - SJ 46, MAT 6 - 10/17/08  
45 - SJ 45, BCL 21 - 10/16/15  
45 - SJ 45, BH 0 - 10/10/08  
45 - SJ 45, CHI Luther 6 - 9/18/59  
45 - SJ 45, NIL 21 - 10/11/96

**Lowest Scoring Win**

2 - SJ 2, PC 0 - 10/4/85

**Safeties in a game**

2 - SJ 37, MAR 7 - 8/27/10

**Points Season (Min. 300)**

377 - 1997  
344 - 2008  
336 - 1984  
329 - 1987  
327 - 1988

**Fewest Points Allowed -  
Regular Season (under 80)**

43 - 1986  
59 - 1961  
62 - 1971, 2007  
64 - 1973  
65 - 1974  
71 - 1980  
77 - 1962  
79 - 1960

**First Downs**

171 - 2007

**Rushing Yards**

2,272 - 2008  
2,169 - 1987

**Rushing Attempts**

365 - 2017  
358 - 2015  
334 - 2008  
333 - 2013

**Passing Yards**

1984 - 1984

**Passing Attempts**

232 - 2003

**Passes Completed**

102 - 1984

**Fewest Yards Penalized**

186 - 1978

**Defense vs. Punt Return**

-2 - 1987

**Defense vs. Rush**

484 - 1984

**Defense vs. Pass**

369 - 1995

**Average Punt Return (Total Attempts)**

20.0 (12) - 1994

**Interceptions Allowed**

18 - 1983

**Fewest Interceptions by Opponents**

1 (5 times) - 1988, 1989, 1990, 1991, 2010

**Interceptions by****St. Joseph**

19 (2 times) - 1968, 1969

**Most Fumbles Lost**

23 - 1969

**Fewest Fumbles Lost**

3 - 2002

4 - 2010

**Most Punts**

54 - 2003

**Fewest Punts**

16 - 2008

17 - 2007

**Most Blocked Punts**

6 - 1983, 2008

**Most Blocked Kicks (XP,FG,Punt)**

9 - 2008

**High Punt Average**

42.8 - 1988

**Kickoff Average**

53.55 - 1999

**Most Shutouts**

4 (3 times) - 1984, 1985, 1986

**THE RECORD BOOK  
(CONTINUED)****INDIVIDUAL RECORDS...****Passing****Attempts**

231-Andy Schueneman (2003)

**Completed**

98- Ethan Schweir (2007)

**Yards**

1793-Mike Gillette (1984)

**Yards per completion**

22.8- Dennis Patzer (1970)

**Fewest Interceptions**

1-Ebon Sanders (1988)/Phelan (1991)

**Touchdown Passes**

19-Ethan Schweir (2007)

**Longest Touchdown Pass**

84-Caleb Wright to James Barber (2001)

**Receptions**

45-Steve Preston (1984)

**Receptions (Game)**

11-Dan Lafond (2003)

**Reception Yards**

909-Steve Preston (1984)

**Average Per Reception**

34.5-Paul Gibeau (1987)

**Touchdown Receptions**

14-Scott Blasko (1996)

**Special Teams****PAT Percentage**

100.0-Brett Virgil (2005)

100.0-Ryan Kitron (2011)

95.8-Mike Gillette (1984)

95.0-Josh Akins (2009)

94.6-Sean Akins (2015)

93.3-Brett Virgil (2006)

**Most PAT's**

38-Josh Akins (2009)

35-Mike Gillette (1984)/Brett Virgil (2007), Sean Akins (2015)

**Longest PAT Run (2 point conversion)**

24-Nisbet (1971)

**Field Goals (season)**

9-Mike Gillette (1984)

9-Cullen Hoffman (2014)

9-Cullen Hoffman (2013)

9-Antonio Buhrfiend (2018)

**Longest Field Goal**

48-Brad Shushman (1999)

**Longest Punt**

71-Izak Ruddell (2016)

**Kickoff Average**

57.5-Cullen Hoffman(2013)

53.8-Sean Akins (2015)

53.6-Brad Shushman (1999)

53.4-Antonio Buhrfiend (2018)

**Punt Average**

42.8-Gary Layton

**Field Goal Percentage**

100-Greg Phelan (1990)/Jeff Smith (1996)/Ethan Schweir (2006), Josh Akins (2009)

**Longest Kickoff Return for Touchdown**

95-Griffin Shinrock (10/23/2020)

94-Mike Ryan (10/25/1974)

**Longest Punt Return for Touchdown**

96-Keith Demchinski (1994)

**Blocked Punts For Touchdown**1-Fred Fenrick (1959), Johnston (1973), Jones (1973), Brian Kubicki (1989), Brandon Hobbs (1999), Andy Radde(1999), Ty Taylor (2010), Connor Robinson (2018), Briggs Mosher (2018), Hunter Kalamaros (2019), **Trey McGinnis (2021)****Most Blocked Punts (season)**

4-Kubizna (1983), Josh Weaver (2008)

4-Kubizna (1983), Josh Weaver (2008)

4-Kubizna (1983), Josh Weaver (2008)

4-Kubizna (1983), Josh Weaver (2008)

4-Kubizna (1983), Josh Weaver (2008)

4-Kubizna (1983), Josh Weaver (2008)

4-Kubizna (1983), Josh Weaver (2008)

4-Kubizna (1983), Josh Weaver (2008)

4-Kubizna (1983), Josh Weaver (2008)

4-Kubizna (1983), Josh Weaver (2008)

4-Kubizna (1983), Josh Weaver (2008)

4-Kubizna (1983), Josh Weaver (2008)

4-Kubizna (1983), Josh Weaver (2008)

4-Kubizna (1983), Josh Weaver (2008)

4-Kubizna (1983), Josh Weaver (2008)

4-Kubizna (1983), Josh Weaver (2008)

4-Kubizna (1983), Josh Weaver (2008)

4-Kubizna (1983), Josh Weaver (2008)

4-Kubizna (1983), Josh Weaver (2008)

4-Kubizna (1983), Josh Weaver (2008)

4-Kubizna (1983), Josh Weaver (2008)

4-Kubizna (1983), Josh Weaver (2008)

4-Kubizna (1983), Josh Weaver (2008)

4-Kubizna (1983), Josh Weaver (2008)

4-Kubizna (1983), Josh Weaver (2008)

4-Kubizna (1983), Josh Weaver (2008)

4-Kubizna (1983), Josh Weaver (2008)

4-Kubizna (1983), Josh Weaver (2008)

4-Kubizna (1983), Josh Weaver (2008)

4-Kubizna (1983), Josh Weaver (2008)

4-Kubizna (1983), Josh Weaver (2008)

4-Kubizna (1983), Josh Weaver (2008)

4-Kubizna (1983), Josh Weaver (2008)

**235-Anthony Dunning (2002)****Attempts (Game)**

43-Jack Turak (2013) vs. STG

40-Jack Turak (2013) vs. PC

40-Henry Steele (1996)

**Yards Per Carry Average**

9.5 – Jamaal Jackson (2008)

7.5 – Justin Gambrell (2013)

7.5 – Tom Golba (1987)

**Rushing Touchdowns (season)**

21-Jamaal Jackson (2009)

18-Alex Smith (1980)/

Jason Sandusky (1992)

**Rushing Touchdowns (game)**

6-Drake Smith (2008)

**Offense****Total yards (rush/receiving)**

1573-Gary Layton (1990)

**Total Touchdowns (run/rec)**

21-Jamaal Jackson (2009)

18-Alex Smith (1980)/

Jason Sandusky (1992)

**Scoring****Points (season)**

139-Alex Smith (1980)

**Defense****Tackles (season)**

104-Bryan Brown (1978)

**Tackles (game)**

22-Adam Baske (1997)

**Sacks (game)**

13-Jeff Morris (1982)

**Tackles (season)**

70-Andy Radde (1999)

**Interceptions (season)**

8-Ebon Sanders (1989)

**Interceptions for Touchdown**

2-Frank Olson (1973)

Doug Lincoln(1973)

**CAREER RECORDS****Total Yards**

3533-Mike Ryan (1972-1974)

**Total Rushing Yards**

2985-Alex Rutherford (2009-12)

**2366-Mike Ryan (1972-1974)****Rushing Touchdowns**

35-Alex Rutherford (2009-12)

**Total Rushing Attempts**

530-Alex Rutherford (2009-2012)

440-Gary Layton (1988-1990)

**Total Passing Yards**

3,055-Mike Gillette (1982-1984)

**Total Passing Touchdowns**

29-Mike Gillette (1982-84)

28-Ethan Schweir (2004-07)

**Receptions**

72-Steve Preston (1983-1984)

**Touchdown Receptions**

14-Steve Preston (1983-84)/

Scott Blasko (1995-96)

**Reception Yards**

1368-Steve Preston (1983-1984)

**Passes Attempted**

376-Andy Schueneman (2002-2003)

**Passing Percentage**

63.5-Sean Guinane (2007-09)

60.4-Ethan Schweir (2004-07)

**Interceptions**

12-Mike Ryan (1972-1974)

**Tackles**

214-Bryan Brown (1977-1979)

**PAT's Kicked**

79-Brett Virgil (2005-2007)

**Field Goals**

19-Mike Gillette (1982-1984)

19-Cullen Hoffman (2012-2014)

**Scoring**

216-Alex Rutherford (2009-12)

212-Mike Ryan (1972-1974)

**New record set in 2021**

Cumulative records listed are

regular season games only, playoff

games do not count in record book,

for season/career records.

Single game records are for season

and playoff games.

**WHEN WAS THE LAST TIME...****St. Joe scored first...**

... and won 09/27/21 at Battle Creek Central Won 62-30  
 ... and lost 08/24/18 vs. Battle Creek Central Lost 27-34

**St. Joe got scored on first...**

... and won 09/17/21 at Kalamazoo Central Won 29-13  
 ... and lost 11/14/20 Lakeshore Lost 9-14

**St. Joe scored at least six TD's in a game...**

09/27/21 at Battle Creek Central Win 62-30

**St. Joe allowed at least six TD's in a game...**

11/01/19 at Edwardsburg (playoffs) Lost 8-42

**St. Joe kicked a field goal in a game**

... Max Taylor (39 yards) 09/18/20 vs. Kalamazoo Central Won 46-13

**St. Joe scored a safety...**

11/14/20 vs. Lakeshore Loss 9-14  
 ...Lakeshore punter ran out of the back of the endzone on a punt for a safety.

**St. Joe gave up a safety...**

10/09/20 at Lakeshore Lost 0-26

**St. Joe returned a kickoff for a touchdown...**

... Griffin Shinrock 95 yards... (school record) 10/23/20 at Battle Creek Lakeview Won 22-14

**St. Joe returned a punt for a touchdown...**

... Trey McGinnis (recovered in endzone after block)... 09/27/21 at Battle Creek Central Win 62-30

**St. Joe scored a 2 point conversion...**

... Thomas Moore run 09/17/21 at Kalamazoo Central Won 29-13

**St. Joe allowed a 2 point conversion...**

... 2 times 09/27/21 at Battle Creek Central Win 62-30

**St. Joe scored a defensive touchdown**

... by fumble... Art Herndon 15 yards 09/21/18 at Kalamazoo Loy Norrix Won 55-6  
 ... by interception... Trey McGinnis 57 yards 09/17/21 at Kalamazoo Central Won 29-13

**St. Joe blocked...**

... an extra point... Hudson Lange 09/17/21 at Kalamazoo Central Won 29-13  
 ... a field goal... Devon Frenchko 10/05/18 at Battle Creek Lakeview Won 20-12  
 ... a punt... Caleb Garey 09/27/21 at Battle Creek Central Win 62-30

**St. Joe shut out an opponent...**

09/07/18 vs. Mattawan Won 13-0

**St. Joe was shut out by an opponent...**

10/09/20 at Lakeshore Lost 0-26

**St. Joe played an overtime game...**

... and won 10/31/08 vs. Wayland (pre-districts) Won 32-31  
 ... and lost 09/14/18 at Lakeshore Lost 10-13 OT  
 ... at home 10/31/08 vs. Wayland (pre-districts) Won 32-31  
 ... on the road 09/14/18 at Lakeshore Lost 10-13 OT  
 ... that went into 2 or more overtimes 10/28/01 vs. Benton Harbor Lost 27-28 2 OT


**St. Joe played a team ranked in the AP Top 10**

... and won 09/28/18 vs. Portage Central (D2 #8) Won 13-6  
 ... and lost 11/01/19 at Edwardsburg (D3 #2) Lost 8-42



**THE BEAR TRADITIONS...****EARN YOUR NUMBERS**

When you look out on the field you will notice that many if not all of the Bears have numbers on the left side of their helmets. You may also notice that some may not. The numbers on the left side of the helmet must be earned. This is what is called Earning Your Numbers in the Saint Joseph Football program. Each week the varsity coaching staff discusses which players have earned their numbers. The criteria for earning your numbers are set by each senior class. Before every season each senior class develops what they believe are the behaviors of a champion. These behaviors are what are used for the criteria of earning your numbers. If a player's position coaches believe he is consistently exhibiting the behaviors of a champion he will be awarded his numbers. The player must maintain that consistency or he could have his numbers taken away and have to earn them back. The goal is for every player to Earn His Numbers. This tradition began in Coach Church's second year in 2012.

**Previous #1s**

2013 Dan Carrick  
 2014 Derek Burton  
 2015 Eric Engel  
 2016 Kevin Jones  
 2017 Ryan Barlow  
 2018 Nathan Long  
 2019 Konner LaVanway  
 2020 Troy Pratley

**THE #1 JERSEY**

The #1 jersey has a special status in the Saint Joseph Football program. Each year the coaching staff will decide which skill position player best exemplifies the Bear Football tradition of THE TEAM, THE TEAM, THE TEAM. That player will have the honor of wearing the #1 jersey. So look in your program and the young man who is in the #1 jersey you know is a young man of character. This tradition began in Coach Church's third year 2013.

**THE #82 JERSEY**

The number 82 is the only number that has been retired by St. Joseph. It belonged to 1989 Graduate Rob Fredrickson. After high school, Rob went on to Michigan State University, where he eventually started at linebacker. He was a three time all-Big Ten linebacker, four time Academic Big Ten and All-American. He was taken in the first round, number 22 overall by the Oakland Raiders. While in Oakland, Rob was selected to the NFL's All-Rookie team, eventually Rob came back home in 1998 at signed with the Detroit Lions then Arizona Cardinals a year later. Rob holds the modern era Cardinals team record of most number of tackles in a game. Which came against the New York Jets (22 tackles), in 1999. In the years that followed Rob's retirement from the NFL in 2003, he went on to be a part of the Arizona Cardinals radio network.

**THE BANNER:**

Every time the Bears take the field they do so with pride and passion. A display of that pride and passion is exhibited when the Bears rush onto the field and touch the banner before every game. The current banner was donated to the program by the 2013 seniors. This tradition began under Ike Coach Muhlenkamp.

**THE MICHELLE KRUSE MEMORIAL VICTORY BELL:**

The resounding clang of a bell echoing through a fall night in St. Joseph is a beautiful thing. After every victory the Bears ring the victory bell with pride. If the win was at home the bell will be rung immediately following the handshake line. If the victory was earned on the road you will hear the bell ringing late at night as the Bears arrive home from a joyous bus trip. The bell was donated by the Kruse family in memory of their daughter Michelle Kruse. The tradition began in Coach John VanWagoner's 2nd year in 2003, the first season in the new Dickinson Stadium. A new bell was acquired prior to the 2018 season.

**THE HOME OF THE BEARS...**

# STEVE UPTON FIELD AT DICKINSON STADIUM

**Completed:** 2003 (18th season)

**Seating Capacity:** 5,300 (3,500 home stands - 1,800 visitor stands)

**Record Attendance:** 7,500 (9/28/07 – vs. Lakeshore) (SJ won 21-3)

**Surface:** Natural Grass (2003-2017), Infilled Turf (2018-)

**Record at Dickinson Stadium:** 68-30 (.694)

**First game:** September 12, 2003 – St. Joseph 34, Kalamazoo Central 13

**Press Box Phone:** (269) 926-3396

### **Wells Field – The Original**

The Bears first home field wasn't located very far from their current home. Wells Field on State Street in St. Joseph served as the home for the Bears from 1913 to 1949. Near the end of its use, the wooden covered grandstands were in danger of collapse and parking was an issue for fans. So the when the St. Joe schools acquired the title of the parcel of land a block away from Wells Field, it was then decided the school would need to have a new stadium. The grandstands at Wells Field were torn down. Wells Field is still in use by area youth. It is the home for the St. Joseph Baseball Association.

### **The first Dickinson Stadium**

In the mid 1940's the St. Joseph School system acquired the title to a 40 acre parcel of land known as the Dickinson Estate. The area is where the current high school now stands. Around that same time the citizens of St. Joseph recognized the need for a new athletic and recreation area when problems at Wells Field made it difficult to continue to use the facility. It was then that the St. Joe residents got the ball rolling for a new facility. After receiving numerous recommendations by various experts, the planning committee, commissioned architect Robert V. Knox to develop the sketches and conceptual drawings of the stadium. The Board of Education would take these plans to the various service clubs around St. Joseph to rally the community involvement in the project. Every group that were presented the plans went on record as supporting it. The voters overwhelmingly passed the \$170,000 bond proposal on July 25, 1949 for the new stadium and track. A little over a year later, on September 22, 1950, the original Dickinson Stadium opened. The original Dickinson Stadium held its last event on October 19, 2001. In the 51 year history of the stadium it was the home to thousands of events, including football games, track meets, soccer games, band competitions, and commencement ceremonies.

### **The new Dickinson Stadium**

The idea for a new stadium came about when a commission was charged with reviewing and making recommendations on the future of the facilities of the St. Joseph Public School system for the next 30-40 years. After a review of the old stadium it was determined that to bring the stadium's aging and deteriorating steel support and infrastructure up to code would be a very expensive project. The commission visited newly constructed high schools around the Midwest and made recommendations for the St. Joe schools, including a new football stadium. In March of 2001 a plan for a bond proposal was presented to the St. Joe taxpayers, which not only included the new stadium, but also a new athletic fieldhouse and other various projects at the high school, and a new auxiliary gym, offices, library and orchestra room at Upton Middle School. The bond issue passed on September 25, 2001, less than a month later, the last game at the old Dickinson Stadium was played and demolition began.

While construction continued during the 2002 football season the varsity team played their "Home" games at Lakeshore's Al Stockman Stadium, Benton Harbor's Filstrup Field and at Bridgman High School. Upton Middle School was the home site for the JV and Freshmen teams. The stadium now also has an 8 lane running track, the old stadium had 7 and only 6 were useable. The first games were played on Thursday, September 4th, by the Freshman and JV teams who gave the stadium its first shakedown before the Grand Opening a week later. The official dedication was prior to the game between St. Joseph and Kalamazoo Central, which St. Joe won 34-13. The pregame ceremony included a fly-over by a US Air Force A-10 fighter jet. Less than a year after the opening, the new Dickinson Stadium had the honor of hosting country music and TV star Reba McEntyre for a performance benefiting Harbor Habitat for Humanity. The concert was part of Reba's 2004 tour which was sponsored by Whirlpool Corporation. The concert was held in front of a sold out crowd of over 6,500 on July 20, 2004.

	W	L	TTL	PCT
BATTLE CREEK CENTRAL	2	2	4	0.500
BATTLE CREEK HARPER CREEK	3	1	3	0.750
BATTLE CREEK LAKEVIEW	3	1	4	0.750
BENTON HARBOR	4	2	6	0.667
COLDWATER	2	1	3	0.667
DEWITT	0	1	1	0.000
DOWAGIAC	1	1	2	0.500
EDWARDSBURG	1	0	1	1.000
GRAND RAPIDS CHRISTIAN	1	0	1	1.000
GULL LAKE	5	0	5	1.000
JACKSON LUMEN CHRISTI	0	1	1	0.000
KALAMAZOO CENTRAL	5	0	5	1.000
KALAMAZOO LOY NORRIX	3	0	3	1.000
LAKESHORE	6	9	15	0.400
LANSING SEXTON	1	0	1	1.000
MARSHALL	3	1	4	0.750
MATTAWAN	5	2	7	0.714
NILES	8	1	9	0.889
PORTAGE CENTRAL	5	3	8	0.625
PORTAGE NORTHERN	6	2	8	0.750
STURGIS	2	1	3	0.667
UNIVERSITY OF DETROIT-JESUIT	0	1	1	0.000
WAYLAND-UNION	1	0	1	1.000
Total	68	30	98	0.694

The scoreboard from the previous Dickinson Stadium, installed in 1998 was saved and relocated before being replaced prior to the 2016 season. The new scoreboard features a full color LED screen that shows live stats as the game progresses, videos, and enhanced animations. In 2018, thanks to a donation by the Upton Family, the playing surface was converted to artificial turf, prompting slight name change to Steve Upton Field at Dickinson Stadium.



**SEASON RECAPS – 08/27/21 – ST. JOSEPH 34, MATTAWAN 19 – STEVE UPTON FIELD AT DICKINSON STADIUM**

ST. JOSEPH – "Ground and pound" and "pound the rock" maybe old football cliches, but it's how the game is played, a strong running game is exactly what the Bears did in a season opening 34-19 win over Mattawan at Dickinson Stadium.

St. Joe outgained the visitors by 207 yards on the ground and had 4 different players score the 5 Bears touchdowns.

As expected, it was a slow start for both teams offenses as is typical in the first game of the season. As the first three possessions of the game ended with punts, but the offense was given a gift by Mattawan's special teams, Hudson Lange returned the punt down to the Mattawan 24-yard

line, but a personal foul penalty on Mattawan would set up St. Joe to start the next drive on the Mattawan 13 yard line. Trey McGinnis carried the ball for the 13 yards over 2 plays and the Bears had a 7-0 lead.

Mattawan's next drive was ended at the St. Joe 39-yard line on a Hudson Lange interception, Lange returned the ball to the Mattawan 34 yard line, but could do nothing with it.

Mattawan would score early in the 4<sup>th</sup> quarter on a touchdown pass from Andrew Keorkunian to Andrew Marucci, but the point after was blocked, keeping St. Joe ahead 7-6.

St. Joe would add to the lead on a 14-play, 74-yard drive, the final three plays were runs by Joron Brown, with the touchdown run from 5-yards out. St. Joe expanded the lead to 14-6.

After switching quarterbacks, Mattawan came within a yard of scoring late in the first half. But the Bear defense came up with another interception. Cole Lakin caught what seemed to be a toss up by Mattawan quarterback Ryan Van Liere, he returned it to midfield. With only 8 second left in the half, St. Joe could only complete one pass and did not have time to take another play.

The second half started with the Bears with the ball, after a long return by Trey McGinnis, St. Joe found the endzone just 2:20 later on a 1 yard run by Andrew Barlow. Max Taylor's PAT was good and the Bears held a 21-6 lead.

Mattawan would again creep closer with a drive helped with Bear penalties. A 49 yard drive that only lasted 69 seconds had Van Liere throwing a 16-yard touchdown pass to Drew Atkinson to make the score 21-13.

St. Joe replied on the ensuing drive as the Bears went 89 yards in 7 plays, resulting in a 38 yard touchdown run from Joron Brown. The Bears again increased the lead to 28-13.

In the 4<sup>th</sup> quarter, a bad snap on a Bears punt gave Mattawan the ball at the St. Joe 2 yard line, and only needed two plays to score on a run by Blaine Rodgers. But the point after was again blocked keeping the lead at two possessions.

St. Joe wouldn't give Mattawan the chance as quarterback Matt Lanier sprinted down the home sideline for a 46 yard touchdown run and a 34-19 lead, which is how the game would end.

St. Joe outgained Mattawan 325-121 on the ground and 354-284 for the game. However the Bears had to overcome 13 penalties for 105 yards.

The Bears now head on the road to face Battle Creek Central (1-0) next week.

**SEASON RECAPS – 09/02/21 – ST. JOSEPH 62, BC CENTRAL 30 – C.W. POST FIELD**

BATTLE CREEK – What was billed as a top battle between a young Bearcats squad that pulled of an upset over Portage Northern the week prior and the power and speed of the St. Joe run game. It was the power and speed that came out on top, and it was a no-doubter.

St. Joe scored touchdown on 6 of 8 offensive drives, and even recorded a touchdown on special teams to go on for a 62-30 win over the Bearcats at C.W. Post Field in Battle Creek.

St. Joe again dominated the ground game, recording 426 yards rushing, after gaining 325 the previous week. St. Joe amassed a total of 573 total yards and scored the second most points in a game in team history. St. Joe's highest point total also was at Battle Creek Central in a 67-35 win over the Bearcats in 2008.



Trey McGinnis starting the scoring early as his 4-yard touchdown run just 82 second into the first quarter gave St. Joe a 7-0 lead. McGinnis' touchdown was set up by a 37-yard pass from Preston Nichols to Andrew Barlow, a penalty on the Bearcats brought the ball to the 4 yard line before the McGinnis touchdown.

St. Joe's offense was back on the field 46 seconds later when Battle Creek Central turned the ball over on a fumble. This time Matt Lanier was behind center as quarterback, and again the Bears scored another touchdown, as Lanier ran it himself from 6-yards out and the Bears now had a 14-0 lead.

Battle Creek Central then fumbled the ball to St. Joe again, and three plays later, Joron Brown crossed the goal line on a 44-yard touchdown run and the Bears lead expanded to 20-0.

The Bears defense forced a 3 and out on the Bearcats next drive. Lanier again drove the Bears down the field, taking it the final 13-yards himself for a 27-0 St. Joe lead.

Battle Creek Central finally got on the board early in the 2<sup>nd</sup> quarter on a 22-yard touchdown pass from Devoine Newton to Nate Rucker to cut the lead to 27-8.

Preston Nichols came back in for the Bears next possession, and the Bears put another touchdown on the board, as Joron Brown scored his second touchdown of the game for a 34-8 lead.

Battle Creek Central went three and out again, and the Bears offense didn't need to come out on the field for another touchdown. Bearcats punter Tayshaun Vaughn had his punt blocked by Caleb Garey, Trey McGinnis jumped on the loose ball in the endzone and St. Joe expanded the lead to 41-8.

Lanier came back at quarterback for the Bears next drive, but the Bear had a methodical long 73 yard drive down the field. McGinnis ran the final 16 yards for a 48-8 lead.

Battle Creek Central closed out the scoring of the first half on a 4 yard touchdown pass from Newton for Melvin Nelson and the two teams went into halftime with St. Joe leading 48-14.

After halftime a Preston Nichols touchdown pass to Joron Brown put the Bears up 55-14.

The Bearcats got another Newton to Melvin touchdown pass to make the score 55-22. McGinnis's 4<sup>th</sup> touchdown early in the fourth quarter made it 62-22. Before another Newton touchdown made it 62-30.

Battle Creek Central falls to 1-1 while St. Joe improves to 2-0 overall and in the SMAC, and will host 0-2 Portage Northern next week at Dickinson Stadium.



**SEASON RECAPS – 09/10/21 – ST. JOSEPH 21, PORTAGE NORTHERN 3 – STEVE UPTON FIELD AT DICKINSON STADIUM**

ST. JOSEPH – The old saying is “Defense wins championships.”

While St. Joe may not have won the SMAC Championship during Friday’s game, they did stay in contention for the league title after the defense kept Portage Northern out of the endzone and went on for a 21-3 win over the Huskies at Dickinson Stadium.

After scoring 62 points in the week 2 victory over Battle Creek Central, nobody was expecting a low scoring defensive battle. But that’s exactly what happened with both teams struggling to get their offenses in gear.

Portage Northern scored on their opening possession,

which came after a St. Joe fumble at the Bears 13-yard line. St. Joe’s defense kept the Huskies from gaining a first down and were forced to settle for a 27-yard field goal as the visitors took a 3-0 lead.

Late in the first quarter, St. Joe had a drive stall at the same spot on the Huskies side of the field and Max Taylor’s 27-yard field goal was blocked after a bobbled hold.

St. Joe’s defense got the ball back after forcing the ball over on downs and the offense went to work. St. Joe went on a 9 play, 62-yard touchdown drive, capped off on a 30-yard touchdown pass from Matt Lanier to his quarterback partner Preston Nichols with 2:43 left in the second quarter. St. Joe took a 7-3 lead into the half.

In the 3<sup>rd</sup>, St. Joe’s defense saw Portage Northern go on a 14-play drive and a goal line stand stopped Portage Northern at the 2 yard line to keep the Bears in front 7-3.

The defense came up with a Huskie fumble early in the fourth quarter and a steady dose of runs drove the Bears down the field and Andrew Barlow capped off the 57-yard drive with a 7-yard touchdown run. St. Joe increased the lead to 14-3.

On the ensuing kickoff, Northern was poised to respond with a touchdown of their own. Jayden Myers returned the kick 90-yards and was stopped at the 4-yard line as Trey McGinnis chased Myers down with the touchdown saving tackle.

But, Portage Northern had the ball at the 4-yard line and was primed to score anyways. Portage Northern ran 4 running plays and were stopped at the one yard line on 4<sup>th</sup> down to give St. Joe the ball.

St. Joe brought the ball out of the shadow of the endzone before punting, on the Huskies first offense play after the punt, Northern quarterback Cane Mack’s pass was intercepted by Hunter Lange. Lange returned the ball to the Portage Northern 17- yard line, and Trey McGinnis, who saved a touchdown earlier, scored one of his own to give the Bears a 21-3 lead.

The visitors still trying to crack the endzone threw another interception on the next drive, and Hunter Lange again intercepted the pass.

St. Joe then ran out the final two plays and went on to a 21-3 victory.

Trey McGinnis had 15 carries for 66 yards and a touchdown, Joron Brown carried the ball 10 times for 50 yards and Matt Lanier had 10 rushes for 45 yards.

With the win St. Joe improves to 3-0 overall and 3-0 in the SMAC. The Bears head back on the road to face Kalamazoo Central next week, the Maroon Giants are 1-2 and 0-1 in the SMAC. They were defeated by Portage Central 17-7 last week.

**SEASON RECAPS – 09/17/21 – ST. JOSEPH 29, KALAMAZOO CENTRAL – EUGENE S. THOMAS STADIUM - KALAMAZOO**

KALAMAZOO – It took the Bears over a half to recover from a slow start but were at full speed in the final quarter as St. Joe defeated Kalamazoo Central 29-13 on Friday Night.

A strong defensive front by the Maroon Giants kept the Bears potent rushing attack in check in the opening half. St. Joe finished with only 18 yards of total offense in the first 24 minutes.

Kalamazoo Central got on the board late in the first quarter when the Maroon Giants converted on a pair of third downs and a group effort in the backfield led by quarterback Travion Farris, who scored on a 16-yard touchdown run with :44 seconds left, Hunter Lange blocked the point after, but Kalamazoo Central had the 6-0.

While the Bears offense was unable to do much, the St. Joe defense was strong once again as Preston Nichols came up with two interceptions and Andrew Barlow had a fumble recovery.

The Bears defense continued to not only stop the Maroon Giants but, get the ball back. With Kalamazoo Central leading 6-0 early in the third quarter, they had a perfect opportunity to expand that lead at the St. Joe 16-yard line. But Trey McGinnis stopped that drive with a diving interception at the St. Joe 20-yard line.

That's when the Bears offense found the correct gear. St. Joe drove down the field on a 17 play, 80-yard drive, capped off by the person that got the ball in the first place. Trey McGinnis scored on a 2-yard run for a 7-6 lead, after Max's Taylor's PAT.

Kalamazoo Central was stopped on a 3 and out, but Kalamazoo Central punter CJ Frank ran the ball to avoid the quickly incoming St. Joe blockers. He was well short of the first down and the Bears had the ball at the Maroon Giants 29-yard line.

Again, the Bears found the endzone, Joron Brown scored on a 1-yard run to give the Bears a 14-6 lead.

Kalamazoo Central now tried to pass the ball with the Bears now up by 8 points, but 6-plays later, Trey McGinnis came up with his second interception. Quarterback Travion Farris attempted a deep pass, but McGinnis made a leaping catch at the St. Joe 43-yard line and took it back for the pick-six. St. Joe went for the two-point conversion, as Thomas Moore ran it in for a 22-6 lead.

Preston Nichols intercepted his third Kalamazoo Central pass on the next play from scrimmage. St. Joe then had another long sustained 10 play drive, that went 65-yards, and ended on a 3-yard touchdown run from Andrew Barlow. Rusty Klaer came in to add this extra point and St. Joe had a 29-6 lead.

Kalamazoo Central closed out the scoring with 34 seconds left on a 12-yard run from Cincear Lewis, but the clock would end before the Maroon Giants could mount any hope of a comeback.

With the 29-13 win, St. Joe picks up their 11<sup>th</sup> straight win over Kalamazoo Central. St. Joe also improves to 4-0 overall and 4-0 in the SMAC. St. Joe heads back to Steve Upton Field at Dickinson Stadium to meet CAAC-Blue opponent Okemos for the annual Homecoming game. Okemos enters the game with an 0-4 record after a 62-0 defeat at Lansing Waverly. Okemos has been outscored 226-7 this season. St. Joe won at Okemos 34-13 last season.

**PRESS CLIPPINGS***Herald Palladium – 8/25/2021***St. Joseph on track for good season  
Bears to rely on speed as they pursue SMAC championship***By AL AREND HP Sports Correspondent*

St. Joseph's football team could be the quickest to ever play on the Dickinson Field turf.

"We're not big, but I'd rather have overall speed any day of the week," said third-year head coach Andrew Pratley.

The Bears return seven starters on offense and six on defense from last fall's 7-2 squad. But gone due to graduation are five players currently on collegiate rosters, including the bulk of last year's offense in quarterback Troy Pratley (Concordia) and wide receiver Griffin Shinrock (Grand Valley State). "We have some big shoes to fill, but the kids have been working hard and I feel we can compete for a (SMAC) conference title and a playoff spot," added Pratley, who said the SMAC is now down to eight teams for football. "I'm hearing that Battle Creek Lakeview is the team to beat, but the conference is so balanced right now anything can happen."

St. Joseph returns practically its entire state championship 400-meter relay team, led by anchor man Preston Nichols, and all are playing football.

Offensively, the Bears will continue to run the option, with Nichols (6-3, 170, senior) battling 6-4, 180-pound junior Matthew Lanier for starting quarterback.

"They have different looks, but both bring a lot to the table, and will see plenty of action," noted Pratley. "Nichols obviously has elite speed."

The Bears will have a bevy of running backs in sophomore Andrew Barlow and juniors Joron Brown, Trey McGinnis and Thomas Moore. Top wideouts include juniors Dylan Stevens, Caleb Garey, Jordan Bell and Bobby Nate, plus senior Cole Toney. McGinnis, Toney and Garey were on the 400 relay unit.

Providing protection up front will be junior tight end Riley Biggins, tackles Jerry Capaccio, a junior, and senior Matt Morris. Seniors Luke Hartfield and Brandon Jones, plus juniors Troy Painter and Luke Bennett, are vying for the two starting guard spots and center.

Pratley feels the overall success of his team this year will depend on the play of his defense.

"We may not be big, but we're certainly going to be quick to the ball," he noted.

Defensively the Bears will operate out of a 4-3 base with senior TJ Broderick and Capaccio at end, and seniors Joey Sicurello and Nate Sparkman at tackles. Middle linebacker will be junior Elijah Turner, flanked by juniors Malik Immoos and Joron Brown on the outside. Sicurello and Immoos are both three-year starters on defense, but Immoos has been moved to linebacker.

The defensive backs will be Nichols and senior Brystun Mayberry, with senior Troy Sims at strong safety and junior Hudson Lange at free safety.

"We won't have any easy weeks this year with seven league games and two perennial state powers in Chelsea and Okemos as our non-league foes," concluded Pratley, 13-6 in his two years at the Bears helm. "Hopefully, we'll get to see Dickinson Stadium filled with fans, after last fall's pandemic issues."

Kalamazoo Loy Norrix and Gull Lake remain in the SMAC, but are not playing conference football this season.

*Lansing State Journal – 08/21/2021*

## 2021 football preview: DeWitt, East Lansing favored in a strong CAAC Blue

Brian Calloway – Lansing State Journal

### OKEMOS

► Last season: 0-7

► Coach: Brad Lilly (1st season)

► Playoff division: 2

► Top returners: Miles Bell (LB), Larry King III (DL), Emeka Okwereogu (DL), Chais Williams (RB), Aiden Godby (OL), Cameron Wuycheck (OL), Larry Ansari (LB), Teal'c Robinson (LB), Carloes Trevino (DL)

► Other contributors: Rajbir Singh (RB), Ethan Barker (QB), Ryan Davis (WR), Shron Nathan (WR), Elijah Porter (OL), Braeden Vrane (LB), Robert Bledden (OL), Trent Amundsen (K), Tyler Kliewer (P), Colton Roach (QB), Francesco Casagrande (LB), Carlton Pierce (WR), Zachary Barker (DL), Matt Trevino (OL), Aiden Johnson (OL)

► Outlook: Okemos is in rebuild mode after a winless 2020 season and having players leave or transfer out of the program in the offseason. Lilly is leading the efforts and was appointed the interim coach after former coach Mike Krumm resigned last month. Lilly said the players have worked hard in the weight room and on the field this offseason and he hopes that will translate to victories. The offensive line is expected to be a strength, with Godby and Wuycheck among the key returners.

*Michigan Sports Radio – 9/18/21*

## Bears top Maroon Giants in SMAC showdown

Nick Tuori – Michigan Sports Radio

St Joseph has been one of the most impressive teams early this season, and they continued that on Friday with a 29-13 victory over Kalamazoo Central. The Bears remain undefeated at 4-0 this fall.

In the final minute of the first quarter, Kalamazoo Central got on the scoreboard. Travion Farris reeled off a 16-yard touchdown run for the Maroon Giants, capping off a 7-play, 50-yard drive. Their extra point was blocked, leaving their lead at 6-0. Neither team would score in the second quarter, leaving Kalamazoo Central ahead at the half by the same margin.

As the third quarter came to an end, St Joseph finally got into the end zone. Trey McGinnis powered across the goal line from two yards out, finishing an impressive drive that went lasted 17 plays and five minutes of game time, covering 80 yards. Max Taylor booted the extra point to give the Bears a 7-6 lead.

The fourth quarter saw the Bears strike for a trio of touchdowns to create an insurmountable lead. First, Joron Brown powered across the goal line from a yard out. On the ensuing Kalamazoo Central drive, McGinnis stepped in front of a pass and raced 60 yards to the end zone. Thomas Moore added the two-point conversion. With just under two minutes to go, Andrew Barlow joined the touchdown party with a 3-yard plunge.

Kalamazoo Central would get a late touchdown on a 12-yard run by Cincear Lewis, but it would not be enough. The Bears were actually outgained by the Maroon Giants 273-191.

Next week, the Bears will step out of SMAC play for a game against Okemos. Kalamazoo Central will have another tall task in their Friday night battle against Stevensville Lakeshore.



*Herald Palladium – 9/18/21*

## **Bears stay undefeated**

By HP STAFF

St. Joseph was held scoreless for nearly three quarters before taking control with four late touchdowns in a 29-13 victory over Kalamazoo Central.

St. Joseph (4-0 SMAC, 4-0), ranked No. 9 in Division 3, was outgained 273-191 by Kalamazoo Central (0-2, 1-3), but intercepted five passes. Preston Nichols picked off three and Trey McGinnis snared two, one of which he took back 60 yards for a touchdown.

McGinnis also led the Bears offensively, rushing 20 times for 85 yards and the team's first score of the game, a 2-yard run with 57 seconds left in the third quarter. Max Taylor's extra point put St. Joseph ahead for good at 7-6.

Joron Brown rushed 12 times for 43 yards and a score, and Andrew Barlow also had a rushing touchdown.

St. Joseph hosts Okemos next week in a non-conference game.

*Kalamazoo Gazette – 09/18/21*

### **St. Joseph 29, Kalamazoo Central 13**

Staff Reports

Kalamazoo Central took a 6-0 lead on a 16-yard run from quarterback Travion Farris with 51 seconds left in the first quarter, but St. Joseph controlled much of the next three by rolling off 29 unanswered points to stay undefeated.

Trey McGinnis found the end zone from 2 yards out to give the Bears a 7-6 lead with 57 seconds left in the third quarter, and Joron Brown created some more separation with a 1-yard scoring plunge to make it 14-7 early in the fourth.

McGinnis game up with a big defensive play that stopped a K-Central drive by returning an interception 60 yards for a score midway through the final frame, and Andrew Barlow sealed it with a 3-yard touchdown run with 1:42 left.

K-Central managed its second touchdown on a 12-yard run from University of Cincinnati commit Cincear Lewis with 34 seconds left, but it was too little too late.

The Maroon Giants outgained the Bears 273-191, but threw five interceptions and lost a fumble. St. Joseph's Preston Nichols snagged three of those picks, and McGinnis pull down two, including the pick six.

Lewis led K-Central with 81 yards on six carries, while Farris added 53 on 11 totes and Andre Tarver 45 yards on 11 attempts.

Kanye Ford led the Maroon Giants' defense with seven tackles, and James Varnesdeel added four stops and a sack, and Corey George contributed three tackles and a sack.

McGinnis led St. Joseph's ground game with 85 yards on 20 carries, while Brown finished with 43 yards on 12 tries.

K-Central (1-3) visits Stevensville Lakeshore next week, while St. Joseph (4-0) hosts Okemos.

*Lansing State Journal - 09/18/21*

## **Football roundup:**

Matthew Pike – Lansing State Journal

WAVERLY 62, OKEMOS 0

DELTA TWP. -- Joseph Pizzo led the Warriors with 133 yards passing and four touchdowns to help Waverly secure a CAAC Blue home win over Okemos (0-4, 0-2). Jahi Wood ran for a team-high 89 yards and a score, Mar'Tavion Robinson tallied three receptions for 63 yards and two touchdowns, along with a 50-yard punt return score. James Tolbert picked up 66 yards receiving and a touchdown for Waverly (2-2, 1-1).



Scoring Summary (Final)  
 2021 St. Joseph Bears Football  
 #9 St. Joseph vs Kalamazoo Central (09/17/2021 at Kalamazoo, MI)



St. Joseph (4-0,4-0) vs. Kalamazoo Central (1-3,0-2)  
 Date: 09/17/2021 • Site: Kalamazoo, MI • Stadium: Thomas Stadium  
 Attendance: 1200

Score by Quarters	1	2	3	4	Total
St. Joseph	0	0	7	22	29
Kalamazoo Central	6	0	0	7	13

Qtr	Time	Scoring Play	V-H
1st	00:51	KZOCENT - Travion Farris 16 yd run (Bode BrIII kick blockd), 7-50 3:23	0 - 6
3rd	00:57	STJOE - Trey McGinnis 2 yd run (Max Taylor kick), 17-80 5:02	7 - 6
4th	08:32	STJOE - Joron Brown 1 yd run (Max Taylor kick), 8-29 2:52	14 - 6
	05:46	STJOE - Trey McGinnis 57 yd interception return (Thomas Moore rush)	22 - 6
	01:42	STJOE - Andrew Barlow 3 yd run (Rusty Klaer kick), 10-65 3:51	29 - 6
	00:34	KZOCENT - Cincear Lewis 12 yd run (Bode BrIII kick), 5-74 1:02	29 - 13

Kickoff time: 07:00 PM • End of Game: 09:44 PM • Total elapsed time: 2:44  
 Officials: Referee: Paul Guthrie; Umpire: Jeremy Hembree; Linesman: Austin Zapata;  
 Line judge: Augie Zapata; Back judge: Skylar Freeman;  
 Temperature: 81 • Wind: WSW 8 • Weather: Sunny, Clear



Team Statistics (Final)  
2021 St. Joseph Bears Football  
#9 St. Joseph vs Kalamazoo Central (09/17/2021 at Kalamazoo, MI)



	STJOE	KZOCENT
FIRST DOWNS	14	13
Rushing	11	10
Passing	1	2
Penalty	2	1
NET YARDS RUSHING	161	221
Rushing Attempts	47	44
Average Per Rush	3.4	5.0
Rushing Touchdowns	3	2
Yards Gained Rushing	184	268
Yards Lost Rushing	23	47
NET YARDS PASSING	30	52
Completions-Attempts-Int	3-13-0	4-11-5
Average Per Attempt	2.3	4.7
Average Per Completion	10.0	13.0
Passing Touchdowns	0	0
TOTAL OFFENSE YARDS	191	273
Total offense plays	60	55
Average Gain Per Play	3.2	5.0
Fumbles: Number-Lost	5-1	3-1
Penalties: Number-Yards	8-75	14-116
PUNTS-YARDS	5-209	1-23
Average Yards Per Punt	41.8	23.0
Net Yards Per Punt	35.0	23.0
Inside 20	1	0
50+ Yards	0	0
Touchbacks	0	0
Fair catch	0	1
KICKOFFS-YARDS	5-272	2-86
Average Yards Per Kickoff	54.4	43.0
Net Yards Per Kickoff	34.4	37.5
Touchbacks	0	0
Punt returns: Number-Yards-TD	0-0-0	3-34-0
Average Per Return	0.0	11.3
Kickoff returns: Number-Yds-TD	2-11-0	5-100-0
Average Per Return	5.5	20.0
Interceptions: Number-Yds-TD	5-72-1	0-0-0
Fumble Returns: Number-Yds-TD	0-0-0	0-0-0
Miscellaneous Yards	0	0
Possession Time	22:01	25:59
1st Quarter	3:41	8:19
2nd Quarter	4:02	7:58
3rd Quarter	7:01	4:59
4th Quarter	7:17	4:43
Third-Down Conversions	5 of 14	5 of 11
Fourth-Down Conversions	3 of 4	1 of 4
Red-Zone Scores-Chances	3-3	2-3
Touchdowns	3-3	2-3
Field goals	0-3	0-3
Sacks By: Number-Yards	3-18	2-9
PAT Kicks	3-3	1-2
Field Goals	0-0	0-0
Points off turnovers	22	0



Individual Statistics (Final)  
2021 St. Joseph Bears Football  
#9 St. Joseph vs Kalamazoo Central (09/17/2021 at Kalamazoo, MI)



St. Joseph

Rushing	No.	Gain	Loss	Net	TD	Lg	Avg
Trey McGinnis	20	87	2	85	1	14	4.2
Joron Brown	12	46	3	43	1	9	3.6
Eian Nelson	1	13	0	13	0	13	13.0
Matthew Lanier	8	28	18	10	0	12	1.2
Andrew Barlow	4	8	0	8	1	4	2.0
Thomas Moore	1	1	0	1	0	1	1.0
Preston Nichols	1	1	0	1	0	1	1.0
<b>Totals</b>	<b>47</b>	<b>184</b>	<b>23</b>	<b>161</b>	<b>3</b>	<b>14</b>	<b>3.4</b>

Passing	C-A-I	Yds	TD	Long	Sack
Matthew Lanier	1-7-0	0	0	0	2
Preston Nichols	2-6-0	30	0	17	0
<b>Totals</b>	<b>3-13-0</b>	<b>30</b>	<b>0</b>	<b>17</b>	<b>2</b>

Receiving	No.	Yards	TD	Long
Dylan Stevens	2	13	0	13
Joron Brown	1	17	0	17
<b>Totals</b>	<b>3</b>	<b>30</b>	<b>0</b>	<b>17</b>

Punting	No.	Yds	Avg	Long	In20	TB
Max Taylor	5	209	41.8	49	1	0
<b>Totals</b>	<b>5</b>	<b>209</b>	<b>41.8</b>	<b>49</b>	<b>1</b>	<b>0</b>

Returns	Punt			Kickoff			Intercept		
	No	Yds	Lg	No	Yds	Lg	No	Yds	Lg
Andrew Barlow	0	0	0	1	-7	0	0	0	0
Caleb Garey	0	0	0	1	18	18	0	0	0
Trey McGinnis	0	0	0	0	0	0	2	57	57
Preston Nichols	0	0	0	0	0	0	3	15	15
<b>Totals</b>	<b>0</b>	<b>0</b>	<b>0</b>	<b>2</b>	<b>11</b>	<b>18</b>	<b>5</b>	<b>72</b>	<b>57</b>

Field goals	Qtr	Time	Dist	Result

Kickoffs	No.	Yards	Avg	TB	OB
Max Taylor	5	272	54.4	0	0

All-purpose	Run	Rcv	KR	PR	IR	Total
Trey McGinnis	85	0	0	0	57	142
Joron Brown	43	17	0	0	0	60
Caleb Garey	0	0	18	0	0	18
Preston Nichols	1	0	0	0	15	16

Kalamazoo Central

Rushing	No.	Gain	Loss	Net	TD	Lg	Avg
Cincear Lewis	6	81	0	81	1	59	13.5
Travion Farris	11	68	15	53	1	16	4.8
Andre Tarver	11	55	10	45	0	15	4.1
CJ Frank	6	30	2	28	0	10	4.7
Romell Frank	4	16	2	14	0	8	3.5
Rashawn Terrell	1	6	0	6	0	6	6.0
Ce'Jai Berry	5	12	18	-6	0	7	-1.2
<b>Totals</b>	<b>44</b>	<b>268</b>	<b>47</b>	<b>221</b>	<b>2</b>	<b>59</b>	<b>5.0</b>

Passing	C-A-I	Yds	TD	Long	Sack
Ce'Jai Berry	2-6-2	27	0	22	2
Travion Farris	2-5-3	25	0	14	1
<b>Totals</b>	<b>4-11-5</b>	<b>52</b>	<b>0</b>	<b>22</b>	<b>3</b>

Receiving	No.	Yards	TD	Long
Mycah Bean	1	22	0	22
Cincear Lewis	1	14	0	14
Kanye Ford	1	11	0	11
Richard Rogers	1	5	0	5
<b>Totals</b>	<b>4</b>	<b>52</b>	<b>0</b>	<b>22</b>

Punting	No.	Yds	Avg	Long	In20	TB
CJ Frank	1	23	23.0	23	0	0
<b>Totals</b>	<b>1</b>	<b>23</b>	<b>23.0</b>	<b>23</b>	<b>0</b>	<b>0</b>

Returns	Punt			Kickoff			Intercept		
	No	Yds	Lg	No	Yds	Lg	No	Yds	Lg
Rico Smith-Shepard	2	8	11	0	0	0	0	0	0
Cincear Lewis	1	26	26	0	0	0	0	0	0
Alexander Jones	0	0	0	1	19	19	0	0	0
CJ Frank	0	0	0	4	81	24	0	0	0
<b>Totals</b>	<b>3</b>	<b>34</b>	<b>26</b>	<b>5</b>	<b>100</b>	<b>24</b>	<b>0</b>	<b>0</b>	<b>0</b>

Field goals	Qtr	Time	Dist	Result

Kickoffs	No.	Yards	Avg	TB	OB
Bode Brlll	2	86	43.0	0	0

All-purpose	Run	Rcv	KR	PR	IR	Total
Cincear Lewis	81	14	0	26	0	121
CJ Frank	28	0	81	0	0	109
Travion Farris	53	0	0	0	0	53
Andre Tarver	45	0	0	0	0	45

FUMBLES: St. Joseph-Matthew Lanier 3-1; Andrew Barlow 1-0; Joron Brown 1-0. Kalamazoo Central-CJ Frank 1-0; Rico Smith-Shepard 1-1; Travion Farris 1-0.





Defensive Statistics (Final)  
2021 St. Joseph Bears Football  
#9 St. Joseph vs Kalamazoo Central (09/17/2021 at Kalamazoo, MI)



#	St. Joseph	Solo	Ast	Total	Sacks-Yds	TFL-Yds	FF	FR-Yds	Int-Yds	BrUp	Blks	QBH
7	Hudson Lange	6	3	9	-	-	-	-	-	-	1	-
11	Malik Immoos	2	6	8	1-3	2-4	-	-	-	-	-	-
27	Andrew Barlow	5	2	7	-	3-18	1	1-0	-	-	-	-
6	Joron Brown	4	3	7	1-1	2-4	-	-	-	-	-	-
3	Troy Sims	3	1	4	-	1-1	-	-	-	-	-	-
10	Brystun Mayberry	3	0	3	-	-	-	-	-	-	-	-
31	Julius Davis	2	1	3	-	-	-	-	-	-	-	-
77	Joey Sicurello	1	2	3	1-2	2-3	-	-	-	-	-	-
5	Caleb Garey	2	0	2	-	-	-	-	-	-	-	-
15	Eian Nelson	2	0	2	-	-	-	-	-	-	-	-
50	TJ Broderick	1	1	2	1-12	1-12	-	-	-	-	-	-
4	Trey McGinnis	1	0	1	-	-	-	-	2-57	-	-	-
2	Preston Nichols	1	0	1	-	-	-	-	3-15	-	-	-
12	Cole Lakin	1	0	1	-	-	-	-	-	-	-	-
87	Cole Toney	1	0	1	-	-	-	-	-	-	-	-
8	Dylan Stevens	1	0	1	-	-	-	-	-	-	-	-
71	Caden Hankins	1	0	1	-	-	-	-	-	-	-	-
63	Matt Golladay	0	1	1	-	-	-	-	-	-	-	-
65	Nate Sparkman	0	1	1	-	-	-	-	-	-	-	-
51	Marios Alexander	0	1	1	-	-	-	-	-	-	-	-
Totals		37	22	59	4-18	11-42	1	1-0	5-72	0	1	0

#	Kalamazoo Central	Solo	Ast	Total	Sacks-Yds	TFL-Yds	FF	FR-Yds	Int-Yds	BrUp	Blks	QBH
2	Kanye Ford	7	0	7	-	1-1	-	-	-	1	-	-
60	James Varnesdeel	4	0	4	1-2	1-2	-	-	-	-	-	-
54	Corey George	3	0	3	1-7	1-7	-	-	-	1	-	-
1	Cincear Lewis	3	0	3	-	-	-	-	-	-	-	-
4	CJ Frank	1	2	3	-	-	-	-	-	-	-	-
8	Joshua Boggan	2	0	2	-	-	-	1-0	-	-	-	-
5	Rico Smith-Shepard	2	0	2	-	-	-	-	-	1	-	-
20	Andre Tarver	2	0	2	-	-	-	-	-	-	-	-
9	Rashawn Terrell	1	1	2	-	-	-	-	-	-	-	-
26	LeMontaeDaniels	1	0	1	-	-	-	-	-	-	-	-
98	Daren Mata	1	0	1	-	-	-	-	-	-	-	-
3	Travion Farris	1	0	1	-	-	-	-	-	-	-	-
66	Xayvion Yarbrough	1	0	1	-	-	-	-	-	-	-	-
25	Romell Frank	1	0	1	-	-	-	-	-	-	-	-
99	Damian Henderson Jr	1	0	1	-	1-2	-	-	-	-	-	-
12	James Spruill	0	1	1	-	-	-	-	-	-	-	-
80	Mycah Bean	0	0	0	-	-	-	-	-	1	-	-
Totals		31	4	35	2-9	4-12	0	1-0	0-0	4	0	0



Drive Chart (By Team) (Final)  
 2021 St. Joseph Bears Football  
 #9 St. Joseph vs Kalamazoo Central (09/17/2021 at Kalamazoo, MI)



Team	Qtr	Drive Started			Drive Ended			Consumed	
		Spot	Time	Obtained	Spot	Time	How lost	PI - Yds	TOP
STJOE	1st	S37	08:07	Interception	S37	06:45	Punt	3 - 0	1:22
STJOE		S25	05:42	Interception	S28	04:14	Punt	3 - 3	1:28
STJOE		S32	00:44	Kickoff	S23	10:59	Punt	3 - (9)	1:45
STJOE	2nd	K37	10:59	Fumble	K38	09:23	Downs	4 - (1)	1:36
STJOE		K30	07:34	Downs	S49	07:28	Fumble	1 - (21)	0:06
STJOE		S35	02:19	Downs	S36	01:25	Punt	3 - 1	0:54
STJOE		S48	00:25	Punt	K27	00:00	End of half	4 - 25	0:25
STJOE	3rd	S13	11:57	Kickoff	S19	10:01	Punt	3 - 6	1:56
STJOE		S20	05:59	Interception	K00	00:57	*TOUCHDOWN	17 - 80	5:02
STJOE	4th	K29	11:24	Downs	K00	08:32	*TOUCHDOWN	8 - 29	2:52
STJOE		K00	05:46	Interception	K00	05:46	*TOUCHDOWN	0 - 0	0:00
STJOE		S35	05:33	Interception	K00	01:42	*TOUCHDOWN	10 - 65	3:51
STJOE		S42	00:32	Kickoff	K45	00:00	End of half	1 - 13	0:32

St. Joseph	1st Qtr	2nd Qtr	3rd Qtr	4th Qtr	1st Half	2nd Half	Total
Time of possession	03:41	04:02	07:01	07:17	07:43	14:18	22:01
3rd down conversions	0-2	1-4	1-4	3-4	1-6	4-8	5-14
Average field position	S31	K46	S16	S49	S44	S36	S40
4th down conversions	0-0	0-1	2-2	1-1	0-1	3-3	3-4

Team	Qtr	Drive Started			Drive Ended			Consumed	
		Spot	Time	Obtained	Spot	Time	How lost	PI - Yds	TOP
KZOCEN	1st	K37	12:00	Kickoff	S47	08:07	Interception	5 - 16	3:53
KZOCEN		K47	06:45	Punt	K46	05:42	Interception	2 - (1)	1:03
KZOCEN		K50	04:14	Punt	S00	00:51	*TOUCHDOWN	7 - 50	3:23
KZOCEN	2nd	K40	00:00	Punt	K37	10:59	Fumble	0 - (3)	0:00
KZOCEN		K38	09:23	Downs	K30	07:34	Downs	4 - (8)	1:49
KZOCEN		S49	07:28	Fumble	S35	02:19	Downs	8 - 14	5:09
KZOCEN		K15	01:25	Punt	K29	00:25	Punt	4 - 14	1:00
KZOCEN	3rd	K33	10:01	Punt	S16	05:59	Interception	9 - 51	4:02
KZOCEN		K24	00:49	Kickoff	K29	11:24	Downs	4 - 5	1:25
KZOCEN	4th	K24	08:25	Kickoff	K32	05:46	Interception	6 - 8	2:39
KZOCEN		K27	05:40	Kickoff	K27	05:33	Interception	1 - 0	0:07
KZOCEN		K26	01:36	Kickoff	S00	00:34	*TOUCHDOWN	5 - 74	1:02

Kalamazoo Central	1st Qtr	2nd Qtr	3rd Qtr	4th Qtr	1st Half	2nd Half	Total
Time of possession	08:19	07:58	04:59	04:43	16:17	09:42	25:59
3rd down conversions	3-3	0-4	1-1	1-3	3-7	2-4	5-11
Average field position	K44	K34	K28	K25	K39	K26	K33
4th down conversions	0-0	1-3	0-0	0-1	1-3	0-1	1-4



Drive Chart (By Quarter) (Final)  
 2021 St. Joseph Bears Football  
 #9 St. Joseph vs Kalamazoo Central (09/17/2021 at Kalamazoo, MI)



Team	Qtr	Drive Started			Drive Ended			Consumed	
		Spot	Time	Obtained	Spot	Time	How lost	PI - Yds	TOP
KZOCEN	1st	K37	12:00	Kickoff	S47	08:07	Interception	5 - 16	3:53
STJOE		S37	08:07	Interception	S37	06:45	Punt	3 - 0	1:22
KZOCEN		K47	06:45	Punt	K46	05:42	Interception	2 - (1)	1:03
STJOE		S25	05:42	Interception	S28	04:14	Punt	3 - 3	1:28
KZOCEN		K50	04:14	Punt	S00	00:51	*TOUCHDOWN	7 - 50	3:23
STJOE		S32	00:44	Kickoff	S23	10:59	Punt	3 - (9)	1:45
KZOCEN	2nd	K40	00:00	Punt	K37	10:59	Fumble	0 - (3)	0:00
STJOE		K37	10:59	Fumble	K38	09:23	Downs	4 - (1)	1:36
KZOCEN		K38	09:23	Downs	K30	07:34	Downs	4 - (8)	1:49
STJOE		K30	07:34	Downs	S49	07:28	Fumble	1 - (21)	0:06
KZOCEN		S49	07:28	Fumble	S35	02:19	Downs	8 - 14	5:09
STJOE		S35	02:19	Downs	S36	01:25	Punt	3 - 1	0:54
KZOCEN		K15	01:25	Punt	K29	00:25	Punt	4 - 14	1:00
STJOE		S48	00:25	Punt	K27	00:00	End of half	4 - 25	0:25
STJOE	3rd	S13	11:57	Kickoff	S19	10:01	Punt	3 - 6	1:56
KZOCEN		K33	10:01	Punt	S16	05:59	Interception	9 - 51	4:02
STJOE		S20	05:59	Interception	K00	00:57	*TOUCHDOWN	17 - 80	5:02
KZOCEN		K24	00:49	Kickoff	K29	11:24	Downs	4 - 5	1:25
STJOE	4th	K29	11:24	Downs	K00	08:32	*TOUCHDOWN	8 - 29	2:52
KZOCEN		K24	08:25	Kickoff	K32	05:46	Interception	6 - 8	2:39
STJOE		K00	05:46	Interception	K00	05:46	*TOUCHDOWN	0 - 0	0:00
KZOCEN		K27	05:40	Kickoff	K27	05:33	Interception	1 - 0	0:07
STJOE		S35	05:33	Interception	K00	01:42	*TOUCHDOWN	10 - 65	3:51
KZOCEN		K26	01:36	Kickoff	S00	00:34	*TOUCHDOWN	5 - 74	1:02
STJOE		S42	00:32	Kickoff	K45	00:00	End of half	1 - 13	0:32



Play Breakdown Summary (Final)  
2021 St. Joseph Bears Football  
#9 St. Joseph vs Kalamazoo Central (09/17/2021 at Kalamazoo, MI)



St. Joseph

<u>Down</u>	<u>Rush</u>	<u>Pass</u>	<u>Total</u>
OVERALL	45	15	60
1ST DOWN	19	5	24
2ND DOWN-SHORT	5	0	5
2ND DOWN-MIDDLE	1	0	1
2ND DOWN-LONG	7	5	12
3RD DOWN-SHORT	2	0	2
3RD DOWN-MIDDLE	3	0	3
3RD DOWN-LONG	5	4	9
4TH DOWN	3	1	4

St. Joseph

<u>Formation</u>	<u>Rush</u>	<u>Pass</u>	<u>Total</u>
	45	15	60

Kalamazoo Central

<u>Down</u>	<u>Rush</u>	<u>Pass</u>	<u>Total</u>
OVERALL	41	14	55
1ST DOWN	18	4	22
2ND DOWN-SHORT	2	0	2
2ND DOWN-MIDDLE	4	2	6
2ND DOWN-LONG	7	3	10
3RD DOWN-SHORT	1	0	1
3RD DOWN-MIDDLE	0	1	1
3RD DOWN-LONG	5	4	9
4TH DOWN	4	0	4

Kalamazoo Central

<u>Formation</u>	<u>Rush</u>	<u>Pass</u>	<u>Total</u>
	41	14	55



2021 St. Joseph Bears Football  
St. Joseph Game Results (as of Sep 19, 2021)  
All games



Date	Opponent	Score	Overall	Conference	Time	Attend
* 08/27/2021	MATTAWAN	W 34-19	1-0	1-0	2:32	2000
* 09/02/2021	at Battle Creek Central	W 62-30	2-0	2-0	2:52	2000
* 09/10/2021	PORTAGE NORTHERN	W 21-3	3-0	3-0	2:23	2000
* 09/17/2021	at Kalamazoo Central	W 29-13	4-0	4-0	2:44	1200
09/24/2021	OKEMOS					
* 10/01/2021	at Portage Central					
* 10/08/2021	LAKESHORE					
10/15/2021	at Chelsea					
* 10/22/2021	B.C. LAKEVIEW					





2021 St. Joseph Bears Football  
 St. Joseph Overall Team Statistics (as of Sep 19, 2021)  
 All games



Team Statistics	STJOE	OPP
SCORING	146	65
Points Per Game	36.5	16.2
Points Off Turnovers	49	3
FIRST DOWNS	74	73
Rushing	60	37
Passing	8	26
Penalty	6	10
RUSHING YARDAGE	1068	605
Yards gained rushing	1178	744
Yards lost rushing	110	139
Rushing Attempts	204	148
Average Per Rush	5.2	4.1
Average Per Game	267.0	151.2
TDs Rushing	17	4
PASSING YARDAGE	265	580
Comp-Att-Int	16-42-1	50-97-10
Average Per Pass	6.3	6.0
Average Per Catch	16.6	11.6
Average Per Game	66.2	145.0
TDs Passing	2	5
TOTAL OFFENSE	1333	1185
Total Plays	246	245
Average Per Play	5.4	4.8
Average Per Game	333.2	296.2
KICK RETURNS: #-Yards	8-102	20-418
PUNT RETURNS: #-Yards	3-33	3-34
INT RETURNS: #-Yards	10-239	1-35
KICK RETURN AVERAGE	12.8	20.9
PUNT RETURN AVERAGE	11.0	11.3
INT RETURN AVERAGE	23.9	35.0
FUMBLES-LOST	14-3	9-4
PENALTIES-Yards	42-366	34-281
Average Per Game	91.5	70.2
PUNTS-Yards	11-421	9-226
Average Per Punt	38.3	25.1
Net punt average	35.2	21.4
KICKOFFS-Yards	25-1313	11-467
Average Per Kick	52.5	42.5
Net kick average	33.4	31.4
TIME OF POSSESSION/Game	22:23	25:20
3RD-DOWN Conversions	19/46	19/45
3rd-Down Pct	41%	42%
4TH-DOWN Conversions	7/13	3/15
4th-Down Pct	54%	20%
SACKS BY-Yards	6-49	6-49
MISC YARDS	-14	0
TOUCHDOWNS SCORED	21	9
FIELD GOALS-ATTEMPTS	0-1	1-1
ON-SIDE KICKS	0-0	0-3
RED-ZONE SCORES	(14-16) 88%	(10-16) 63%
RED-ZONE TOUCHDOWNS	(14-16) 88%	(9-16) 56%
PAT-ATTEMPTS	(18-20) 90%	(2-5) 40%
ATTENDANCE	4000	3200
Games/Avg Per Game	2/2000	2/1600
Neutral Site Games		0/0

Score by Quarters	1st	2nd	3rd	4th	OT	Total
St. Joseph	34	35	28	49	0	146
Opponents	9	20	15	21	0	65



2021 St. Joseph Bears Football  
 St. Joseph Overall Individual Statistics (as of Sep 19, 2021)  
 All games



Rushing	gp	att	gain	loss	net	avg	td	lg	avg/g
Trey McGinnis	4	60	325	2	323	5.4	6	33	80.8
Joron Brown	4	35	237	3	234	6.7	5	44	58.5
Matthew Lanier	4	34	246	43	203	6.0	3	46	50.8
Andrew Barlow	4	27	142	0	142	5.3	3	20	35.5
Thomas Moore	4	17	94	0	94	5.5	0	17	23.5
Preston Nichols	4	21	107	32	75	3.6	0	43	18.8
Eian Nelson	2	3	15	1	14	4.7	0	13	7.0
Derek Henriquez-Cruz	1	4	11	2	9	2.2	0	8	9.0
Riley Biggins	1	1	1	0	1	1.0	0	1	1.0
Team	2	2	0	27	-27	-13.5	0	0	-13.5
Total	4	204	1178	110	1068	5.2	17	46	267.0
Opponents	4	148	744	139	605	4.1	4	59	151.2

Passing	gp	effic	comp-att-int	pct	yds	td	lg	avg/g
Preston Nichols	4	123.23	9-23-0	39.1	191	1	43	47.8
Matthew Lanier	4	75.09	6-18-1	33.3	74	1	30	18.5
Hudson Lange	4	100.00	1-1-0	100.0	0	0	0	0.0
Total	4	102.05	16-42-1	38.1	265	2	43	66.2
Opponents	4	98.16	50-97-10	51.5	580	5	33	145.0

Receiving	gp	no.	yds	avg	td	lg	avg/g
Dylan Stevens	3	6	86	14.3	0	31	28.7
Joron Brown	4	5	75	15.0	1	43	18.8
Andrew Barlow	4	2	53	26.5	0	37	13.2
Trey McGinnis	4	2	21	10.5	0	15	5.2
Preston Nichols	4	1	30	30.0	1	30	7.5
Total	4	16	265	16.6	2	43	66.2
Opponents	4	50	580	11.6	5	33	145.0

Punt Returns	no.	yds	avg	td	lg
Hudson Lange	2	20	10.0	0	20
Caleb Garey	1	13	13.0	0	0
Trey McGinnis	0	0	0.0	1	0
Total	3	33	11.0	1	20
Opponents	3	34	11.3	0	26

Interceptions	no.	yds	avg	td	lg
Preston Nichols	3	15	5.0	0	15
Hudson Lange	3	104	34.7	0	44
Trey McGinnis	2	57	28.5	1	57
Brystun Mayberry	1	33	33.0	0	33
Cole Lakin	1	30	30.0	0	30
Total	10	239	23.9	1	57
Opponents	1	35	35.0	0	35

Kick Returns	no.	yds	avg	td	lg
Trey McGinnis	4	46	11.5	0	42
Caleb Garey	2	43	21.5	0	25
Hudson Lange	1	20	20.0	0	20
Andrew Barlow	1	-7	-7.0	0	0
Total	8	102	12.8	0	42
Opponents	20	418	20.9	0	90

Fumble Returns	no.	yds	avg	td	lg
Total	0	0	0.0	0	0
Opponents	0	0	0.0	0	0



2021 St. Joseph Bears Football  
 St. Joseph Overall Individual Statistics (as of Sep 19, 2021)  
 All games



Scoring	td	fg	PAT				dxp	saf	pts
			kick	rush	rcv	pass			
Trey McGinnis	8	-	-	-	-	-	-	-	48
Joron Brown	6	-	-	-	-	-	-	-	36
Andrew Barlow	3	-	-	-	-	-	-	-	18
Matthew Lanier	3	-	-	-	-	-	-	-	18
Max Taylor	-	0-1	16-18	-	-	-	-	-	16
Preston Nichols	1	-	-	-	-	-	-	-	6
Thomas Moore	-	-	-	1-1	-	-	-	-	2
Rusty Klaer	-	-	2-2	-	-	-	-	-	2
Total	21	0-1	18-20	1-1	-	-	-	-	146
Opponents	9	1-1	2-5	1-2	2	2-2	-	-	65

Total Offense	g	plays	rush	pass	total	avg/g
Trey McGinnis	4	60	323	0	323	80.8
Matthew Lanier	4	52	203	74	277	69.2
Preston Nichols	4	44	75	191	266	66.5
Joron Brown	4	35	234	0	234	58.5
Andrew Barlow	4	27	142	0	142	35.5
Thomas Moore	4	17	94	0	94	23.5
Eian Nelson	2	3	14	0	14	7.0
Derek Henriquez-Cruz	1	4	9	0	9	9.0
Riley Biggins	1	1	1	0	1	1.0
Team	2	2	-27	0	-27	-13.5
Total	4	246	1068	265	1333	333.2
Opponents	4	245	605	580	1185	296.2

Field Goals	fg	pct.	01-19	20-29	30-39	40-49	50-99	lg	blk
Max Taylor	0-1	0.0	0-0	0-1	0-0	0-0	0-0	0	1

FG Sequence	St. Joseph	Opponents
Mattawan	-	-
Battle Creek Central	-	-
Portage Northern	27	(27)
Kalamazoo Central	-	-
Okemos	-	-
Portage Central	-	-
Lakeshore	-	-
Chelsea	-	-
B.C. Lakeview	-	-

Punting	no.	yds	avg	lg	tb	fc	i20	50+	blk
Max Taylor	11	421	38.3	52	0	4	2	1	0
Total	11	421	38.3	52	0	4	2	1	0
Opponents	9	226	25.1	47	0	3	1	0	1

Kickoffs	no.	yds	avg	tb	ob	retn	net	ydIn
Max Taylor	25	1313	52.5	3	2			
Total	25	1313	52.5	3	2	20.9	33.4	26
Opponents	11	467	42.5	1	0	12.8	31.4	28

Numbers in (parentheses) indicate field goal was made.



2021 St. Joseph Bears Football  
St. Joseph Overall Individual Statistics (as of Sep 19, 2021)  
All games



All Purpose	g	rush	rcv	pr	kr	ir	total	avg/g
Trey McGinnis	4	323	21	0	46	57	447	111.8
Joron Brown	4	234	75	0	0	0	309	77.2
Matthew Lanier	4	203	0	0	0	0	203	50.8
Andrew Barlow	4	142	53	0	-7	0	188	47.0
Hudson Lange	4	0	0	20	20	104	144	36.0
Preston Nichols	4	75	30	0	0	15	120	30.0
Thomas Moore	4	94	0	0	0	0	94	23.5
Dylan Stevens	3	0	86	0	0	0	86	28.7
Caleb Garey	4	0	0	13	43	0	56	14.0
Brystun Mayberr	4	0	0	0	0	33	33	8.2
Cole Lakin	4	0	0	0	0	30	30	7.5
Eian Nelson	2	14	0	0	0	0	14	7.0
Derek Henriquez	1	9	0	0	0	0	9	9.0
Riley Biggins	1	1	0	0	0	0	1	1.0
Team	2	-27	0	0	0	0	-27	-13.5
Total	4	1068	265	33	102	239	1707	426.8
Opponents	4	605	580	34	418	35	1672	418.0



2021 St. Joseph Bears Football  
 St. Joseph Overall Defensive Statistics (as of Sep 19, 2021)  
 All games



#	Defensive Leaders	gp	Tackles				tfl/yds	Sacks		Pass defense			Fumbles		blkd	
			ua	a	tot			no-yds	int-yds	brup	qbh	rcv-yds	ff	kick	saf	
7	Hudson Lange	4	23	8	31	.	.	.	3-104	2	1	.	.	.	1	.
11	Malik Immoos	4	15	12	27	7-37	3-27	.	.	4	1	2-0	2	.	.	.
6	Joron Brown	4	13	5	18	3-8	1-1	.	.	.	2	.	.	.	.	.
3	Troy Sims	4	13	3	16	1-1	.	.	.	1	.	1-0	.	.	.	.
77	Joey Sicurello	4	7	8	15	4-3	1-2	.	.	.	.	.	.	.	.	.
31	Julius Davis	3	12	3	15	1-6	.	.	.	.	.	.	1	.	.	.
12	Cole Lakin	4	10	5	15	.	.	.	1-30	.	.	.	.	.	1	.
27	Andrew Barlow	4	11	3	14	3-18	.	.	.	.	.	1-0	1	.	.	.
65	Nate Sparkman	4	7	4	11	2-4	.	.	.	.	.	.	.	.	.	.
10	Brystun Mayberry	4	8	2	10	.	.	.	1-33	3	.	.	.	.	.	.
50	TJ Broderick	4	6	3	9	3-20	2-19	.	.	.	.	.	.	.	.	.
51	Marios Alexander	4	4	3	7	1-1	.	.	.	.	.	.	.	.	.	.
5	Caleb Garey	4	5	2	7	.	.	.	.	.	.	.	.	.	1	.
4	Trey McGinnis	4	5	.	5	.	.	.	2-57	.	.	.	.	.	.	.
42	Rabah Jaffal	1	1	3	4	.	.	.	.	.	.	.	.	.	.	.
22	Elijah Turner	1	2	.	2	.	.	.	.	.	1	.	.	.	.	.
55	Gerald Capaccio	2	2	.	2	1-1	.	.	.	.	.	.	.	.	.	.
15	Eian Nelson	2	2	.	2	.	.	.	.	.	.	.	.	.	.	.
20	Ben Zarotney	1	2	.	2	.	.	.	.	.	.	.	.	.	.	.
2	Preston Nichols	4	2	.	2	.	.	.	3-15	.	.	.	.	.	.	.
79	Rusty Klaer	2	1	.	1	.	.	.	.	.	.	.	.	.	.	.
17	Jackson Lane	1	1	.	1	.	.	.	.	.	.	.	.	.	.	.
76	Camden King	1	.	1	1	.	.	.	.	.	.	.	.	.	.	.
63	Matt Golladay	1	.	1	1	.	.	.	.	.	.	.	.	.	.	.
78	Josh Nicholson	1	1	.	1	.	.	.	.	.	.	.	.	.	.	.
71	Caden Hankins	1	1	.	1	.	.	.	.	.	.	.	.	.	.	.
8	Dylan Stevens	3	1	.	1	.	.	.	.	.	.	.	.	.	.	.
14	Thomas Moore	4	1	.	1	.	.	.	.	.	.	.	.	.	.	.
87	Cole Toney	1	1	.	1	.	.	.	.	.	.	.	.	.	.	.
16	Hunter Hall	2	1	.	1	.	.	.	.	.	.	.	.	.	.	.
	TM Team	2	.	.	.	.	.	.	.	.	.	.	.	.	1	.
	Total	4	158	66	224	26-99	6-49	10-239	10	5	4-0	4	4	.	.	.
	Opponents	4	119	10	129	11-54	6-49	1-35	5	.	3-0	2	1	.	.	.





2021 St. Joseph Bears Football  
 St. Joseph Team Game-by-Game (as of Sep 19, 2021)  
 All games



TEAM STATISTICS

Date	Opponent	Rushing				Receiving				Passing				Kick Returns				Punt Returns				tot off
		no.	yds	td	lg	no.	yds	td	lg	cmp-att-int	yds	td	lg	no.	yds	td	lg	no.	yds	td	lg	
08/27/2021	MATTAWAN	56	325	5	46	1	29	0	29	1-6-1	29	0	29	3	46	0	42	2	20	0	20	354
09/02/2021	at Battle Creek Central	53	426	7	44	7	147	1	43	7-11-0	147	1	43	2	20	0	20	1	13	1	0	573
09/10/2021	PORTAGE NORTHERN	48	156	2	22	5	59	1	30	5-12-0	59	1	30	1	25	0	25	0	0	0	0	215
09/17/2021	at Kalamazoo Central	47	161	3	14	3	30	0	17	3-13-0	30	0	17	2	11	0	18	0	0	0	0	191
St. Joseph		204	1068	17	46	16	265	2	43	16-42-1	265	2	43	8	102	0	42	3	33	1	20	1333
		148	605	4	59	50	580	5	33	50-97-10	580	5	33	20	418	0	90	3	34	0	26	1185

Games: 4 • Avg/rush: 5.2 • Avg/catch: 16.6 • Pass effic: 102.05 • KR avg: 12.8 • PR avg: 11.0 • All purpose avg/game: 426.8 • Total offense avg/gm: 333.2

Date	Opponent	Tackles				Sacks	Fumble	Pass Defense			blkd	PAT Attempts			off			
		ua	a	total	tfl-yds	no-yds	ff	fr-yds	int-yds	qbh	brup	kick	kick	rush	rcv	saf	t/o	pts
08/27/2	MATTAWAN	33	22	55	4-14	0-0	1	0-0	2-74	4	4	2	4-5	0	0	0	0	34
09/02/2	at Battle Creek Central	48	12	60	4-10	1-7	1	2-0	0-0	1	6	1	8-9	0	0	0	13	62
09/10/2	PORTAGE NORTHERN	40	10	50	7-33	2-24	1	1-0	3-93	0	0	0	3-3	0	0	0	14	21
09/17/2	at Kalamazoo Central	37	22	59	11-42	3-18	1	1-0	5-72	0	0	1	3-3	1	0	0	22	29
St. Joseph		158	66	224	26-99	7-49	4	4-0	10-239	5	10	4	18-20	1	0	0	49	146
		119	10	129	11-54	7-49	2	3-0	1-35	0	5	1	2-5	1	2	0	3	65

Date	Opponent	Punting							Field Goals			Kickoffs						
		no.	yds	avg	long	blkd	tb	fc	50+	i20	md-att	long	blkd	no.	yds	avg	tb	ob
08/27/2	MATTAWAN	2	69	34.5	37	0	0	2	0	1	0-0	0	0	6	343	57.2	3	0
09/02/2	at Battle Creek Central	0	0	0.0	0	0	0	0	0	0	0-0	0	0	10	513	51.3	0	1
09/10/2	PORTAGE NORTHERN	4	143	35.8	52	0	0	2	1	0	0-1	0	1	4	185	46.2	0	1
09/17/2	at Kalamazoo Central	5	209	41.8	49	0	0	0	0	1	0-0	0	0	5	272	54.4	0	0
St. Joseph		11	421	38.3	52	0	0	4	1	2	0-1	0	1	25	1313	52.5	3	2
		9	226	25.1	47	1	0	3	0	1	1-1	27	0	11	467	42.5	1	0



2021 St. Joseph Bears Football  
 St. Joseph Game Superlatives (as of Sep 19, 2021)  
 All games



INDIVIDUAL GAME HIGHS

Rushes	20	Trey McGinnis at Kalamazoo Central (09/17/2021)
Yards Rushing	87	Trey McGinnis at Battle Creek Central (09/02/2021)
TD Rushes	3	Trey McGinnis at Battle Creek Central (09/02/2021)
Long Rush	46	Matthew Lanier vs Mattawan (08/27/2021)
Pass attempts	7	Matthew Lanier at Kalamazoo Central (09/17/2021)
Pass completions	4	Preston Nichols at Battle Creek Central (09/02/2021)
Yards Passing	118	Preston Nichols at Battle Creek Central (09/02/2021)
TD Passes	1	Preston Nichols at Battle Creek Central (09/02/2021)
	1	Matthew Lanier vs Portage Northern (09/10/2021)
Long Pass	43	Preston Nichols at Battle Creek Central (09/02/2021)
Receptions	3	Dylan Stevens at Battle Creek Central (09/02/2021)
Yards Receiving	53	Andrew Barlow at Battle Creek Central (09/02/2021)
TD Receptions	1	Joron Brown at Battle Creek Central (09/02/2021)
	1	Preston Nichols vs Portage Northern (09/10/2021)
Long Reception	43	Joron Brown at Battle Creek Central (09/02/2021)
Punts	5	Max Taylor at Kalamazoo Central (09/17/2021)
Punting Avg	41.8	Max Taylor at Kalamazoo Central (09/17/2021)
Long Punt	52	Max Taylor vs Portage Northern (09/10/2021)
Punts inside 20	1	Max Taylor vs Mattawan (08/27/2021)
	1	Max Taylor at Kalamazoo Central (09/17/2021)
Long Punt Return	20	Hudson Lange vs Mattawan (08/27/2021)
Long Kickoff Return	42	Trey McGinnis vs Mattawan (08/27/2021)
Tackles	9	Hudson Lange vs Mattawan (08/27/2021)
	9	Hudson Lange vs Portage Northern (09/10/2021)
	9	Hudson Lange at Kalamazoo Central (09/17/2021)
Sacks	2.0	Malik Immoos vs Portage Northern (09/10/2021)
Tackles For Loss	3.0	Malik Immoos vs Portage Northern (09/10/2021)
	3.0	Andrew Barlow at Kalamazoo Central (09/17/2021)
Interceptions	3	Preston Nichols at Kalamazoo Central (09/17/2021)



2021 St. Joseph Bears Football  
St. Joseph Game Superlatives (as of Sep 19, 2021)  
All games



TEAM GAME HIGHS

Rushes	56	vs Mattawan (08/27/2021)
Yards Rushing	426	at Battle Creek Central (09/02/2021)
Yards Per Rush	8.0	at Battle Creek Central (09/02/2021)
TD Rushes	7	at Battle Creek Central (09/02/2021)
Pass attempts	13	at Kalamazoo Central (09/17/2021)
Pass completions	7	at Battle Creek Central (09/02/2021)
Yards Passing	147	at Battle Creek Central (09/02/2021)
Yards Per Pass	13.4	at Battle Creek Central (09/02/2021)
TD Passes	1	at Battle Creek Central (09/02/2021)
	1	vs Portage Northern (09/10/2021)
Total Plays	64	at Battle Creek Central (09/02/2021)
Total Offense	573	at Battle Creek Central (09/02/2021)
Yards Per Play	9.0	at Battle Creek Central (09/02/2021)
Points	62	at Battle Creek Central (09/02/2021)
Sacks By	3	at Kalamazoo Central (09/17/2021)
First Downs	28	at Battle Creek Central (09/02/2021)
Penalties	13	vs Mattawan (08/27/2021)
Penalty Yards	118	at Battle Creek Central (09/02/2021)
Turnovers	2	vs Portage Northern (09/10/2021)
Interceptions By	5	at Kalamazoo Central (09/17/2021)
Punts	5	at Kalamazoo Central (09/17/2021)
Punting Avg	41.8	at Kalamazoo Central (09/17/2021)
Long Punt	52	vs Portage Northern (09/10/2021)
Punts inside 20	1	vs Mattawan (08/27/2021)
	1	at Kalamazoo Central (09/17/2021)
Long Punt Return	20	vs Mattawan (08/27/2021)



2021 St. Joseph Bears Football  
St. Joseph Game Superlatives (as of Sep 19, 2021)  
All games



OPPONENT INDIVIDUAL GAME HIGHS

Rushes	19	Blaine Rogers, vs Mattawan (08/27/2021)
Yards Rushing	101	Aseal Adon, at Battle Creek Central (09/02/2021)
TD Rushes	1	Blaine Rogers, vs Mattawan (08/27/2021)
	1	Aseal Adon, at Battle Creek Central (09/02/2021)
	1	Cincear Lewis, at Kalamazoo Central (09/17/2021)
	1	Travion Farris, at Kalamazoo Central (09/17/2021)
Long Rush	59	Cincear Lewis, at Kalamazoo Central (09/17/2021)
Pass attempts	37	Devoine Newton, at Battle Creek Central (09/02/2021)
Pass completions	22	Devoine Newton, at Battle Creek Central (09/02/2021)
Yards Passing	276	Devoine Newton, at Battle Creek Central (09/02/2021)
TD Passes	3	Devoine Newton, at Battle Creek Central (09/02/2021)
Long Pass	33	Andrew Keorkuni, vs Mattawan (08/27/2021)
Receptions	7	Melvin Nelson, at Battle Creek Central (09/02/2021)
Yards Receiving	76	Melvin Nelson, at Battle Creek Central (09/02/2021)
TD Receptions	1	Andrew Marucci, vs Mattawan (08/27/2021)
	1	Drew Atkinson, vs Mattawan (08/27/2021)
	1	Jessethan Coffe, at Battle Creek Central (09/02/2021)
	1	Nathaniel Rucke, at Battle Creek Central (09/02/2021)
	1	Melvin Nelson, at Battle Creek Central (09/02/2021)
Long Reception	33	Carter Schuring, vs Mattawan (08/27/2021)
Field Goals	1	Avery Kucharski, vs Portage Northern (09/10/2021)
Long Field Goal	27	Avery Kucharski, vs Portage Northern (09/10/2021)
Punts	2	Andrew Marucci, vs Mattawan (08/27/2021)
	2	TayShawn Vaughn, at Battle Creek Central (09/02/2021)
Punting Avg	41.5	TayShawn Vaughn, at Battle Creek Central (09/02/2021)
Long Punt	47	TayShawn Vaughn, at Battle Creek Central (09/02/2021)
Punts inside 20	1	TayShawn Vaughn, at Battle Creek Central (09/02/2021)
Long Punt Return	26	Cincear Lewis, at Kalamazoo Central (09/17/2021)
Long Kickoff Return	90	Jayden Myers, vs Portage Northern (09/10/2021)
Tackles	9	Xavior Tyus, vs Portage Northern (09/10/2021)
Sacks	2.0	J. Laskarides, vs Portage Northern (09/10/2021)
	2.0	Arman Harris, vs Portage Northern (09/10/2021)
Tackles For Loss	2.0	J. Laskarides, vs Portage Northern (09/10/2021)
	2.0	Arman Harris, vs Portage Northern (09/10/2021)
Interceptions	1	Landon Berchiat, vs Mattawan (08/27/2021)



2021 St. Joseph Bears Football  
St. Joseph Game Superlatives (as of Sep 19, 2021)  
All games



OPPONENT TEAM GAME HIGHS

Rushes	44	at Kalamazoo Central (09/17/2021)
Yards Rushing	221	at Kalamazoo Central (09/17/2021)
Yards Per Rush	5.0	at Kalamazoo Central (09/17/2021)
TD Rushes	2	at Kalamazoo Central (09/17/2021)
Pass attempts	37	at Battle Creek Central (09/02/2021)
Pass completions	22	at Battle Creek Central (09/02/2021)
Yards Passing	276	at Battle Creek Central (09/02/2021)
Yards Per Pass	7.5	at Battle Creek Central (09/02/2021)
TD Passes	3	at Battle Creek Central (09/02/2021)
Total Plays	71	at Battle Creek Central (09/02/2021)
Total Offense	434	at Battle Creek Central (09/02/2021)
Yards Per Play	6.1	at Battle Creek Central (09/02/2021)
Points	30	at Battle Creek Central (09/02/2021)
Sacks By	3	vs Portage Northern (09/10/2021)
First Downs	29	at Battle Creek Central (09/02/2021)
Penalties	14	at Kalamazoo Central (09/17/2021)
Penalty Yards	116	at Kalamazoo Central (09/17/2021)
Turnovers	6	at Kalamazoo Central (09/17/2021)
Interceptions By	1	vs Mattawan (08/27/2021)
Punts	4	at Battle Creek Central (09/02/2021)
Punting Avg	26.5	vs Mattawan (08/27/2021)
Long Punt	47	at Battle Creek Central (09/02/2021)
Punts inside 20	1	at Battle Creek Central (09/02/2021)
Long Punt Return	26	at Kalamazoo Central (09/17/2021)





2021 St. Joseph Bears Football  
 St. Joseph Red-Zone Results (as of Sep 19, 2021)  
 All games



St. Joseph Inside Opponent Red-Zone

Date	Opponent	Score	Times In RZ	Times Scored	Total Pts	Rush TDs	Pass TDs	FGs Made	Failed to score inside RZ						
									FGA	Down	Int	Fumb	Half	Game	
08/27/2021	MATTAWAN	W 34-19	3	3	21	3	3	0	0	0	0	0	0	0	0
09/02/2021	at Battle Creek Central	W 62-30	7	6	42	6	6	0	0	0	1	0	0	0	0
09/10/2021	PORTAGE NORTHERN	W 21-3	3	2	14	2	2	0	0	1	0	0	0	0	0
09/17/2021	at Kalamazoo Central	W 29-13	3	3	21	3	3	0	0	0	0	0	0	0	0
09/24/2021	OKEMOS														
10/01/2021	at Portage Central														
10/08/2021	LAKESHORE														
10/15/2021	at Chelsea														
10/22/2021	B.C. LAKEVIEW														
Totals			16	14	98	14	14	0	0	1	1	0	0	0	0
14 of 16 (87.5%)															

Opponents Inside St. Joseph Red-Zone

Date	Opponent	Score	Times In RZ	Times Scored	Total Pts	Rush TDs	Pass TDs	FGs Made	Failed to score inside RZ						
									FGA	Down	Int	Fumb	Half	Game	
08/27/2021	MATTAWAN	W 34-19	6	3	19	3	1	2	0	0	2	1	0	0	0
09/02/2021	at Battle Creek Central	W 62-30	4	4	30	4	1	3	0	0	0	0	0	0	0
09/10/2021	PORTAGE NORTHERN	W 21-3	3	1	3	0	0	1	0	0	2	0	0	0	0
09/17/2021	at Kalamazoo Central	W 29-13	3	2	13	2	2	0	0	0	0	1	0	0	0
09/24/2021	OKEMOS														
10/01/2021	at Portage Central														
10/08/2021	LAKESHORE														
10/15/2021	at Chelsea														
10/22/2021	B.C. LAKEVIEW														
Totals			16	10	65	9	4	5	1	0	4	2	0	0	0
10 of 16 (62.5%)															



2021 St. Joseph Bears Football  
 St. Joseph Team Game-by-Game Comparison (as of Sep 19, 2021)  
 All games



Opponent	Score	First Downs				Rushing Number-Yards	Passing		Total Offense Plays-Yards	Return Yards	Turn- Overs
		Total	Rush	Pass	Pen		Comp-Att-Int	Yards			
MATTAWAN	34 - 19	18 / 18	17 / 8	1 / 7	0 / 3	56-325 / 35-121	1-6-1 / 16-33-2	29 / 163	62-354 / 68-284	140 / 138	1 / 2
Battle Creek Central	62 - 30	28 / 29	21 / 11	4 / 14	3 / 4	53-426 / 34-158	7-11-0 / 22-37-0	147 / 276	64-573 / 71-434	33 / 102	0 / 2
PORTAGE NORTHERN	21 - 3	14 / 13	11 / 8	2 / 3	1 / 2	48-156 / 35-105	5-12-0 / 8-16-3	59 / 89	60-215 / 51-194	118 / 113	2 / 4
Kalamazoo Central	29 - 13	14 / 13	11 / 10	1 / 2	2 / 1	47-161 / 44-221	3-13-0 / 4-11-5	30 / 52	60-191 / 55-273	83 / 134	1 / 6
OKEMOS											
Portage Central											
LAKESHORE											
Chelsea											
B.C. LAKEVIEW											
Totals	146 - 65	74 / 73	60 / 37	8 / 26	6 / 10	204-1068 / 148-605	16-42-1 / 50-97-10	265 / 580	246-1333 / 245-1185	374 / 487	4 / 14

Opponent	3rd Down Conversions	4th Down Conversions	Time of Possession	TOP Margin	Avg Yds/Rush	Avg Yds/Pass	Avg Yds/Play	Punting Number-Avg	Penalties Number-Yards	Sacks
Battle Creek Central	4-9 / 7-11	3-5 / 0-0	22:33 / 25:27	-2:54	8.0 / 4.6	13.4 / 7.5	9.0 / 6.1	0-0.0 / 4-24.8	11-118 / 13-87	1 / 0
PORTAGE NORTHERN	5-13 / 2-9	1-1 / 0-4	22:30 / 24:23	-1:53	3.2 / 3.0	4.9 / 5.6	3.6 / 3.8	4-35.8 / 2-25.5	10-68 / 5-62	2 / 3
Kalamazoo Central	5-14 / 5-11	3-4 / 1-4	22:01 / 25:59	-3:58	3.4 / 5.0	2.3 / 4.7	3.2 / 5.0	5-41.8 / 1-23.0	8-75 / 14-116	3 / 2
OKEMOS										
Portage Central										
LAKESHORE										
Chelsea										
B.C. LAKEVIEW										
Totals	19-46 / 19-45	7-13 / 3-15	89:34 / 101:19	-11:45	5.2 / 4.1	6.3 / 6.0	5.4 / 4.8	11-38.3 / 9-25.1	42-366 / 34-281	6 / 6

Note: Game totals are displayed in the format TEAM/OPPONENT for each category



2021 St. Joseph Bears Football  
St. Joseph By-Quarter Statistics (as of Sep 19, 2021)  
All games



3rd-Down Conversions

Date	Opponent	Score	Overall	1st Qtr	2nd Qtr	3rd Qtr	4th Qtr	Overtime
08/27/2021	MATTAWAN	W 34-19	5-10 50.0	0-2 0.0	3-3 100.0	0-1 0.0	2-4 50.0	
09/02/2021	at Battle Creek Central	W 62-30	4-9 44.4	2-3 66.7	0-1 0.0	1-3 33.3	1-2 50.0	
09/10/2021	PORTAGE NORTHERN	W 21-3	5-13 38.5	1-5 20.0	2-3 66.7	0-1 0.0	2-4 50.0	
09/17/2021	at Kalamazoo Central	W 29-13	5-14 35.7	0-2 0.0	1-4 25.0	1-4 25.0	3-4 75.0	
09/24/2021	OKEMOS							
10/01/2021	at Portage Central							
10/08/2021	LAKESHORE							
10/15/2021	at Chelsea							
10/22/2021	B.C. LAKEVIEW							
	St. Joseph		19-46 41.3	3-12 25.0	6-11 54.5	2-9 22.2	8-14 57.1	0-0 0.0
	Opponents		19-45 42.2	7-12 58.3	7-17 41.2	3-7 42.9	2-9 22.2	0-0 0.0

4th-Down Conversions

Date	Opponent	Score	Overall	1st Qtr	2nd Qtr	3rd Qtr	4th Qtr	Overtime
08/27/2021	MATTAWAN	W 34-19	0-3 0.0	0-1 0.0	0-0 0.0	0-0 0.0	0-2 0.0	
09/02/2021	at Battle Creek Central	W 62-30	3-5 60.0	1-1 100.0	0-1 0.0	1-1 100.0	1-2 50.0	
09/10/2021	PORTAGE NORTHERN	W 21-3	1-1 100.0	1-1 100.0	0-0 0.0	0-0 0.0	0-0 0.0	
09/17/2021	at Kalamazoo Central	W 29-13	3-4 75.0	0-0 0.0	0-1 0.0	2-2 100.0	1-1 100.0	
09/24/2021	OKEMOS							
10/01/2021	at Portage Central							
10/08/2021	LAKESHORE							
10/15/2021	at Chelsea							
10/22/2021	B.C. LAKEVIEW							
	St. Joseph		7-13 53.8	2-3 66.7	0-2 0.0	3-3 100.0	2-5 40.0	0-0 0.0
	Opponents		3-15 20.0	0-1 0.0	2-6 33.3	0-2 0.0	1-6 16.7	0-0 0.0

Time of Possession

Date	Opponent	Score	Overall	1st Qtr	2nd Qtr	3rd Qtr	4th Qtr	Overtime
08/27/2021	MATTAWAN	W 34-19	22:30	2:54	6:48	6:43	6:05	
09/02/2021	at Battle Creek Central	W 62-30	22:33	6:16	3:31	5:58	6:48	
09/10/2021	PORTAGE NORTHERN	W 21-3	22:30	7:36	5:00	2:48	7:06	
09/17/2021	at Kalamazoo Central	W 29-13	22:01	3:41	4:02	7:01	7:17	
09/24/2021	OKEMOS							
10/01/2021	at Portage Central							
10/08/2021	LAKESHORE							
10/15/2021	at Chelsea							
10/22/2021	B.C. LAKEVIEW							
	St. Joseph	Total	89:34	20:27	19:21	22:30	27:16	0:00
		Avg.	22:23	5:06	4:50	5:37	6:49	0:00
	Opponents	Total	101:19	27:33	28:39	25:30	19:37	0:00
		Avg.	25:19	6:53	7:09	6:22	4:54	0:00