

BEARS GAMEDAY



SOUTHWESTERN MICHIGAN ATHLETIC CONFERENCE

2025 ST. JOSEPH BEARS FOOTBALL

Week 7 – Friday, October 10, 2025 – 7:00 p.m. – Steve Upton Field at Dickinson Stadium

2025 Season Schedule	
	Friday, 8/29/25 - LOSS 18-28 at Niles Vikings Viking Stadium
	Friday, 9/5/25 - LOSS 37-40 Edwardsburg Eddie Steve Upton Field at Dickinson Stadium
	Friday, 9/12/25 - WIN 51-25 at Kalamazoo Loy Norrix Knights Griffith Stadium
	Friday, 9/19/25 - WIN 46-7 Gull Lake Blue Devils Steve Upton Field at Dickinson Stadium
	Friday, 9/26/25 - WIN 35-14 Lakeshore Lancers Steve Upton Field at Dickinson Stadium
	Friday, 10/3/25 - LOSS 36-42 at Portage Northern Huskies Huskie Stadium
	Friday, 10/10/25 - 7:00 PM Mattawan Wildcats Steve Upton Field at Dickinson Stadium
	Friday, 10/17/25 - 7:00 PM at Battle Creek Central Bearcats C.W. Post Field
	Friday, 10/24/25 - 7:00 PM Portage Central Mustangs Steve Upton Field at Dickinson Stadium

St. Joseph Bears Media	
FM Radio/Internet: News/Talk/Sports 94.9 WSJM wsjm.com / wsjmsports.com Joel Cordes (play by play) Bret Witkowski (analyst)	
Internet Only Audio: St. Joseph Bears Sports Network sjbearssports.com Jon Wallace (play by play) Kris Hickman (analyst)	
Home Video Stream: NFHS Network nfhsnetwork.com	
Print Media: The Herald Palladium theh-p.com	
Social Media: Facebook facebook.com/SJFootball Twitter/X twitter.com/stjoefootball Instagram @stjoefootball	
Special Welcome: Mattawan Wildcats Network	

ST. JOSEPH BEARS		MATTAWAN WILDCATS	
			
Team Record:		Team Record:	
3-3		2-4	
Conference Record: (SMAC-West)		Conference Record: (SMAC-West)	
1-1		1-2	
Enrollment:		Enrollment:	
921		1,334	
MHSAA Class/Football Division:		MHSAA Class/Football Division:	
A-D3		A-D2	
Last Game:		Last Game:	
10/03/25 L 36-42 at Portage Northern		10/03/25 W 42-31 vs. Lakeshore	
Head Coach:		Head Coach:	
Andrew Pratley 7 th season (48-22)		Jerry Schultz 2 nd season (9-8)	

ST. JOSEPH VS. MATTAWAN GAME NOTES

The Opening Drive:

St. Joseph returns home tonight looking for a bit of payback, not only after last week but last year. St. Joseph's 8 game winning streak against Mattawan was snapped last year with a 24-7 loss at Mattawan Stadium. St. Joseph still holds a 14-5 series advantage over the Wildcats. St. Joe has also won the last four games played here at Dickinson Stadium, overall St. Joe is 7-2 at home against Mattawan which includes the 2002 game played at Bridgman while Dickinson Stadium was under construction. Coach Andrew Pratley is 4-1 lifetime against Mattawan. The Bears have outscored Mattawan 525-343.

The Bears:

St. Joseph's 1000th football game turned into a furious late rally that fell just short, as the Bears dropped a 42-36 heartbreaker at No. 8 Portage Northern. After falling behind 26-0 midway through the third quarter, St. Joe's offense caught fire behind senior Ish Dixon, who ran for 111 yards and three touchdowns and also threw a 29-yard scoring strike to Nate Schmitt. Brayden Malone churned out 99 rushing yards to help power the comeback, and quarterback Caden LeClear hit Jace Hopkins for a 28-yard touchdown with just 14 seconds left to pull within six. But the early deficit — fueled by Keniel Ortiz's 211 rushing yards and three scores and Aireus Jackson's 102 yards and three touchdowns for the Huskies — proved too much to overcome, leaving the Bears 3-4 overall and 1-2 in SMAC West play after the milestone contest.

The Wildcats:

Mattawan powered its way to a 42-31 home win over Lakeshore, using big plays and timely turnovers to pull away. Quarterback Nolan Jominy set the tone early with a 54-yard touchdown pass to Patrick Dougherty and added an 11-yard scoring run to give the Wildcats a first-quarter lead. Dougherty finished with 119 receiving yards and two touchdown grabs, while Jominy threw for 148 yards and ran for 42 more without an interception. Mattawan's special teams struck in the third quarter when Blake Mahorney returned the opening kickoff 80 yards for a touchdown, and later Kaden Jominy sealed the game with a 23-yard pick-six in the final minutes.

It "Bears" Mentioning:

The St. Joe and Mattawan schedule has had a strange quirk over the last six seasons, the 2019 game and the 2020 games were scheduled at Mattawan, and while the 2020 game never was played due to COVID, it still was scheduled back-to-back years at Mattawan, however the 2021 and 2022 games were played at St. Joseph, and then again the 2023 and 2024 games were scheduled at Mattawan.

TEAM 110...

##	Name	Yr.	Pos	Ht	Wt
0	PHOENIX LIGNELL	12	FS	5'9	185
1	ISAAC CODDE	12	LB	6'0	210
2	HUDSON CORNING	11	QB	6'3	180
3	NICK REEVES	11	LB	5'9	170
4	ALEX HOCHSTETLER	11	LB	6'0	210
5	CADEN LECLEAR	11	QB/WR	5'10	165
6	JACE HOPKINS	12	WR	5'10	155
7	BRAYDEN MALONE	11	RB	5'8	170
8	NATE SCHMITT	11	SS/WR	6'1	190
9	GABE KING	10	RB/CB	5'10	180
10	ISH DIXON	10	RB	5'10	210
11	DOMINICK LIGNELL	11	LB	6'0	175
12	OLIVER BECKMANN	11	LB	6'0	175
13	CHASE JOHNSON	12	TE	6'0	215
14	WES HUDSON	11	CB	5'9	155
15	HARKEE SINGH	11	WR	5'10	150
16	LANDYNN PETERSON	11	CB	5'9	145
17	CORWIN KYLE	10	QB	5'11	125
18	DINERO MITCHELL	11	RB	5'10	180
19	ETHAN MELLOTT	9	QB	5'7	155
20	WARREN SCHRAMM	12	DE	6'0	185
21	KAVION BUCHANAN	11	CB	5'9	140
22	ELI KRAGT	11	TE/DE	6'3	255
23	JAMES ATTERBERRY	12	WR	5'8	155
24	LUCAS SILVA	11	CB	5'10	145
25	JOE ZAROTNEY	11	LB	5'10	170
26	KEEGAN LECLEAR	11	CB	5'6	130
27	JACKSON HUBER	12	DE	6'0	185
28	OWEN FILLMORE	10	DL	5'4	140
29	EVAN TJADER	10	RB	5'8	145
30	AJ LANNERT	10	LB	5'10	155
31	BECKON JARVIS	10	WR	5'8	125
32	BEN KNOFLACH	11	CB	5'8	150
33	AIDON LOWRY	10	LB	5'5	130
34	ETHAN WARSOW	11	LB	5'10	165
35	KAIDEN BISHOP	11	FS	5'9	145
36	CJ SCOTT	9	RB	5'7	155
37	BEAU PITCHER	9	DB	5'7	145
38	MITCHELL WRIGHT	10	FS	6'1	155
39	JAMARION WESTMAN	9	RB	5'8	140
40	JOSH SCHARICH	9	FS	5'10	160
42	GRAHAM GALSTERER	10	RB	5'10	150
43	CARSON STOTLER	11	RB	5'8	155

##	Name	Yr.	Pos	Ht	Wt
47	DREW CHRISTIE	10	LB	6'1	165
50	MILES PANICUCCI	10	LB	5'9	175
51	DONAVAN HORTON	10	DE	5'9	195
52	TYLER ERIKSON	12	C	5'10	220
53	EVAN BENNETT	9	G	6'2	240
54	URIJAH HOUGHTON	11	LB	5'11	160
55	EVAN MYERS	10	C	5'11	215
56	LIAM DUNLEAVY	11	T	5'10	230
58	RILEY HALVERSON	12	DL	5'10	185
60	JAVIER TORRES	10	G	5'9	240
61	RIVER SCUDDER	10	DL	5'10	160
63	LOUIS MARTINDALE	10	G	5'8	250
64	LUCAS FENRICK-CROMPTON	12	G	5'9	165
66	MICAH JHALA	12	G	5'7	225
68	KADEN GROTHOUS	11	T	6'4	220
70	SEAN MOSLEY	10	T	6'2	280
71	JACOB RICHARDS	12	T	6'1	310
73	ERIC GOTHBERG	9	C	6'2	275
74	COLLIN SAHS	11	G	6'2	280
75	MADDUX MURPHY	12	T	6'6	300
76	MASON MOREY	11	DT	5'8	225
77	BRADY SCHEBEL	12	T	6'1	220
78	TRENT WOLFE	9	T	6'3	200
79	JAYLAN NICHOLS	12	T	6'1	230
80	KAMARI BROWN	10	WR	5'5	130
81	ATHARV SAXENA	11	WR	5'10	155
83	KALE SILCOX	12	WR	6'0	150
84	GABE SIMONETTI	10	LB	5'11	180
85	LIAM McANDREW	11	TE	5'10	190
86	TRAVIS FLOYD	10	TE	6'4	180
87	AUSTIN BURNETTE	9	TE	5'10	160
89	BEN VARRIE	9	WR	6'2	155
90	NOAH TONEY	12	DL	5'10	195
91	LUKE KEUSCH	9	DE	5'8	165
92	STEVE OWILI	12	LB	5'9	180
93	DAVID SILVA	12	DL	5'9	240
94	SAM CHURCH	11	DE	5'9	150
95	ERIC VU	10	DT	5'7	175
96	ZION HEARD	10	DT	5'11	260
97	ELI NGUYEN	11	DT	5'10	250
98	JAMES ROMMEL	11	DE	6'4	170
99	CHASE PITCHER	11	DE	6'2	180

As of 9/25

ANDREW PRATLEY

HEAD COACH / OFFENSIVE COORDINATOR
(7TH SEASON)

ASSISTANTS:

SAM WALLACE
OFFENSIVE LINEMICHEAL PRATLEY
TIGHT ENDSJASON CATANIA
WIDE RECEIVERSTROY PRATLEY
QUARTERBACKSBOB YACK
RUNNING BACKS / HEAD JV COACHSTEVE GRAZIANO
ASSOCIATE HEAD COACH / DEFENSIVE
COORDINATOR / INSIDE LINEBACKERSGANDALF CHURCH
DEFENSIVE BACKSBEN JAGER
DEFENSIVE LINERICHARD HUGHEY
ALLIESSPECIAL TEAMS
AARON OLMSTEAD
LOGAN JONES
RYAN KLAERGABBY HARDY
ACADEMIC COACHFRESHMAN COACHES
BILL SHERMAN HEAD COACH
EVEN WILSON DEFENSIVE COORDINATOR
KEN KLEINHAMPLE
RUSTY KLAER

QUICK FACTS...

Series History: St. Joe leads 14-5 (0.737) St. Joseph points: 525 Mattawan points: 343 Games Decided by 3 Points or Less: SJ 2-0 ... by 7 Points or Less: SJ 4-0 ... by 10 Points or More: SJ 9-5 St. Joseph's Longest Winning Streak: 8 2016-2023 (no game in 2020) St. Joseph Longest Losing Streak: 2 (2x) 2005-2006, 2011-2012 Current St. Joseph Streak: Lost 1 Biggest St. Joe Win: 48 - SJ 55, MAT 7 (2009) Biggest St. Joe Loss: 35 – MAT 49, SJ 14 (2012) Last St. Joe Home Win: 2022 (34-14) Last St. Joe Road Win: 2023 (15-13) Last Mattawan Home Win: 2024 (24-7) Last Mattawan Road Win: 2011 (49-14)	Enrollment: 966 (Class A, Football Division 3) School Type: Public Superintendent: Kristen Bawks Assistant Superintendent: Amy Dirlam Principal: Joseph Rommel Assistant Principals: Allison Hoskins, Andrew Pratley Athletic Director/Assist. Principal: Kevin Guzzo Athletic Secretary: Jennifer Walters Nickname: Bears Colors: Maize and Blue Fight Song: St. Joseph Fight Song Conference: Southwest Michigan Athletic Conference, Charter member since 1931 First Year of Football Competition: 1913 All-Time Record: 581-385-34 (110 th season) *(No teams in 1916-18, influenza and WWI) State Titles: 0 Runner Up: 1, 1988 (Class B) S.M.A.C. Conference/Division Championships (Last): 39 (2024) Undefeated Seasons: (10) (1938, 71, 73, 80, 84, 86, 87, 88, 07, 08) Longest regular season winning streak: 37 - 9/26/86-9/30/89 Playoff Appearances: (25) – B:80,84,86,87,88; BB:90,96,97; 3:99,06,07,08,09,10,11,13,15,16,17,18,19,20,21,22,23,24 Retired Jersey's: 82 Rob Fredrickson (Class of 1989) – Jersey retired on January 5, 1999
--	--

THE BEARS WHEN...

Overall Record:	3-3 (0.500)
Home Record:	2-1 (0.667)
Road Record:	1-2 (0.333)
Neutral Site Record:	0-0 (0.000)
Non-Conference Record:	0-2 (0.000)
Conference Record:	3-1 (0.750)
Division Record:	1-1 (0.500)
St. Joseph scores first:	3-1 (0.750)
Opponent scores first:	0-2 (0.000)
Scoring 21 points or more:	3-2 (0.600)
Scoring 20 points or less:	0-1 (0.000)
Allowing 21 points or more:	1-3 (0.250)
Allowing 20 points or less:	2-0 (1.000)
Leading at the half:	3-0 (1.000)
Tied at the half:	0-0 (0.000)
Trailing at the half:	0-3 (0.000)
Leading after 3 quarters:	3-0 (1.000)
Tied after 3 quarters:	0-0 (0.000)
Trailing after 3 quarters:	0-3 (0.000)
Takeaways / Giveaways:	4/9 (-5)
Points scored off turnovers:	21
Points allowed off turnovers:	17
Points scoring on game opening drive:	6
Points allowed on game opening drive:	6
Scored on game opening drive:	2/6
Scored against on opening drive:	2/6

St. Joseph 2025 Opponents...


<i>Team</i>	<i>Record</i>	<i>%</i>
Niles	5-0	1.000
Edwardsburg	4-1	0.800
Kalamazoo Loy Norrix	1-4	0.200
Gull Lake	0-5	0.000
Lakeshore	1-4	0.200
Portage Northern	4-1	0.800
>Mattawan	1-4	0.200
Battle Creek Central	3-2	0.600
Portage Central	5-0	1.000

Opponents overall record: 31-23 (0.574)**St. Joseph Record:** 3-3 (0.500)**Mattawan 2025 Opponents...**

<i>Team</i>	<i>Record</i>	<i>%</i>
Vicksburg	3-1	0.750
Lowell	3-2	0.600
Portage Northern	1-4	0.200
Kalamazoo Loy Norrix	0-5	0.000
Portage Central	0-5	0.000
Lakeshore	3-2	0.600
>St. Joseph	5-0	1.000
Kalamazoo Central	1-4	0.200
Battle Creek Central	1-4	0.200

Opponents overall record: 32-22 (0.593)**Mattawan Record:** 2-4 (0.333)

ON THE SIDELINES...

Year	Coach	Record	ST. JOSEPH BEARS FOOTBALL COACHING HISTORY	Head Coach: Andrew Pratley
1913	Roy B Whitehead	3-4		
1914	Wilmot Berry	2-6		
1915	Eldridge Gerry	0-6-1		
1916-1918	No Teams			
1919-1920	Gordon Gabel	12-6-1		
1921-1931	Henry Howe	50-39-11		
1932	Fred Harrsen	1-7-1		
1933	Henry Howe	4-3-1 (54-42-12)		
1934-1935	Ronald Finch	12-3-2		
1936-1946	Harry Lee	53-31-5		
1947-1948	Jack Petosky	7-5-3		
1949-1950	Jay Eldred	8-8		
1951-1953	Walt Gephart	10-13-1		
1954-1963	Dick Higgs	43-31-7		
1964-1967	Willis Koontz	13-22		
1968-2001	Ivan "Ike" Muhlenkamp	211-110-1		
2002-2005	John Van Wagoner	7-29		
2006-2010	Elliot Uzelac	45-13		
2011-2018	Gandalf Church	53-28		
2019-	Andrew Pratley	48-22		
SAINT JOSEPH FIGHT SONG			Career Record: 125-96 (.566) St. Joseph Bears: 2019-present (48-22) 2019: 6-4 (4-1 SMAC West) 2020: 7-2 (4-1 SMAC) (SMAC Co Champs) 2021: 8-5 (4-3 SMAC) (District, Regional) 2022: 9-2 (7-0 SMAC) (SMAC) 2023: 6-4 (5-2 SMAC) 2024: 9-2 (3-1 SMAC West) (SMAC CO-Champs) 2025: 3-3 (1-1 SMAC West) Holland Dutch: 2013-2018 (17-38) 2013: 1-8 (1-4 OK-Green) 2014: 4-5 (1-4 OK-Green) 2015: 2-7 (1-4 OK-Green) 2016: 2-7 (0-6 OK-Green) 2017: 6-4 (4-2 OK-Green) 2018: 2-7 (0-6 OK-Green) West Branch Ogemaw Heights Falcons: 2012-2004 (60-37) 2004: 4-5 (3-2 NE Michigan) 2005: 7-4 (3-2 NE Michigan) 2006: 8-4 (3-2 NE Michigan) 2007: 8-3 (4-1 NE Michigan) 2008: 5-5 (2-2 NE Michigan) 2009: 11-2 (4-0 NE Michigan) 2010: 5-5 (2-1 NE Michigan) 2011: 4-5 (2-4 Big North) 2012: 8-4 (4-2 Big North)	

2025 SCHEDULE BREAKDOWN/RECAP...

	<p>Week 1 – Niles 28, St. Joseph 18 – Viking Stadium, Niles</p> <p>St. Joseph opened the season with a hard-fought 28-18 loss at Niles. The Bears grabbed an early lead on a short touchdown run by Hudson Corning and went back in front in the third quarter when Ish Dixon powered in from the 1-yard line. Niles responded with three straight touchdowns, including a 43-yard scoring pass and a 10-yard run to build a cushion. St. Joe battled back late as Caden LeClear connected with Nate Schmitt for a nine-yard touchdown, but it wasn't enough as the Bears fell to 0-1 despite totaling 284 yards of offense.</p>
	<p>Week 2 – Edwardsburg 40, St. Joseph 37 – Steve Upton Field at Dickinson Stadium</p> <p>St. Joseph came up just short in a wild shootout at Dickinson Stadium, falling to Edwardsburg 40-37. The Bears trailed 29-7 in the third quarter before rallying behind Ish Dixon, who ran for three touchdowns, including a pair in the second half. Hudson Corning threw for 217 yards and two scores, connecting with Caden LeClear for a 70-yard strike and Nate Schmitt for a 58-yard touchdown as part of the comeback bid. Despite outgaining the Eddies 405-382, St. Joe's late push wasn't enough, as Edwardsburg won for the win.</p>
	<p>Week 3 – St. Joseph 51, Kalamazoo Loy Norrix 25 – Griffith Stadium</p> <p>St. Joseph powered its way to a 51-25 win at Kalamazoo Loy Norrix to earn its first victory of the season. The Bears racked up 546 total yards, led by a dominant ground game that produced 440 rushing yards and six touchdowns. Ish Dixon ran for 148 yards and a score, while Caden LeClear added two rushing touchdowns and Ethan Mellott threw a 61-yard strike to Liam McAndrew before running in another. St. Joe's defense also came up big with three takeaways, helping the Bears improve to 1-2 on the year.</p>
	<p>Week 4 – St. Joseph 46, Gull Lake 7 - Steve Upton Field at Dickinson Stadium</p> <p>The St. Joseph Bears overpowered Gull Lake 46-7 at Dickinson Stadium, racking up 511 rushing yards and seven touchdowns. Ish Dixon scored three times and James Atterbery added two long touchdown runs, while Caden LeClear and Brayden Malone also found the end zone as St. Joe built a 46-0 lead after three quarters. Dominick Lignel's interception highlighted a strong defensive effort that held Gull Lake to 87 rushing yards, as the Bears improved to 10-0 all-time against the Blue Devils since 2006.</p>
	<p>Week 5 – St. Joseph 35, Lakeshore 14 - Steve Upton Field at Dickinson Stadium</p> <p>St. Joseph dominated longtime rival Lakeshore 35-14, fueled by a relentless ground game that rolled up 432 rushing yards at Dickinson Stadium. Ish Dixon powered the Bears early with 177 yards and two first-quarter touchdowns, while Caden LeClear added 149 yards and three scores — including back-to-back runs in the fourth quarter to put the game out of reach. The Bears' defense shut the Lancers out in the second half and grabbed a key interception, helping St. Joe open SMAC play 1-0 and improve to 3-2 overall.</p>
	<p>Week 6 – St. Joseph at Portage Northern - 7:00 pm – Huskie Stadium</p> <p>Despite scoring a touchdown on every second-half drive, St. Joe couldn't overcome a 26-0 deficit and fell to Portage Northern 42-36. Ish Dixon sparked the rally with 111 rushing yards, three touchdowns and a 29-yard scoring pass to Nate Schmitt, while Brayden Malone added 99 yards on the ground and Caden LeClear hit Jace Hopkins for a late 28-yard touchdown.</p>
	<p>Week 7 – Mattawan at St. Joseph - 7:00 pm - Steve Upton Field at Dickinson Stadium</p> <p>St. Joe will be looking to get even with their only blemish on the schedule last year when the Bears host Mattawan. The Bears will look to control the game with a physical ground attack and a disciplined defense that has been their foundation in recent years. Mattawan, is looking establish consistency and toughness as they continue building in a tough SMAC schedule.</p>
	<p>Week 8 – St. Joseph at Battle Creek Central - 7:00 pm – C. W. Post Field</p> <p>St. Joseph will look to lean on its veteran leadership and physical play as the Bears hit the road for a key SMAC test. Battle Creek Central, coming off back-to-back tough seasons, is hoping to show progress with a young but determined roster eager to challenge one of the league's more consistent programs.</p>
	<p>Week 9 – Portage Central at St. Joseph - 7:00 pm - Steve Upton Field at Dickinson Stadium</p> <p>St. Joseph and Portage Central meet in one of the SMAC's most anticipated matchups, a game that could once again decide the West Division title. Last year, the Bears edged out the Mustangs in a physical battle on their way to claiming the division crown. With both teams returning experienced lineups and expecting to contend for the top spot again, this showdown could be the pivotal game in shaping the SMAC West race.</p>

THE SMAC...



AROUND THE SMAC

Week 6 Wrap Up

**Portage Northern 42, St. Joseph 36 – Huskie Stadium, Portage**

Portage Northern built a commanding 26-0 lead and held off a furious St. Joseph comeback to win 42-36 in a thrilling SMAC West matchup that also marked the Bears' 1000th game in program history. The Huskies were powered by a dominant ground attack as Keniel Ortiz ran for 211 yards and three touchdowns, while Aireus Jackson added 102 yards and three more scores. St. Joseph roared back after halftime, scoring touchdowns on every second-half possession behind Ish Dixon's 111 rushing yards, three scores and a 29-yard touchdown pass to Nate Schmitt. Brayden Malone contributed 99 rushing yards, and quarterback Caden LeClear connected with Jace Hopkins for a 28-yard touchdown with just 14 seconds left to pull within six. But the early deficit proved too much to overcome as Portage Northern improves to 5-1 and 2-0 in SMAC-West play, while St. Joe fell to 3-3 overall and 1-1 in league play.

Mattawan 42, Lakeshore 31 – Mattawan Stadium, Mattawan

Mattawan used big plays and timely turnovers to outlast Lakeshore 42-31 in a high-scoring SMAC West battle. Quarterback Nolan Jominy led the Wildcats with 148 passing yards and three total touchdowns, including a 54-yard strike to Patrick Dougherty, who finished with 119 receiving yards and two scores. Blake Mahorney delivered a momentum-shifting 80-yard kickoff return for a touchdown to open the second half, and Kaden Jominy sealed the win with a 23-yard interception return late in the fourth quarter. Lakeshore kept it close behind quarterback Kaden Griffiths, who rushed for 175 yards and threw for 114 yards and three touchdowns, including two to Isaiah Timmons. But the Wildcats' special teams spark and opportunistic defense proved to be the difference as Mattawan improved to 2-4 and Lakeshore slipped to 1-5.

Portage Central 42, Kalamazoo Central 7 – Eugene S. Thomas Stadium, Kalamazoo

Portage Central overcame an early first-quarter deficit to dominate Kalamazoo Central 42-7 and stay unbeaten at 6-0. Cam Noe powered the Mustangs with 156 rushing yards and three touchdowns, including runs of 20, 7, and 33 yards, while Rylan McNally and Nolan Bloomquist each added short scoring runs in the opening quarter. Aidan Huber sealed the win with a 23-yard touchdown in the third, and Central's defense contributed with interceptions from Bloomquist and Charlie Jilek, who also had eight tackles and a fumble recovery. The Mustangs now prepare to host rival Portage Northern next week, while the Maroon Giants (3-3) will travel to Battle Creek Central.

Battle Creek Central 44, Gull Lake 24 – Richland Stadium, Richland

Battle Creek Central stayed atop the SMAC East with a 44-24 win over Gull Lake, using a dominant second half to pull away. After leading just 16-10 at halftime, the Bearcats erupted for 28 points after the break to improve to 3-0 in the division and 4-2 overall. Quarterback Lee Campbell Jr. returned from injury to throw for 137 yards and three touchdowns while rushing for 123 yards and two more scores, with Mubarrack Jubril adding 104 yards and a touchdown on the ground. Aaron Williams, Yoshua McDonald and Nazavion Anderson caught touchdown passes, while the BCC defense was led by Amir Luckett's nine tackles, Braylen McCoy's six stops and interception, and Jordan Roe's two sacks.

Kalamazoo Loy Norrix 48, Battle Creek Lakeview 18 – Spartan Memorial Stadium, Battle Creek

Loy Norrix snapped a three-game losing streak and improved to 2-4 with a 48-18 Southwestern Michigan Athletic Conference East Division win over Battle Creek Lakeview (0-6). The Knights' passing game shined as Jaylind Motton hauled in two touchdown receptions, while Sherrod White added another and Demetrius Bennett caught a score and also came up with an interception. David Jones contributed on the ground with a rushing touchdown to cap the offensive surge. For Lakeview, Austin Wildermuth scored twice and Isaiah Jackson added a touchdown, but the Spartans couldn't keep pace with Loy Norrix's balanced attack.

SMAC SCHEDULE – WEEK 7

*Mattawan at St. Joseph
 *Portage Northern at Portage Central
 *Battle Creek Lakeview at Lakeshore
 *Gull Lake at Kalamazoo Loy Norrix
 Kalamazoo Central at Battle Creek Central

*NFHS Video Broadcast

SMAC BROADCASTS**Mattawan at St. Joseph**

- News/Talk/Sports 94.9 WSJM, St. Joseph Bears Sports Network, Mattawan WildcatsNetwork

Battle Creek Lakeview at Lakeshore

- 97.5 The Lake WRRF-FM, Lancer Lancers Network,

Portage Northern at Portage Central

- Portage Northern Huskies Network, PCTV (YouTube)

West continues to dominate East

The SMAC West teams continue to dominate in their head to head matchups with the SMAC East schools. Last week, with Portage Central's 42-7 win at Kalamazoo Central, the SMAC West is a perfect 8-0 in games against the SMAC East so far this season. This week's cross division matchup is Battle Creek Lakeview at Lakeshore.

Rivalry night

Two of the SMAC's biggest rivalries will be played tonight. One at McCamley-Knight Stadium in Portage where Central hosts Northern, and the other at C.W. Post Field where the oldest rivalry west of the Allegheny river takes place at Battle Creek Central hosts Kalamazoo Central

SMAC OPPONENTS SEASON SCHEDULE, RESULTS, STANDINGS...



BATTLE CREEK CENTRAL BEARCATS C.W. Post Field Head Coach: Lorin Granger (14th season)	BATTLE CREEK LAKEVIEW SPARTANS Spartan Memorial Field Head Coach: Brett Vernon (3rd)	GULL LAKE BLUE DEVILS Richland Stadium Head Coach: Jalon Simpson (2nd)
08/28 – at Benton Harbor W 52-0 09/05 – at Lansing Everett L 29-36 09/12 – BATTLE CREEK LAKEVIEW W 39-13 09/19 – PORTAGE CENTRAL L 0-55 09/26 – at Kalamazoo Loy Norrix W 26-18 10/03 – at Gull Lake W 44-24 10/10 – KALAMAZOO CENTRAL 10/17 – ST. JOSEPH 10/24 – at Mattawan	08/28 – at Battle Creek Harper Creek L 0-42 09/05 – at Grand Ledge L 6-35 09/12 – at Battle Creek Central L 13-39 09/19 – PORTAGE NORTHERN L 28-50 09/26 – at Kalamazoo Central L 20-33 10/03 – KALAMAZOO LOY NORRIX L 18-48 10/10 – at Lakeshore 10/17 – at Portage Central 10/24 – GULL LAKE	08/28 – MARSHALL L 14-42 09/05 – COLDWATER L 8-38 09/12 – at Kalamazoo Central L 19-47 09/19 – at St. Joseph L 7-46 09/26 – PORTAGE NORTHERN L 0-48 10/03 – BATTLE CREEK CENTRAL L 24-44 10/10 – at Kalamazoo Loy Norrix 10/17 – LAKESHORE 10/24 – at Battle Creek Lakeview
KAL. CENTRAL MAROON GIANTS Eugene S. Thomas Stadium Head Coach: Michael Stanger (5th)	KALAMAZOO LOY NORRIX KNIGHTS Griffith Stadium Head Coach: Lorenzo Robertson (5th)	LAKESHORE LANCERS Kohn-Lehman Field at Al Stockman Stadium Head Coach: Danny Thompson (5th)
08/28 – at Jenison L 7-28 09/04 – at Detroit Renaissance W 37-0 09/12 – GULL LAKE W 47-19 09/19 – at Lakeshore L 6-27 09/26 – BATTLE CREEK LAKEVIEW W 33-20 10/03 – PORTAGE CENTRAL L 7-42 10/10 – at Battle Creek Central 10/17 – MATTAWAN 10/24 – at Kalamazoo Loy Norrix	08/28 – JACKSON NORTHWEST L 17-27 09/05 – at Grand Rapids Ottawa Hills W 37-8 09/12 – ST. JOSEPH L 25-51 09/19 – at Mattawan L 20-27 OT 09/26 – BATTLE CREEK CENTRAL L 18-26 10/03 – at Battle Creek Lakeview W 48-18 10/10 – GULL LAKE 10/17 – at Portage Northern 10/24 – KALAMAZOO CENTRAL	08/28 – at Grand Haven L 0-38 09/05 – NILES L 0-16 09/12 – at Portage Central L 0-57 09/19 – KALAMAZOO CENTRAL W 27-6 09/26 – at St. Joseph L 14-35 10/03 – at Mattawan L 31-42 10/10 – BATTLE CREEK LAKEVIEW 10/17 – at Gull Lake 10/24 – PORTAGE NORTHERN
MATTAWAN WILDCATS Wildcat Stadium Head Coach: Jerry Schultz (2nd)	PORTAGE CENTRAL MUSTANGS McCamley-Knight Field Head Coach: Mick Enders (16th)	PORTAGE NORTHERN HUSKIES Huskie Stadium Head Coach: Kurt Twichell (5th)
08/28 – at Vicksburg L 14-41 09/05 – LOWELL L 20-49 09/12 – at Portage Northern L 21-49 09/19 – KAL. LOY NORRIX W 27-20 OT 09/26 – at Portage Central L 3-46 10/03 – LAKESHORE W 42-31 10/10 – at St. Joseph 10/17 – at Kalamazoo Central 10/24 – BATTLE CREEK CENTRAL	08/28 – EAST LANSING W 45-0 09/05 – at GR Forest Hills Central W 41-0 09/12 – LAKESHORE W 57-0 09/19 – at Battle Creek Central W 55-0 09/26 – MATTAWAN W 36-3 10/03 – at Kalamazoo Central W 42-7 10/10 – PORTAGE NORTHERN 10/17 – BATTLE CREEK LAKEVIEW 10/24 – at St. Joseph	08/28 – ORCHARD LAKE ST. MARY'S L 0-41 09/05 – at Midland W 24-10 09/12 – MATTAWAN W 49-21 09/19 – at Battle Creek Lakeview W 50-28 09/26 – at Gull Lake W 48-0 10/03 – ST. JOSEPH W 42-36 10/10 – at Portage Central 10/17 – KALAMAZOO LOY NORRIX 10/24 – at Lakeshore
ST. JOSEPH BEARS Steve Upton Field at Dickinson Stadium Head Coach: Andrew Pratley (7th)	NILES VIKINGS Viking Stadium Head Coach: Scot Shaw (5th)	EDWARDSBURG EDDIES Leo Hoffman Field Head Coach: Dan Purlee (6th)
08/29 – at Niles L 18-28 09/05 – EDWARDSBURG L 37-40 09/12 – at Kalamazoo Loy Norrix W 51-25 09/19 – GULL LAKE W 46-7 09/26 – LAKESHORE W 35-14 10/03 – at Portage Northern 36-42 10/10 – MATTAWAN 10/17 – at Battle Creek Central 10/24 – PORTAGE CENTRAL	08/29 – ST. JOSEPH W 28-18 09/05 – at Lakeshore W 16-0 09/12 – at Paw Paw W 30-14 09/19 – OTSEGO W 57-27 09/26 – at Sturgis W 49-6 10/03 – THREE RIVERS W 49-0 10/10 – at Vicksburg 10/17 – PLAINWELL 10/24 – at Edwardsburg	08/28 – at McBain W 28-21 09/05 – at St. Joseph W 40-37 09/12 – at Sturgis W 42-13 09/18 – PAW PAW L 7-35 09/26 – OTSEGO W 29-26 10/03 – at Plainwell W 31-14 10/10 – THREE RIVERS 10/17 – at Vicksburg 10/24 – NILES
Other St. Joe opponents		

2025 SMAC Standings

SMAC West				SMAC East			
1	Portage Central	6-0	2-0	1	BC Central	4-2	3-0
2	Portage Northern	5-1	2-0	2	Kalamazoo Central	3-3	2-0
3	St. Joseph	3-3	1-1	3	Loy Norrix	2-4	1-1
4	Mattawan	2-3	1-2	4	Gull Lake	0-6	0-2
5	Lakeshore	1-5	0-3	5	BC Lakeview	0-6	0-3

MEDIA AND BROADCAST PARTNERS...

St. Joseph fans have multiple options to follow St. Joe Bears Football all year long.

NEWS/TALK/SPORTS 94.9 WSJM

Now in their 27th season, News/Talk/Sports 94.9 WSJM will again be the radio home to St. Joseph Bears football. Joel Cordes returns the voice of Bears football broadcasts, back alongside Joel will be former Bear player Bret Witkowski. WSJM's live feed is broadcast inside the stadium concourse, so fans don't have to miss any of the action while at the concession stand. The audio is also available on their website at wsjm.com as well as the WSJM app for Android and Apple devices, and fans can bring their radio's at Listen live in the stands

ST. JOSEPH BEARS SPORTS NETWORK

Now in its 5th season is the St. Joseph Bears Sports Network. In association with the St. Joe Athletic Department and highschoolstreaming.com, the St. Joseph Bears Sports Network is one of 11 school broadcast network to its lineup. The St. Joseph Bears Sports Network will be broadcast to not only varsity football games, both home and on the road, but select volleyball, wrestling, as well as boys and girls basketball, and boys and girls soccer this season. The website-based internet broadcasts will be on their website at sjbearssports.com. Jon Wallace will be on the call on the St. Joe Bears Sports Network with former Bear and Kris Hickman joining him as analyst.

NFHS NETWORK

Bears fans that are unable to be at Dickinson Stadium can still watch the games live, or even watch the games again thanks to the NFHS Network. The NFHS Network is the official video streaming provider for the MHSAA and most high school sports governing bodies in the country. Viewers must subscribe to the video streaming service for a monthly or yearly fee, and a portion of that fee is returned to the school. St. Joe has two NFHS Cameras at the high school, one located at Dickinson Stadium and the other in the Bear Den. This will allow nearly every athletic event taking place at either venue to be streamed online, and the camera is completely automatic and is not run by a camera operator. Plus the video features the live scoreboard on the bottom of the screen just as games on TV and the play by play of longtime radio partner News/Talk/Sports 94.9 WSJM. The NFHS Network can be viewed on your desktop or laptop computer by just visiting the website at www.nfhsnetwork.com, and you can also download the NFHS Network app for Apple or Android devices. In addition to St. Joe, the NFHS Network has similar cameras at a number of road venues, which can also be viewed by subscribers without any additional fee. In fact, you can watch games from any school that has an NFHS Network camera.

HERALD PALLADIUM

Game stories, previews, and reporting from the Herald Palladium continues to be part of the high school football experience and of Southwest Michigan High School Sports altogether. The Herald Palladium has been a staple at St. Joseph Bears Football games both home and in many cases, the road as well. Subscribers of the local newspaper in actual print or on their website heraldpalladium.com will get the stories from the games and full color photos of all the action.



THE RECORD BOOK...**Victories**

Consecutive, Regular Season only, No Ties

37 - 9/26/86-9/30/89

Consecutive Shutouts, No Ties

4 - 9/14-10/5/73 (Lakeshore, Muskegon

Catholic Central, Dowagiac, Loy Norrix)

3- 9/11-9/25/11 (Niles, Loy Norrix, Benton Harbor)

3 - 10/16-10/30/87 (Portage Northern, Kalamazoo Loy Norrix, South Haven)

3 - 9/26-10/10/86 (Benton Harbor, Portage Central, Niles)

Consecutive Winning Regular Seasons

11 - 1982-1992

10 - 2015-current

8 - 2006-2013

6 - 1994-1999

Ties

Lowest Scoring Tie Game

0- 9/30/55 vs. Grand Haven (0-0)

10/4/68 vs. K. Loy Norrix (0-0)

Highest Scoring Tie Game

40- October 11, 1963 vs. Niles (20-20)

Season

2 - 1963, 9/20 vs. Buchanan (6-6), 10/11 vs.

Niles (20-20)

2 - 1963, 9/21 vs. Buchanan (13-13), 9/28 vs.

Dowagiac (6-6)

Consecutive Ties

2 - 1963, 9/21 vs. Buchanan (13-13), 9/28 vs.

Dowagiac (6-6)

Last Tie Game

10/4/68 - SJ 0, KLN 0

Forfeit Wins

8/31/23 - vs. Detroit Henry Ford

8/27/04 - vs. Battle Creek Lakeview

Scoring

Game (min 50)

75 - SJ 75, Okemos 0 - 9/24/21

67 - SJ 67, BCC 35 - 9/19/08

62 - SJ 62, PN 49 - 9/30/22

62 - SJ 62, BCC 30 - 9/2/21

61 - SJ 61, KLN 14 - 10/25/85

59 - SJ 59, BH 8 - 10/3/14

59 - SJ 59, NIL 26 - 10/9/15

58 - SJ 58, SH 0 - 10/30/87

57 - SJ 57, GL 0 - 9/20/24

57 - SJ 57, SH 0 - 9/5/97

56 - SJ 56, KC 0 - 9/9/22

56 - SJ 56, GL 13 - 10/30/09

55 - SJ 55, BCC 12 - 10/20/23

55 - SJ 55, NIL 7 - 9/6/19

55 - SJ 55, KLN 6 - 9/21/18

55 - SJ 55, NIL 26 - 9/27/13

55 - SJ 55, KLN 7 - 9/17/10

55 - SJ 55, PN 0 - 10/16/87

55 - SJ 55, MAT 7 - 10/9/09

54 - SJ 54, GL 14 - 10/16/20

52 - SJ 52, GL 6 - 9/3/15

52 - SJ 52, BUC 7 - 11/7/58

Largest Margin of Victory

75 - SJ 75, Okemos 0 - 9/24/21

Lowest Scoring Win

2 - SJ 2, PC 0 - 10/4/85

Largest Loss

113 - South Bend 113, SJ 0 (10/18/1913)

Most points in a quarter

44 - 1st quarter at Gull Lake (9/20/24) W 57-0

Safeties in a game

2 - SJ 37, Marshall 7 - 8/27/10

Touchdowns in a game

11 - SJ 75, Okemos 0 - 9/24/21

Total Yards in a game (Passing & Rushing)

706 - 9/30/22 vs. Portage Northern

517 rushing/189 passing, 3rd highest in MHSAA History**Points Scored**

Year	Points Regular Season	Points Scored Overall	PPG Regular Season	PPG Overall
2008	344	389	38.22	35.36
1984	336	336	37.33	33.60
2024	323	364	35.89	33.10
1987	319	329	35.44	29.91
2009	310	392	34.44	32.67
2015	304	383	33.78	31.92
2021	303	405	33.67	31.15
1997	300	377	33.33	31.42
2007	281	410	31.22	31.54
1988	279	327	31.00	25.15
2022	277	277	39.57	39.57
2013	267	304	29.67	27.64
2010	259	303	28.78	27.55
2020*	176	263	29.33	29.22

*2020 only 6 game regular season due to COVID

Fewest Points Allowed -

Regular Season (under 80)

43 - 1986

59 - 1961

62 - 1971, 2007

64 - 1973

65 - 1974

71 - 1980

77 - 1962

79 - 1960

First Downs

171 - 2007

170 - 2022

Rushing Yards

2,993 - 2022

2,447 - 2024

2,272 - 2008

2,169 - 1987

Rushing Attempts

456 - 2022

429 - 2024

365 - 2017

358 - 2015

334 - 2008

333 - 2013

Passing Yards

1984 - 1984

Passing Attempts

232 - 2003

Passes Completed

102 - 1984

Fewest Yards Penalized

186 - 1978

Defense vs. Punt Return

-2 - 1987

Defense vs. Rush

484 - 1984

Defense vs. Pass

369 - 1995

Average Punt Return (Total Attempts)

20.0 (12) - 1994

Interceptions Allowed

18 - 1983

Fewest Interceptions by Opponents

1 (5 times) - 1988, 1989, 1990, 1991, 2010

Interceptions by

St. Joseph

19 (2 times) - 1968, 1969

Most Fumbles Lost

23 - 1969

Fewest Fumbles Lost

3 - 2002

4 - 2010

Most Punts

54 - 2003

Fewest Punts

7 - 2024

16 - 2008, 2022

17 - 2007

Most Blocked Punts

6 - 1983, 2008

Most Blocked Kicks (XP,FG,Punt)

9 - 2008

High Punt Average

42.8 - 1988

Kickoff Average

53.55 - 1999

Most Shutouts

4 (3 times) - 1984, 1985, 1986

THE RECORD BOOK (CONTINUED)

INDIVIDUAL RECORDS...

Passing

Attempts

231-Andy Schueneman (2003)

Completed

98- Ethan Schweir (2007)

Yards

1793-Mike Gillette (1984)

Yards per completion

22.8- Dennis Patzer (1970)

Fewest Interceptions

1-Ebon Sanders (1988)/Phelan (1991)

Touchdown Passes

19-Ethan Schweir (2007)

Longest Touchdown Pass

85-Davis Crossman to Blayke

Sicurello (11/1/24 vs. LKSH)

84-Caleb Wright to James Barber (2001)

Receptions

45-Steve Preston (1984)

Receptions (Game)

11-Dan Lafond (2003)

Reception Yards

909-Steve Preston (1984)

Average Per Reception

34.5-Paul Gibeau (1987)

Touchdown Receptions

14-Scott Blasko (1996)

Special Teams

PAT Percentage

100.0-Brett Virgil (2005)

100.0-Ryan Kitron (2011)

97.7-Max Taylor (2021)

93.8-Max Taylor (2022)

95.8-Mike Gillette (1984)

95.0-Josh Akins (2009)

94.6-Sean Akins (2015)

93.3-Brett Virgil (2006)

Most PAT's

45-Max Taylor (2022)

42-Max Taylor (2021)

38-Josh Akins (2009)

35-Mike Gillette (1984)/Brett Virgil (2007), Sean Akins (2015)

Longest PAT Run (2 point conversion)

24-Mark Nisbet (1971)

Field Goals (season)

9-Mike Gillette (1984)

9-Cullen Hoffman (2014)

9-Cullen Hoffman (2013)

9-Antonio Buhrfiend (2018)

Longest Field Goal

48-Brad Shushman (1999)

Longest Punt

71-Izak Ruddell (2016)

Kickoff Average

57.5-Cullen Hoffman (2013)

53.8-Sean Akins (2015)

53.6-Brad Shushman (1999)

53.4-Antonio Buhrfiend (2018)

Punt Average

45.3-Rusty Klaer (2024)

42.8-Gary Layton

Field Goal Percentage

100-Greg Phelan (1990)/Jeff Smith (1996)/Ethan Schweir (2006), Josh Akins (2009)

Longest Kickoff Return for Touchdown

95-Griffin Shinrock (10/23/2020)

95-Carl Scholz (11/14/1914)

94-Mike Ryan (10/25/1974)

Longest Punt Return for Touchdown

96-Keith Demchinski (1994)

Longest Fumble Return for Touchdown

99-Jones Rappette (9/22/23)

Blocked Punts For Touchdown

1-Franklin Gowdy (1919), Fred Fenrick (1959), Randy Johnston (1973), Jerry Jones (1977), Brian Kubicki (1989), Brandon Hobbs (1999), Andy Radde (1999), Ty Taylor (2010), Connor Robinson (2018), Briggs Mosher (2018), Hunter Kalamaros (2019), Trey McGinnis (2021)

Most Blocked Punts (season)

4-Doug Kubizna (1983),

Josh Weaver (2008)

Rushing

Yards (season)

1,290-Ryan Haynes (2017)

1,289-Jamaal Jackson (2009)

1,215-Anthony Dunning (2002)

Yards (game)

391 – Jack Turak (11/1/13)

(Playoffs vs. Sturgis (43 carries)

Attempts (Season)

235-Anthony Dunning (2002)

Attempts (Game)

43-Jack Turak (2013) vs. STG

40-Jack Turak (2013) vs. PC

39-Mike Ryan (1974) vs. PN

38-Henry Steele (1996) vs. KLN

Yards Per Carry Average

9.5 – Jamaal Jackson (2008)

7.5 – Justin Gambrell (2013)

7.5 – Tom Golba (1987)

Rushing Touchdowns (season)

21-Jamaal Jackson (2009)

18-Alex Smith (1980)/

Jason Sandusky (1992)/**Dylan**

Chapman (2024)

Rushing Touchdowns (game)

6-Drake Smith (2008) vs. BCC,

Dylan Chapman (2024) vs. LKSH

Offense

Total yards (rush/receiving)

1573-Gary Layton (1990)

Total Touchdowns (run/rec)

21-Jamaal Jackson (2009)

18-Alex Smith (1980)/

Jason Sandusky (1992)/ **Dylan**

Chapman (2024)

Scoring

Points (season)

139-Alex Smith (1980)

Defense

Tackles (season)

104-Bryan Brown (1978)

71-Isaac Codde (2024)

70-Andy Radde (1999)

Tackles (game)

22-Adam Baske (1997)

Sacks (game)

13-Jeff Morris (1982)

Interceptions (season)

8-Ebon Sanders (1989)

Interceptions for Touchdown

2-Frank Olson (1973)

Doug Lincoln (1973)

Chester Stines (1921)

CAREER RECORDS

Total Yards

3533-Mike Ryan (1972-1974)

Total Rushing Yards

2985-Alex Rutherford (2009-12)

2366-Mike Ryan (1972-1974)

Rushing Touchdowns

35-Alex Rutherford (2009-12)

Total Rushing Attempts

530-Alex Rutherford (2009-2012)

440-Gary Layton (1988-1990)

Total Passing Yards

3,055-Mike Gillette (1982-1984)

Total Passing Touchdowns

29-Mike Gillette (1982-84)

28-Ethan Schweir (2004-07)

Receptions

72-Steve Preston (1983-1984)

Touchdown Receptions

14-Steve Preston (1983-84)/

Scott Blasko (1995-96)

Reception Yards

1,368-Steve Preston (1983-1984)

Passes Attempted

376-Andy Schueneman (2002-2003)

Passing Percentage

63.5-Sean Guinane (2007-09)

60.4-Ethan Schweir (2004-07)

Interceptions

12-Mike Ryan (1972-1974)

Tackles

214-Bryan Brown (1977-1979)

PAT's Kicked

87-Max Taylor (2021-2022)

79-Brett Virgil (2005-2007)

Field Goals

19-Mike Gillette (1982-1984)

19-Cullen Hoffman (2012-2014)

Scoring

216-Alex Rutherford (2009-12)

212-Mike Ryan (1972-1974)

New record set in 2024

Cumulative records listed are regular season games only, playoff games do not count in record book, for season/career records.

Single game records are for season and playoff games

WHEN WAS THE LAST TIME...**St. Joe scored first...**

... and won	09/26/25 vs. Lakeshore	Won 35-14
... and lost	08/29/25 at Niles	Lost 18-28

St. Joe got scored on first...

... and won	10/04/24 vs. Portage Northern	Won 48-34
... and lost	10/03/25 at Portage Northern	Lost 36-42

St. Joe scored at least six TD's in a game...

09/19/25 vs. Gull Lake	Won 46-7
------------------------	----------

St. Joe allowed at least six TD's in a game...

10/03/25 at Portage Northern	Lost 36-42
------------------------------	------------

St. Joe kicked a field goal in a game

... Rusty Klaer (24 & 26 yards)	10/06/23 vs. Lakeshore	Won 35-0
---------------------------------	------------------------	----------

St. Joe scored a safety...

St. Joe scored a safety...	10/26/23 vs. Lakeshore (playoffs)	Loss 15-20
...Lakeshore's punt snap went over the punters head into the endzone, recovered by Lakeshore in the endzone for a safety.		

St. Joe gave up a safety...

10/22/21 vs. Battle Creek Lakeview	Lost 10-16
------------------------------------	------------

St. Joe returned a kickoff for a touchdown...

... Hudson Lange 78 yards...	08/26/21 vs. Traverse City Central (at FSU)	Lost 28-49
------------------------------	---	------------

St. Joe returned a punt for a touchdown...

... Trey McGinnis (recovered in endzone after block)...	09/27/21 at Battle Creek Central	Win 62-30
---	----------------------------------	-----------

St. Joe scored a defensive touchdown...

... by fumble... Jones Rappette 99 yards (school record)	09/22/23 vs. Portage Central	Lost 18-35
... by INT... Blayke Siccurello 30 & Isaac Codde 13	09/20/24 at Gull Lake	Won 57-0

St. Joe blocked...

... an extra point... Phoenix Lignell	09/12/25 at Kalamazoo Loy Norrix	Won 51-25
... a field goal... Nate Schmitt	10/11/24 at Mattawan	Lost 7-24
... a punt... Elijah Turner	09/09/22 at Kalamazoo Central	Won 56-0

St. Joe shut out an opponent...

10/25/24 at Portage Central	Won 15-0
-----------------------------	----------

St. Joe was shut out by an opponent...

11/08/24 vs. Zeeland West	Lost 0-42
---------------------------	-----------

St. Joe played an overtime game...

... and won	10/31/08 vs. Wayland (pre-districts)	Won 32-31
... and lost	10/01/21 at Portage Central	Lost 30-36 OT
... at home	10/31/08 vs. Wayland (pre-districts)	Won 32-31
... on the road	10/01/21 at Portage Central	Lost 30-36 OT
... that went into 2 or more overtimes	10/28/01 vs. Benton Harbor	Lost 27-28 2 OT

St. Joe played a team ranked in the AP Top 10

... and won	10/21/22 at Battle Creek Central (D2#7)	Won 47-29
... and lost	10/03/25 at Portage Northern (D2#8)	Lost 36-42

St. Joe played a regular season game at a neutral site...

... and won...	08/26/16 vs. Kalamazoo Central (Michigan Stadium)	Won 26-0
... and lost...	08/26/21 vs. Traverse City Central (Ferris State)	Lost 28-49

St. Joe played a playoff game at a neutral site...

... and won...	11/18/88 vs. Frankenmuth (Alma College)	Won 16-14
... and lost...	11/19/21 vs. DeWitt (Jenison High School)	Lost 7-43

THE BEAR TRADITIONS...**EARN YOUR NUMBERS**

When you look out on the field you will notice that many if not all of the Bears have numbers on the left side of their helmets. You may also notice that some may not. The numbers on the left side of the helmet must be earned. This is what is called Earning Your Numbers in the Saint Joseph Football program. Each week the varsity coaching staff discusses which players have earned their numbers. The criteria for earning your numbers are set by each senior class. Before every season each senior class develops what they believe are the behaviors of a champion. These behaviors are what are used for the criteria of earning your numbers. If a player's position coaches believe he is consistently exhibiting the behaviors of a champion he will be awarded his numbers. The player must maintain that consistency, or he could have his numbers taken away and have to earn them back. The goal is for every player to Earn His Numbers. This tradition began in Coach Church's second year in 2012.



The logo commemorating the 2015 season, which was the 100th season in St. Joseph football history.

Previous #1s

2013 Dan Carrick
 2014 Derek Burton
 2015 Eric Engel
 2016 Kevin Jones
 2017 Ryan Barlow
 2018 Nathan Long
 2019 Konner LaVanway
 2020 Troy Pratley
 2022 Joron Brown
 2023 Max Kesterke
 2024 Bobby DeLong
 2025 Isaac Codde

THE #1 JERSEY

The #1 jersey has a special status in the Saint Joseph Football program. Each year the coaching staff will decide which skill position player best exemplifies the Bear Football tradition of THE TEAM, THE TEAM, THE TEAM. That player will have the honor of wearing the #1 jersey. So look in your program and the young man who is in the #1 jersey you know is a young man of character. This tradition began in Coach Church's third year 2013.

THE #82 JERSEY

The number 82 is the only number that has been retired by St. Joseph. It belonged to 1989 Graduate Rob Fredrickson. After high school, Rob went on to Michigan State University, where he eventually started at linebacker. He was a three time all-Big Ten linebacker, four time Academic Big Ten and All-American. He was taken in the first round, number 22 overall by the Oakland Raiders. While in Oakland, Rob was selected to the NFL's All-Rookie team, eventually Rob came back home in 1998 at signed with the Detroit Lions then Arizona Cardinals a year later. Rob holds the modern era Cardinals team record of most number of tackles in a game. Which came against the New York Jets (22 tackles), in 1999. In the years that followed Rob's retirement from the NFL in 2003, he went on to be a part of the Arizona Cardinals radio network.

THE BANNER:

Every time the Bears take the field they do so with pride and passion. A display of that pride and passion is exhibited when the Bears rush onto the field and touch the banner before every game. The current banner was donated to the program by the 2013 seniors. This tradition began under Ike Coach Muhlenkamp.

THE MICHELLE KRUSE MEMORIAL VICTORY BELL:

The resounding clang of a bell echoing through a fall night in St. Joseph is a beautiful thing. After every victory the Bears ring the victory bell with pride. If the win was at home the bell will be rung immediately following the handshake line. If the victory was earned on the road you will hear the bell ringing late at night as the Bears arrive home from a joyous bus trip. The bell was donated by the Kruse family in memory of their daughter Michelle Kruse. The tradition began in Coach John VanWagoner's 2nd year in 2003, the first season in the new Dickinson Stadium. A new bell was acquired prior to the 2018 season.

THE HOME OF THE BEARS...

STEVE UPTON FIELD AT DICKINSON STADIUM

Completed: 2003 (23rd season)**Seating Capacity:** 5,300 (3,500 home stands - 1,800 visitor stands)**Record Attendance:** 7,500 (9/28/07 – vs. Lakeshore) (SJ won 21-3)**Surface:** Natural Grass (2003-2017), Infilled Turf (2018-)**Record at Dickinson Stadium:** 85-37 (.694)**First game:** September 12, 2003 – St. Joseph 34, Kalamazoo Central 13**Press Box Phone:** (269) 926-3396**Wells Field – The Original**

The Bears first home field wasn't located very far from their current home. Wells Field on State Street in St. Joseph served as the home for the Bears from 1913 to 1949. Near the end of its use, the wooden covered grandstands were in danger of collapse and parking was an issue for fans. So the when the St. Joe schools acquired the title of the parcel of land a block away from Wells Field, it was then decided the school would need to have a new stadium. The grandstands at Wells Field were torn down. Wells Field is still in use by area youth. It is the home for the St. Joseph Baseball Association.

The first Dickinson Stadium

In the mid 1940's the St. Joseph School system acquired the title to a 40 acre parcel of land known as the Dickinson Estate. The area is where the current high school now stands. Around that same time the citizens of St. Joseph recognized the need for a new athletic and recreation area when problems at Wells Field made it difficult to continue to use the facility. It was then that the St. Joe residents got the ball rolling for a new facility. After receiving numerous recommendations by various experts, the planning committee, commissioned architect Robert V. Knox to develop the sketches and conceptual drawings of the stadium. The Board of Education would take these plans to the various service clubs around St. Joseph to rally the community involvement in the project, every group that were presented the plans went on record as supporting it. The voters overwhelmingly passed the \$170,000 bond proposal on July 25, 1949 for the new stadium and track. A little over a year later, on September 22, 1950, the original Dickinson Stadium opened. The original Dickinson Stadium held its last event on October 19, 2001. In the 51-year history of the stadium it was the home to thousands of events, including football games, track meets, soccer games, band competitions, and commencement ceremonies.

The new Dickinson Stadium

The idea for a new stadium came about when a commission was charged with reviewing and making recommendations on the future of the facilities of the St. Joseph Public School system for the next 30-40 years. After a review of the old stadium, it was determined that to bring the stadium's aging and deteriorating steel support and infrastructure up to code would be a very expensive project. The commission visited newly constructed high schools around the Midwest and made recommendations for the St. Joe schools, including a new football stadium. In March of 2001 a plan for a bond proposal was presented to the St. Joe taxpayers, which not only included the new stadium, but also a new athletic fieldhouse and other various projects at the high school, and a new auxiliary gym, offices, library and orchestra room at Upton Middle School. The bond issue passed on September 25, 2001, less than a month later, the last game at the old Dickinson Stadium was played and demolition began.

While construction continued during the 2002 football season the varsity team played their "Home" games at Lakeshore's Al Stockman Stadium, Benton Harbor's Filstrup Field and at Bridgman High School. Upton Middle School was the home site for the JV and Freshmen teams. The stadium now also has an 8-lane running track, the old stadium had 7 and only 6 were useable. The first games were played on Thursday, September 4th, by the Freshman and JV teams who gave the stadium its first shakedown before the Grand Opening a week later. The official dedication was prior to the game between St. Joseph and Kalamazoo Central, which St. Joe won 34-13. The pregame ceremony included a fly-over by a US Air Force A-10 fighter jet. Less than a year after the opening, the new Dickinson Stadium had the honor of hosting country music and TV star Reba McEntyre for a performance benefiting Harbor Habitat for Humanity, the concert was part of Reba's 2004 tour which was sponsored by Whirlpool Corporation. The concert was held in front of a sold-out crowd of over 6,500 on July 20, 2004.

The scoreboard from the previous Dickinson Stadium, installed in 1998 was saved and relocated before being replaced prior to the 2016 season. The new scoreboard features a full color LED screen that shows live stats as the game progresses, videos, and enhanced animations. In 2018, thanks to a donation by the Upton Family, the playing surface was converted to artificial turf, prompting slight name change to Steve Upton Field at Dickinson Stadium.

Since the turf was installed in 2018, Dickinson Stadium has served as the temporary home for Berrien Springs, Benton Harbor and Niles varsity football while their stadiums were being built or renovated.

	W	L	TTL	PCT
BATTLE CREEK CENTRAL	4	2	6	0.667
BATTLE CREEK HARPER CREEK	3	1	3	0.750
BATTLE CREEK LAKEVIEW	4	2	6	0.667
BENTON HARBOR	4	2	6	0.667
COLDWATER	2	1	3	0.667
DEWITT	0	1	1	0.000
DOWAGIAC	1	1	2	0.500
EAST GRAND RAPIDS	1	0	1	1.000
EDWARDSBURG	1	1	2	0.500
GRAND RAPIDS CHRISTIAN	1	0	1	1.000
GULL LAKE	6	0	6	1.000
HUDSONVILLE UNITY CHRISTIAN	1	0	1	1.000
JACKSON LUMEN CHRISTI	0	1	1	0.000
KALAMAZOO CENTRAL	6	0	6	1.000
KALAMAZOO LOY NORRIS	4	0	4	1.000
LAKESHORE	9	11	20	0.450
LANSING SEXTON	1	0	1	1.000
MARSHALL	3	1	4	0.750
MATTAWAN	6	2	8	0.750
NILES	9	1	10	0.900
OKEMOS	1	0	1	1.000
PARMA-WESTERN	1	0	1	1.000
PORTAGE CENTRAL	5	4	9	0.556
PORTAGE NORTHERN	10	2	12	0.818
STURGIS	2	1	3	0.667
UNIVERSITY OF DETROIT-JESUIT	0	1	1	0.000
WAYLAND-UNION	1	0	1	1.000
ZEELAND WEST	0	2	2	0.000
Total	85	37	122	0.697





Scoring Summary (Final)
2025 St. Joseph Bears Football
St. Joseph vs #8 Portage Northern (10/03/2025 at Portage, MI)



St. Joseph (3-3,1-1) vs. Portage Northern (4-2,2-0)

Date: 10/03/2025 • Site: Portage, MI • Stadium: Huskie Stadium

Attendance: 3000

Score by Quarters	1	2	3	4	Total
St. Joseph	0	0	8	28	36
Portage Northern	6	14	6	16	42

Qtr	Time	Scoring Play	V-H
1st	06:40	PORTNORT - Aireus Jackson 14 yd run (Keniel Ortiz rush failed), 5-49 2:46	0 - 6
2nd	04:52	PORTNORT - Keniel Ortiz 28 yd run (Aireus Jackson rush), 7-68 3:42	0 - 14
	02:02	PORTNORT - Keniel Ortiz 55 yd run (Aireus Jackson rush failed), 1-55 0:11	0 - 20
3rd	09:10	PORTNORT - Aireus Jackson 7 yd run (Aireus Jackson rush failed), 6-57 2:49	0 - 26
	07:46	STJOE - Ish Dixon 52 yd run (Ish Dixon rush), 5-79 1:19	8 - 26
4th	11:55	STJOE - Ish Dixon 14 yd run (Ish Dixon rush failed), 8-79 2:33	14 - 26
	07:04	PORTNORT - Keniel Ortiz 6 yd run (Kane Morris pass from Keniel Ortiz), 8-60 4:51	14 - 34
	01:38	STJOE - Ish Dixon 3 yd run (Brayden Malone rush), 16-72 5:19	22 - 34
	01:18	STJOE - Nate Schmitt 29 yd pass from Ish Dixon (Ish Dixon rush failed), 4-48 0:17	28 - 34
	00:50	PORTNORT - Aireus Jackson 40 yd run (CadenHuntington rush), 4-49 0:25	28 - 42
	00:14	STJOE - Jace Hopkins 28 yd pass from Caden LeClear (Ish Dixon rush), 4-60 0:36	36 - 42

Kickoff time: 07:00 PM • End of Game: 09:38 PM • Total elapsed time: 2:38

Officials:

Temperature: 80 • Wind: WSW 3 • Weather: Clear



Team Statistics (Final)
2025 St. Joseph Bears Football
St. Joseph vs #8 Portage Northern (10/03/2025 at Portage, MI)



	STJOE	PORTNOR
FIRST DOWNS	25	16
Rushing	17	15
Passing	6	0
Penalty	2	1
NET YARDS RUSHING	266	373
Rushing Attempts	57	48
Average Per Rush	4.7	7.8
Rushing Touchdowns	3	6
Yards Gained Rushing	294	405
Yards Lost Rushing	28	32
NET YARDS PASSING	133	0
Completions-Attempts-Int	7-18-0	0-1-0
Average Per Attempt	7.4	0.0
Average Per Completion	19.0	0.0
Passing Touchdowns	2	0
TOTAL OFFENSE YARDS	399	373
Total offense plays	75	49
Average Gain Per Play	5.3	7.6
Fumbles: Number-Lost	2-1	3-0
Penalties: Number-Yards	3-15	7-55
PUNTS-YARDS	3-89	3-77
Average Yards Per Punt	29.7	25.7
Net Yards Per Punt	29.0	25.7
Inside 20	0	0
50+ Yards	0	0
Touchbacks	0	0
Fair catch	0	0
KICKOFFS-YARDS	3-72	7-324
Average Yards Per Kickoff	24.0	46.3
Net Yards Per Kickoff	19.0	33.6
Touchbacks	0	0
Punt returns: Number-Yards-TD	0-0-0	2-2-0
Average Per Return	0.0	1.0
Kickoff returns: Number-Yds-TD	6-89-0	3-15-0
Average Per Return	14.8	5.0
Interceptions: Number-Yds-TD	0-0-0	0-0-0
Fumble Returns: Number-Yds-TD	0-0-0	0-0-0
Miscellaneous Yards	0	0
Possession Time	23:20	24:26
1st Quarter	7:34	4:26
2nd Quarter	5:27	6:33
3rd Quarter	3:52	8:08
4th Quarter	6:27	5:19
Third-Down Conversions	11 of 18	4 of 9
Fourth-Down Conversions	1 of 3	2 of 2
Red-Zone Scores-Chances	2-2	4-4
Touchdowns	2-2	4-4
Field goals	0-2	0-4
Sacks By: Number-Yards	0-0	3-21
PAT Kicks	0-0	0-0
Field Goals	0-0	0-0
Points off turnovers	0	0



Individual Statistics (Final)
2025 St. Joseph Bears Football
St. Joseph vs #8 Portage Northern (10/03/2025 at Portage, MI)



St. Joseph

Rushing	No.	Gain	Loss	Net	TD	Lg	Avg
Ish Dixon	16	117	6	111	3	52	6.9
Brayden Malone	15	99	0	99	0	19	6.6
Gabe King	5	19	0	19	0	13	3.8
Dinero Mitchell	3	15	0	15	0	13	5.0
Jace Hopkins	4	14	0	14	0	6	3.5
Dominick Lignel	1	7	0	7	0	7	7.0
James Atterbery	1	5	0	5	0	5	5.0
Caden LeClear	12	18	22	-4	0	4	-0.3
Totals	57	294	28	266	3	52	4.7

Passing	C-A-I	Yds	TD	Long	Sack
Caden LeClear	6-16-0	104	1	30	3
Team	0-1-0	0	0	0	0
Ish Dixon	1-1-0	29	1	29	0
Totals	7-18-0	133	2	30	3

Receiving	No.	Yards	TD	Long
Jace Hopkins	3	57	1	28
Nate Schmitt	2	59	1	30
Eli Kragt	2	17	0	15
Totals	7	133	2	30

Punting	No.	Yds	Avg	Long	In20	TB
Dominick Lignel	3	89	29.7	42	0	0
Totals	3	89	29.7	42	0	0

Returns	Punt			Kickoff			Intercept		
	No	Yds	Lg	No	Yds	Lg	No	Yds	Lg
James Atterbery	0	0	0	5	89	26	0	0	0
Wes Hudson	0	0	0	1	0	0	0	0	0
Totals	0	0	0	6	89	26	0	0	0

Field goals	Qtr	Time	Dist	Result
-------------	-----	------	------	--------

Kickoffs	No.	Yards	Avg	TB	OB
Wes Hudson	3	72	24.0	0	0

All-purpose	Run	Rcv	KR	PR	IR	Total
Ish Dixon	111	0	0	0	0	111
Brayden Malone	99	0	0	0	0	99
James Atterbery	5	0	89	0	0	94
Jace Hopkins	14	57	0	0	0	71

Portage Northern

Rushing	No.	Gain	Loss	Net	TD	Lg	Avg
Keniel Ortiz	19	217	6	211	3	55	11.1
Aireus Jackson	11	102	0	102	3	40	9.3
Kane Morris	11	56	21	35	0	35	3.2
Kolin Gatlin	5	30	0	30	0	15	6.0
Nic Bianco	1	0	0	0	0	0	0.0
Team	1	0	5	-5	0	0	-5.0
Totals	48	405	32	373	6	55	7.8

Passing	C-A-I	Yds	TD	Long	Sack
Keniel Ortiz	0-1-0	0	0	0	0
Totals	0-1-0	0	0	0	0

Receiving	No.	Yards	TD	Long
Totals	0	0	0	0

Punting	No.	Yds	Avg	Long	In20	TB
Nic Bianco	3	77	25.7	28	0	0
Totals	3	77	25.7	28	0	0

Returns	Punt			Kickoff			Intercept		
	No	Yds	Lg	No	Yds	Lg	No	Yds	Lg
Lucas Pinder	1	2	2	0	0	0	0	0	0
Zhi Bell	1	0	0	0	0	0	0	0	0
Team	0	0	0	1	4	4	0	0	0
CadenHuntington	0	0	0	1	11	11	0	0	0
Terrance Hudson	0	0	0	1	0	0	0	0	0
Totals	2	2	2	3	15	11	0	0	0

Field goals	Qtr	Time	Dist	Result
-------------	-----	------	------	--------

Kickoffs	No.	Yards	Avg	TB	OB
Melvin Messan	7	324	46.3	0	1

All-purpose	Run	Rcv	KR	PR	IR	Total
Keniel Ortiz	211	0	0	0	0	211
Aireus Jackson	102	0	0	0	0	102
Kane Morris	35	0	0	0	0	35
Kolin Gatlin	30	0	0	0	0	30

FUMBLES: St. Joseph-Gabe King 1-0; Ish Dixon 1-1. Portage Northern-Kane Morris 2-0; Keniel Ortiz 1-0.



Defensive Statistics (Final)
2025 St. Joseph Bears Football
St. Joseph vs #8 Portage Northern (10/03/2025 at Portage, MI)



#	St. Joseph	Solo	Ast	Total	Sacks-Yds	TFL-Yds	FF	FR-Yds	Int-Yds	BrUp	Blks	QBH
1	Isaac Codde	4	8	12	-	-	-	-	-	-	-	-
4	Alex Hochstetle	3	7	10	-	1-18	-	-	-	-	-	-
11	Dominick Lignel	3	6	9	-	2-5	-	-	-	-	-	-
8	Nate Schmitt	3	6	9	-	-	-	-	-	-	-	-
3	Nick Reeves	0	6	6	-	-	-	-	-	-	-	-
27	Jackson Huber	0	5	5	-	1-1	-	-	-	-	-	-
0	Phoenix Lignell	2	2	4	-	-	-	-	-	-	-	-
54	Urijah Houghton	1	0	1	-	-	-	-	-	-	-	-
14	Wes Hudson	1	0	1	-	-	-	-	-	-	-	-
58	Riley Halverson	1	0	1	-	-	-	-	-	-	-	-
90	Noah Toney	0	1	1	-	-	-	-	-	-	-	-
97	Eli Nguyen	0	1	1	-	-	-	-	-	-	-	-
2	Hudson Corning	0	1	1	-	-	-	-	-	-	-	-
93	David Silva	0	1	1	-	-	-	-	-	-	-	-
Totals		18	44	62	0-0	4-24	0	0-0	0-0	0	0	0

#	Portage Northern	Solo	Ast	Total	Sacks-Yds	TFL-Yds	FF	FR-Yds	Int-Yds	BrUp	Blks	QBH
66	Rylan Lowe	11	1	12	1-6	2-11	-	-	-	-	-	-
35	Zhi Bell	10	1	11	-	-	-	-	-	-	-	-
20	Aireus Jackson	6	1	7	1-8	1-8	-	-	-	-	-	-
8	Kinslo Artic	4	1	5	-	-	-	-	-	-	-	-
3	Lucas Pinder	4	0	4	-	1-1	-	-	-	-	-	-
65	Zay Branson	3	0	3	-	-	-	-	-	1	-	-
5	Carter Yates	2	1	3	-	-	-	-	-	-	-	-
2	Terrance Hudson	2	0	2	-	-	-	-	-	-	-	-
6	Braylon Rolfe	2	0	2	-	1-1	-	-	-	-	-	-
16	CadenHuntington	2	0	2	-	-	-	-	-	-	-	-
22	Josh Jordan	1	1	2	1-7	1-7	-	-	-	-	-	-
21	ChasePaffhausen	1	0	1	-	-	-	-	-	-	-	-
18	Elijah Osborn	1	0	1	-	-	-	-	-	-	-	-
32	Jaxon Cammack	1	0	1	-	-	-	1-0	-	-	-	-
7	Karson Schafer	1	0	1	-	-	-	-	-	-	-	-
77	Elijah Gillam	1	0	1	-	-	-	-	-	-	-	-
Totals		52	6	58	3-21	6-28	0	1-0	0-0	1	0	0



Drive Chart (By Team) (Final)
2025 St. Joseph Bears Football
St. Joseph vs #8 Portage Northern (10/03/2025 at Portage, MI)



Team	Qtr	Drive Started			Drive Ended			Consumed	
		Spot	Time	Obtained	Spot	Time	How lost	PI - Yds	TOP
STJOE	1st	S31	12:00	Kickoff	S49	09:26	Downs	6 - 18	2:34
STJOE		S25	06:31	Kickoff	N34	01:40	Fumble	13 - 41	4:51
STJOE	2nd	S29	10:09	Punt	S28	08:34	Punt	3 - (1)	1:35
STJOE		S25	04:47	Kickoff	N45	02:13	Downs	7 - 30	2:34
STJOE		S35	02:02	Kickoff	S27	01:28	Punt	3 - (8)	0:34
STJOE		S26	00:50	Punt	S36	00:11	Punt	6 - 10	0:39
STJOE	3rd	S21	09:05	Kickoff	N00	07:46	*TOUCHDOWN	5 - 79	1:19
STJOE		S21	02:28	Punt	N00	11:55	*TOUCHDOWN	8 - 79	2:33
STJOE	4th	S28	06:57	Kickoff	N00	01:38	*TOUCHDOWN	16 - 72	5:19
STJOE		N48	01:35	Kickoff	N00	01:18	*TOUCHDOWN	4 - 48	0:17
STJOE		S40	00:50	Kickoff	N00	00:14	*TOUCHDOWN	4 - 60	0:36

St. Joseph	1st Qtr	2nd Qtr	3rd Qtr	4th Qtr	1st Half	2nd Half	Total
Time of possession	07:34	05:27	03:52	06:27	13:01	10:19	23:20
3rd down conversions	2-5	1-5	2-2	6-6	3-10	8-8	11-18
Average field position	S28	S28	S21	S40	S28	S32	S30
4th down conversions	1-2	0-1	0-0	0-0	1-3	0-0	1-3

Team	Qtr	Drive Started			Drive Ended			Consumed	
		Spot	Time	Obtained	Spot	Time	How lost	PI - Yds	TOP
PORTNO	1st	S49	09:26	Downs	S00	06:40	*TOUCHDOWN	5 - 49	2:46
PORTNO		N34	01:40	Fumble	N43	10:09	Punt	5 - 9	3:31
PORTNO	2nd	N32	08:34	Punt	S00	04:52	*TOUCHDOWN	7 - 68	3:42
PORTNO		N45	02:13	Downs	S00	02:02	*TOUCHDOWN	1 - 55	0:11
PORTNO		N46	01:28	Punt	N48	00:50	Punt	3 - 2	0:38
PORTNO		N44	00:11	Punt	N46	00:00	End of half	2 - 2	0:11
PORTNO	3rd	N43	11:59	Kickoff	S00	09:10	*TOUCHDOWN	6 - 57	2:49
PORTNO		N40	07:46	Kickoff	S44	02:28	Punt	7 - 16	5:18
PORTNO	4th	N40	11:55	Kickoff	S00	07:04	*TOUCHDOWN	8 - 60	4:51
PORTNO		S49	01:15	Kickoff	S00	00:50	*TOUCHDOWN	4 - 49	0:25
PORTNO		N50	00:14	Kickoff	N45	00:00		1 - (5)	0:00

Portage Northern	1st Qtr	2nd Qtr	3rd Qtr	4th Qtr	1st Half	2nd Half	Total
Time of possession	04:26	06:33	08:08	05:19	10:59	13:27	24:26
3rd down conversions	1-1	0-3	1-2	2-3	1-4	3-5	4-9
Average field position	N42	N41	N41	N45	N42	N43	N42
4th down conversions	0-0	1-1	0-0	1-1	1-1	1-1	2-2



Drive Chart (By Quarter) (Final)
2025 St. Joseph Bears Football
St. Joseph vs #8 Portage Northern (10/03/2025 at Portage, MI)



Team	Qtr	Drive Started			Drive Ended			Consumed	
		Spot	Time	Obtained	Spot	Time	How lost	PI - Yds	TOP
STJOE	1st	S31	12:00	Kickoff	S49	09:26	Downs	6 - 18	2:34
PORTNO		S49	09:26	Downs	S00	06:40	*TOUCHDOWN	5 - 49	2:46
STJOE		S25	06:31	Kickoff	N34	01:40	Fumble	13 - 41	4:51
PORTNO		N34	01:40	Fumble	N43	10:09	Punt	5 - 9	3:31
STJOE	2nd	S29	10:09	Punt	S28	08:34	Punt	3 - (1)	1:35
PORTNO		N32	08:34	Punt	S00	04:52	*TOUCHDOWN	7 - 68	3:42
STJOE		S25	04:47	Kickoff	N45	02:13	Downs	7 - 30	2:34
PORTNO		N45	02:13	Downs	S00	02:02	*TOUCHDOWN	1 - 55	0:11
STJOE		S35	02:02	Kickoff	S27	01:28	Punt	3 - (8)	0:34
PORTNO		N46	01:28	Punt	N48	00:50	Punt	3 - 2	0:38
STJOE		S26	00:50	Punt	S36	00:11	Punt	6 - 10	0:39
PORTNO		N44	00:11	Punt	N46	00:00	End of half	2 - 2	0:11
PORTNO	3rd	N43	11:59	Kickoff	S00	09:10	*TOUCHDOWN	6 - 57	2:49
STJOE		S21	09:05	Kickoff	N00	07:46	*TOUCHDOWN	5 - 79	1:19
PORTNO		N40	07:46	Kickoff	S44	02:28	Punt	7 - 16	5:18
STJOE		S21	02:28	Punt	N00	11:55	*TOUCHDOWN	8 - 79	2:33
PORTNO	4th	N40	11:55	Kickoff	S00	07:04	*TOUCHDOWN	8 - 60	4:51
STJOE		S28	06:57	Kickoff	N00	01:38	*TOUCHDOWN	16 - 72	5:19
STJOE		N48	01:35	Kickoff	N00	01:18	*TOUCHDOWN	4 - 48	0:17
PORTNO		S49	01:15	Kickoff	S00	00:50	*TOUCHDOWN	4 - 49	0:25
STJOE		S40	00:50	Kickoff	N00	00:14	*TOUCHDOWN	4 - 60	0:36
PORTNO		N50	00:14	Kickoff	N45	00:00		1 - (5)	0:00



Play Breakdown Summary (Final)
2025 St. Joseph Bears Football
St. Joseph vs #8 Portage Northern (10/03/2025 at Portage, MI)



St. Joseph

Down	Rush	Pass	Total
OVERALL	54	21	75
1ST DOWN	24	8	32
2ND DOWN-SHORT	1	0	1
2ND DOWN-MIDDLE	5	0	5
2ND DOWN-LONG	11	5	16
3RD DOWN-SHORT	4	0	4
3RD DOWN-MIDDLE	3	1	4
3RD DOWN-LONG	4	6	10
4TH DOWN	2	1	3

St. Joseph

Formation	Rush	Pass	Total
	54	21	75

Portage Northern

Down	Rush	Pass	Total
OVERALL	48	1	49
1ST DOWN	23	0	23
2ND DOWN-SHORT	2	0	2
2ND DOWN-MIDDLE	2	0	2
2ND DOWN-LONG	11	0	11
3RD DOWN-SHORT	3	0	3
3RD DOWN-MIDDLE	1	0	1
3RD DOWN-LONG	4	1	5
4TH DOWN	2	0	2

Portage Northern

Formation	Rush	Pass	Total
	48	1	49



2025 St. Joseph Bears Football
St. Joseph Game Results (as of Oct 09, 2025)
All games



Date	Opponent	Score	Overall	Conference	Time	Attend
08/29/2025	at Niles	L 18-28	0-1	0-0	2:14	4000
09/05/2025	EDWARDSBURG	L 37-40	0-2	0-0	2:33 PM	4000
09/12/2025	at Kalamazoo Loy Norrix	W 51-25	1-2	0-0	1L50	1500
09/19/2025	GULL LAKE	W 46-7	2-2	0-0	2:16	2500
* 09/26/2025	LAKESHORE	W 35-14	3-2	1-0	2:09	6000
* 10/03/2025	at #8 Portage Northern	L 36-42	3-3	1-1	2:38	3000
* 10/10/2025	MATTAWAN					
10/17/2025	at Battle Creek Central					
* 10/24/2025	PORTAGE CENTRAL					



2025 St. Joseph Bears Football
St. Joseph Overall Team Statistics (as of Oct 09, 2025)
All games



Team Statistics	STJOE	OPP
SCORING	223	156
Points Per Game	37.2	26.0
Points Off Turnovers	21	17
FIRST DOWNS	144	91
Rushing	105	62
Passing	30	24
Penalty	9	5
RUSHING YARDAGE	2043	1175
Yards gained rushing	2138	1340
Yards lost rushing	95	165
Rushing Attempts	320	252
Average Per Rush	6.4	4.7
Average Per Game	340.5	195.8
TDs Rushing	26	15
PASSING YARDAGE	734	688
Comp-Att-Int	45-92-4	43-76-3
Average Per Pass	8.0	9.1
Average Per Catch	16.3	16.0
Average Per Game	122.3	114.7
TDs Passing	6	7
TOTAL OFFENSE	2777	1863
Total Plays	412	328
Average Per Play	6.7	5.7
Average Per Game	462.8	310.5
KICK RETURNS: #-Yards	26-386	29-361
PUNT RETURNS: #-Yards	4-36	2-2
INT RETURNS: #-Yards	3-25	4-21
KICK RETURN AVERAGE	14.8	12.4
PUNT RETURN AVERAGE	9.0	1.0
INT RETURN AVERAGE	8.3	5.2
FUMBLES-LOST	12-4	8-1
PENALTIES-Yards	32-214	41-298
Average Per Game	35.7	49.7
PUNTS-Yards	4-98	16-562
Average Per Punt	24.5	35.1
Net punt average	24.0	30.4
KICKOFFS-Yards	31-1078	30-1404
Average Per Kick	34.8	46.8
Net kick average	23.1	33.3
TIME OF POSSESSION/Game	21:17	26:41
3RD-DOWN Conversions	34/67	26/69
3rd-Down Pct	51%	38%
4TH-DOWN Conversions	9/21	11/18
4th-Down Pct	43%	61%
SACKS BY-Yards	4-13	6-31
MISC YARDS	0	0
TOUCHDOWNS SCORED	32	22
FIELD GOALS-ATTEMPTS	0-0	2-6
ON-SIDE KICKS	2-7	0-0
RED-ZONE SCORES	(20-23) 87%	(14-22) 64%
RED-ZONE TOUCHDOWNS	(20-23) 87%	(12-22) 55%
PAT-ATTEMPTS	(11-12) 92%	(6-8) 75%
ATTENDANCE	12500	8500
Games/Avg Per Game	3/4167	3/2833
Neutral Site Games		0/0

Score by Quarters	1st	2nd	3rd	4th	OT	Total
St. Joseph	46	30	63	84	0	223
Opponents	25	36	27	68	0	156



2025 St. Joseph Bears Football
St. Joseph Overall Individual Statistics (as of Oct 09, 2025)
All games



Rushing	gp	att	gain	loss	net	avg	td	lg	avg/g
Ish Dixon	6	113	762	10	752	6.7	13	52	125.3
Brayden Malone	6	55	330	0	330	6.0	1	22	55.0
Caden LeClear	6	54	363	54	309	5.7	6	62	51.5
Gabe King	6	26	177	2	175	6.7	1	42	29.2
James Atterbery	4	5	171	0	171	34.2	3	80	42.8
Hudson Corning	4	27	115	13	102	3.8	1	17	25.5
Dinero Mitchell	5	12	78	0	78	6.5	0	27	15.6
Ethan Mellott	2	7	41	6	35	5.0	1	33	17.5
Chase Johnson	2	4	31	0	31	7.8	0	13	15.5
CJ Scott	1	2	28	0	28	14.0	0	25	28.0
Jace Hopkins	4	6	21	0	21	3.5	0	6	5.2
Graham Galsterer	1	2	14	0	14	7.0	0	10	14.0
Evan Tjader	2	1	0	0	0	0.0	0	0	0.0
Harkee Singh	1	1	0	0	0	0.0	0	0	0.0
Dominick Lignel	6	2	7	7	0	0.0	0	7	0.0
Team	2	3	0	3	-3	-1.0	0	0	-1.5
Total	6	320	2138	95	2043	6.4	26	80	340.5
Opponents	6	252	1340	165	1175	4.7	15	59	195.8

Passing	gp	effic	comp-att-int	pct	yds	td	lg	avg/g
Hudson Corning	4	93.82	18-45-4	40.0	305	2	70	76.2
Caden LeClear	6	130.68	23-42-0	54.8	301	2	41	50.2
Ethan Mellott	2	487.20	3-3-0	100.0	99	1	61	49.5
Team	2	0.00	0-1-0	0.0	0	0	0	0.0
Ish Dixon	6	673.60	1-1-0	100.0	29	1	29	4.8
Total	6	128.76	45-92-4	48.9	734	6	70	122.3
Opponents	6	155.12	43-76-3	56.6	688	7	67	114.7

Receiving	gp	no.	yds	avg	td	lg	avg/g
Nate Schmitt	6	13	239	18.4	3	58	39.8
Jace Hopkins	4	9	111	12.3	1	28	27.8
James Atterbery	4	8	122	15.2	0	41	30.5
Eli Kragt	4	8	70	8.8	0	15	17.5
Ish Dixon	6	2	12	6.0	0	8	2.0
Caden LeClear	6	1	70	70.0	1	70	11.7
Liam McAndrew	1	1	61	61.0	1	61	61.0
Chase Johnson	2	1	31	31.0	0	31	15.5
Nick Reeves	6	1	11	11.0	0	11	1.8
89	1	1	7	7.0	0	7	7.0
Total	6	45	734	16.3	6	70	122.3
Opponents	6	43	688	16.0	7	67	114.7

Punt Returns	no.	yds	avg	td	lg
James Atterbery	4	36	9.0	0	16
Total	4	36	9.0	0	16
Opponents	2	2	1.0	0	2

Interceptions	no.	yds	avg	td	lg
Dominick Lignel	1	0	0.0	0	0
Nate Schmitt	1	25	25.0	0	25
Gabe King	1	0	0.0	0	0
Total	3	25	8.3	0	25
Opponents	4	21	5.2	0	21

Kick Returns	no.	yds	avg	td	lg
Ish Dixon	7	118	16.9	0	27
James Atterbery	6	103	17.2	0	26
Gabe King	5	93	18.6	0	27
Evan Tjader	3	52	17.3	0	22
Nick Reeves	1	5	5.0	0	5
Joe Zarotney	1	2	2.0	0	2
Wes Hudson	1	0	0.0	0	0
Jace Hopkins	1	13	13.0	0	13
Dominick Lignel	1	0	0.0	0	0
Total	26	386	14.8	0	27
Opponents	29	361	12.4	0	37

Fumble Returns	no.	yds	avg	td	lg
Total	0	0	0.0	0	0
Opponents	1	1	1.0	0	1



2025 St. Joseph Bears Football
St. Joseph Overall Individual Statistics (as of Oct 09, 2025)
All games



Scoring	td	fg	PAT				dxp	saf	pts
			kick	rush	rcv	pass			
Ish Dixon	13	-	-	7-10	-	-	-	-	92
Caden LeClear	7	-	-	0-1	-	1-2	-	-	42
James Atterbery	3	-	-	-	-	-	-	-	18
Nate Schmitt	3	-	-	-	-	-	-	-	18
Wes Hudson	-	-	10-11	0-1	-	-	-	-	10
Gabe King	1	-	-	1-2	-	-	-	-	8
Brayden Malone	1	-	-	1-1	-	-	-	-	8
Ethan Mellott	1	-	-	-	-	0-1	-	-	6
Hudson Corning	1	-	-	0-1	-	-	-	-	6
Liam McAndrew	1	-	-	-	-	-	-	-	6
Jace Hopkins	1	-	-	0-1	-	-	-	-	6
Eli Kragt	-	-	-	-	1	-	-	-	2
Dominick Lignel	-	-	1-1	-	-	-	-	-	1
Total	32	-	11-12	9-17	1	1-3	-	-	223
Opponents	22	2-6	6-8	4-10	2	2-4	-	-	156

Total Offense	g	plays	rush	pass	total	avg/g
Ish Dixon	6	114	752	29	781	130.2
Caden LeClear	6	96	309	301	610	101.7
Hudson Corning	4	72	102	305	407	101.8
Brayden Malone	6	55	330	0	330	55.0
Gabe King	6	26	175	0	175	29.2
James Atterbery	4	5	171	0	171	42.8
Ethan Mellott	2	10	35	99	134	67.0
Dinero Mitchell	5	12	78	0	78	15.6
Chase Johnson	2	4	31	0	31	15.5
CJ Scott	1	2	28	0	28	28.0
Jace Hopkins	4	6	21	0	21	5.2
Graham Galsterer	1	2	14	0	14	14.0
Team	2	4	-3	0	-3	-1.5
Total	6	412	2043	734	2777	462.8
Opponents	6	328	1175	688	1863	310.5

Field Goals fg pct. 01-19 20-29 30-39 40-49 50-99 lg blk

FG Sequence	St. Joseph	Opponents
Niles	-	-
Edwardsburg	-	35,(27),(25)
Kalamazoo Loy Norrix	-	44
Gull Lake	-	49
Lakeshore	-	34
Portage Northern	-	-
Mattawan	-	-
Battle Creek Central	-	-
Portage Central	-	-

Punting	no.	yds	avg	lg	tb	fc	i20	50+	blk
Dominick Lignel	3	89	29.7	42	0	0	0	0	0
Jace Hopkins	1	9	9.0	9	0	0	0	0	0
Total	4	98	24.5	42	0	0	0	0	0
Opponents	16	562	35.1	57	2	1	0	4	0

Kickoffs	no.	yds	avg	tb	ob	retn	net	ydln
Wes Hudson	28	933	33.3	0	1			
Jace Hopkins	3	145	48.3	0	0			
Total	31	1078	34.8	0	1	12.4	23.1	36
Opponents	30	1404	46.8	1	3	14.8	33.3	26

Numbers in (parentheses) indicate field goal was made.



2025 St. Joseph Bears Football
St. Joseph Overall Individual Statistics (as of Oct 09, 2025)
All games



All Purpose	g	rush	rcv	pr	kr	ir	total	avg/g
Ish Dixon	6	752	12	0	118	0	882	147.0
James Atterbery	4	171	122	36	103	0	432	108.0
Caden LeClear	6	309	70	0	0	0	379	63.2
Brayden Malone	6	330	0	0	0	0	330	55.0
Gabe King	6	175	0	0	93	0	268	44.7
Nate Schmitt	6	0	239	0	0	25	264	44.0
Jace Hopkins	4	21	111	0	13	0	145	36.2
Hudson Corning	4	102	0	0	0	0	102	25.5
Dinero Mitchell	5	78	0	0	0	0	78	15.6
Eli Kragt	4	0	70	0	0	0	70	17.5
Chase Johnson	2	31	31	0	0	0	62	31.0
Liam McAndrew	1	0	61	0	0	0	61	61.0
Evan Tjader	2	0	0	0	52	0	52	26.0
Ethan Mellott	2	35	0	0	0	0	35	17.5
CJ Scott	1	28	0	0	0	0	28	28.0
Nick Reeves	6	0	11	0	5	0	16	2.7
GrahamGalstere	1	14	0	0	0	0	14	14.0
89	1	0	7	0	0	0	7	7.0
Joe Zarotney	5	0	0	0	2	0	2	0.4
Team	2	-3	0	0	0	0	-3	-1.5
Total	6	2043	734	36	386	25	3224	537.3
Opponents	6	1175	688	2	361	21	2247	374.5



2025 St. Joseph Bears Football
St. Joseph Overall Defensive Statistics (as of Oct 09, 2025)
All games



##	Defensive Leaders	gp	Tackles				Sacks no-yds	Pass defense			Fumbles		blkd	
			ua	a	tot	tfl/yds		int-yds	brup	qbh	rcv-yds	ff	kick	saf
1	Isaac Codde	6	38	41	79	7-13	.	.	.	1	.	1	.	.
8	Nate Schmitt	6	22	15	37	5-19	.	1-25
11	Dominick Lignel	6	16	18	34	10-33	.	1-0	.	2
0	Phoenix Lignell	6	15	11	26	1	.
3	Nick Reeves	6	5	18	23	1-1
99	Chase Pitcher	5	14	9	23	3-6	1-2	.	.	.	1-0	.	.	.
90	Noah Toney	6	14	7	21	1-0
4	Alex Hochstetle	3	12	8	20	2-20
27	Jackson Huber	5	7	12	19	3-12	1-6
58	Riley Halverson	5	6	3	9	2-2	1-0
14	Wes Hudson	6	3	5	8	.	.	.	1
97	Eli Nguyen	4	4	3	7	3-5
25	Joe Zarotney	5	3	3	6
20	Warren Schramm	3	5	1	6	2-7	1-5
9	Gabe King	6	2	4	6	.	.	1-0	2
98	James Rommel	2	3	1	4
93	David Silva	3	1	3	4	1-1
21	Kavion Buchanan	3	3	1	4	.	.	.	1
94	Sam Church	1	2	.	2
92	Steve Owili	1	1	1	2
77	Brady Schebel	1	1	.	1
92	92	1	.	1	1
38	Mitchell Wright	1	1	.	1
54	Urijah Houghton	1	1	.	1
43	Carson Stotler	1	.	1	1
50	Miles Panicucci	1	1	.	1
30	AJ Lannert	1	1	.	1
7	Brayden Malone	6	.	1	1
24	Lucas Silva	1	1	.	1
5	Caden LeClear	6	1	.	1
35	Kaiden Bishop	1	1	.	1
2	Hudson Corning	4	.	1	1
23	James Atterbery	4	1
Total		6	184	168	352	40-119	4-13	3-25	5	3	1-0	1	1	.
Opponents		6	261	48	309	20-66	6-31	4-21	8	.	4-1	2	.	.



2025 St. Joseph Bears Football
St. Joseph Team Game-by-Game (as of Oct 09, 2025)
All games



TEAM STATISTICS

Date	Opponent	Rushing				Receiving				Passing				Kick Returns				Punt Returns				tot off
		no.	yds	td	lg	no.	yds	td	lg	cmp-att-int	yds	td	lg	no.	yds	td	lg	no.	yds	td	lg	
08/29/2025	at Niles	50	206	2	22	7	78	1	17	7-21-2	78	1	17	4	74	0	27	0	0	0	0	284
09/05/2025	EDWARDSBURG	31	188	3	30	11	217	2	70	11-23-1	217	2	70	8	128	0	27	0	0	0	0	405
09/12/2025	at Kalamazoo Loy Norrix	64	440	6	80	5	106	1	61	5-7-1	106	1	61	4	46	0	19	0	0	0	0	546
09/19/2025	GULL LAKE	54	511	7	53	9	146	0	41	9-13-0	146	0	41	1	25	0	25	3	34	0	16	657
09/26/2025	LAKESHORE	64	432	5	62	6	54	0	18	6-10-0	54	0	18	3	24	0	22	1	2	0	2	486
10/03/2025	at Portage Northern	57	266	3	52	7	133	2	30	7-18-0	133	2	30	6	89	0	26	0	0	0	0	399
St. Joseph		320	2043	26	80	45	734	6	70	45-92-4	734	6	70	26	386	0	27	4	36	0	16	2777
		252	1175	15	59	43	688	7	67	43-76-3	688	7	67	29	361	0	37	2	2	0	2	1863

Games: 6 • Avg/rush: 6.4 • Avg/catch: 16.3 • Pass effic: 128.76 • KR avg: 14.8 • PR avg: 9.0 • All purpose avg/game: 537.3 • Total offense avg/gm: 462.8

		Tackles				Sacks	Fumble		Pass Defense			blkd	PAT Attempts			off		
Date	Opponent	ua	a	total	tfl-yds	no-yds	ff	fr-yds	int-yds	qbh	brup	kick	kick	rush	rcv	saf	t/o	pts
08/29/2	at Niles	44	14	58	3-9	0-0	0	0-0	0-0	0	1	0	0-0	0	0	0	0	18
09/05/2	EDWARDSBURG	48	22	70	3-7	0-0	0	0-0	0-0	0	0	0	1-1	3	0	0	0	37
09/12/2	at Kalamazoo Loy Norrix	34	18	52	13-29	2-8	1	1-0	1-25	0	1	1	5-5	2	0	0	8	51
09/19/2	GULL LAKE	21	36	57	9-9	1-0	0	0-0	1-0	3	3	0	0-1	1	1	0	6	46
09/26/2	LAKESHORE	19	34	53	8-41	1-5	0	0-0	1-0	0	0	0	5-5	0	0	0	7	35
10/03/2	at Portage Northern	18	44	62	4-24	0-0	0	0-0	0-0	0	0	0	0-0	3	0	0	0	36
St. Joseph		184	168	352	40-119	4-13	1	1-0	3-25	3	5	1	11-12	9	1	0	21	223
		261	48	309	20-66	6-31	2	4-1	4-21	0	8	0	6-8	4	2	0	17	156

		Punting									Field Goals			Kickoffs				
Date	Opponent	no.	yds	avg	long	blkd	tb	fc	50+	i20	md-att	long	blkd	no.	yds	avg	tb	ob
08/29/2	at Niles	1	9	9.0	9	0	0	0	0	0	0-0	0	0	3	145	48.3	0	0
09/05/2	EDWARDSBURG	0	0	0.0	0	0	0	0	0	0	0-0	0	0	5	206	41.2	0	0
09/12/2	at Kalamazoo Loy Norrix	0	0	0.0	0	0	0	0	0	0	0-0	0	0	8	270	33.8	0	0
09/19/2	GULL LAKE	0	0	0.0	0	0	0	0	0	0	0-0	0	0	7	220	31.4	0	1
09/26/2	LAKESHORE	0	0	0.0	0	0	0	0	0	0	0-0	0	0	5	165	33.0	0	0
10/03/2	at Portage Northern	3	89	29.7	42	0	0	0	0	0	0-0	0	0	3	72	24.0	0	0
St. Joseph		4	98	24.5	42	0	0	0	0	0	0-0	0	0	31	1078	34.8	0	1
		16	562	35.1	57	0	2	1	4	0	2-6	27	0	30	1404	46.8	1	3



2025 St. Joseph Bears Football
St. Joseph Game Superlatives (as of Oct 09, 2025)
All games



INDIVIDUAL GAME HIGHS

Rushes	31	Ish Dixon vs Lakeshore (09/26/2025)
Yards Rushing	177	Ish Dixon vs Lakeshore (09/26/2025)
TD Rushes	3	Ish Dixon vs Edwardsburg (09/05/2025)
	3	Ish Dixon vs Gull Lake (09/19/2025)
	3	Caden LeClear vs Lakeshore (09/26/2025)
	3	Ish Dixon at Portage Northern (10/03/2025)
Long Rush	80	James Atterbery at Kalamazoo Loy Norrix (09/12/2025)
Pass attempts	23	Hudson Corning vs Edwardsburg (09/05/2025)
Pass completions	11	Hudson Corning vs Edwardsburg (09/05/2025)
Yards Passing	217	Hudson Corning vs Edwardsburg (09/05/2025)
TD Passes	2	Hudson Corning vs Edwardsburg (09/05/2025)
Long Pass	70	Hudson Corning vs Edwardsburg (09/05/2025)
Receptions	6	Nate Schmitt vs Edwardsburg (09/05/2025)
Yards Receiving	112	Nate Schmitt vs Edwardsburg (09/05/2025)
TD Receptions	1	Nate Schmitt at Niles (08/29/2025)
	1	Nate Schmitt vs Edwardsburg (09/05/2025)
	1	Caden LeClear vs Edwardsburg (09/05/2025)
	1	Liam McAndrew at Kalamazoo Loy Norrix (09/12/2025)
	1	Nate Schmitt at Portage Northern (10/03/2025)
	1	Jace Hopkins at Portage Northern (10/03/2025)
Long Reception	70	Caden LeClear vs Edwardsburg (09/05/2025)
Punts	3	Dominick Lignel at Portage Northern (10/03/2025)
Punting Avg	29.7	Dominick Lignel at Portage Northern (10/03/2025)
Long Punt	42	Dominick Lignel at Portage Northern (10/03/2025)
Long Punt Return	16	James Atterbery vs Gull Lake (09/19/2025)
Long Kickoff Return	27	Ish Dixon at Niles (08/29/2025)
	27	Gabe King vs Edwardsburg (09/05/2025)
Tackles	18	Isaac Codde at Niles (08/29/2025)
	18	Isaac Codde vs Edwardsburg (09/05/2025)
Sacks	1.0	Jackson Huber at Kalamazoo Loy Norrix (09/12/2025)
	1.0	Chase Pitcher at Kalamazoo Loy Norrix (09/12/2025)
	1.0	Riley Halverson vs Gull Lake (09/19/2025)
	1.0	Warren Schramm vs Lakeshore (09/26/2025)
Tackles For Loss	3.0	Dominick Lignel at Kalamazoo Loy Norrix (09/12/2025)
	3.0	Chase Pitcher at Kalamazoo Loy Norrix (09/12/2025)
	3.0	Nate Schmitt vs Lakeshore (09/26/2025)
Interceptions	1	Nate Schmitt at Kalamazoo Loy Norrix (09/12/2025)
	1	Dominick Lignel vs Gull Lake (09/19/2025)
	1	Gabe King vs Lakeshore (09/26/2025)



2025 St. Joseph Bears Football
St. Joseph Game Superlatives (as of Oct 09, 2025)
All games



TEAM GAME HIGHS

Rushes	64	at Kalamazoo Loy Norrix (09/12/2025)
	64	vs Lakeshore (09/26/2025)
Yards Rushing	511	vs Gull Lake (09/19/2025)
Yards Per Rush	9.5	vs Gull Lake (09/19/2025)
TD Rushes	7	vs Gull Lake (09/19/2025)
Pass attempts	23	vs Edwardsburg (09/05/2025)
Pass completions	11	vs Edwardsburg (09/05/2025)
Yards Passing	217	vs Edwardsburg (09/05/2025)
Yards Per Pass	15.1	at Kalamazoo Loy Norrix (09/12/2025)
TD Passes	2	vs Edwardsburg (09/05/2025)
	2	at Portage Northern (10/03/2025)
Total Plays	75	at Portage Northern (10/03/2025)
Total Offense	657	vs Gull Lake (09/19/2025)
Yards Per Play	9.8	vs Gull Lake (09/19/2025)
Points	51	at Kalamazoo Loy Norrix (09/12/2025)
Sacks By	2	at Kalamazoo Loy Norrix (09/12/2025)
First Downs	29	vs Gull Lake (09/19/2025)
Penalties	8	at Kalamazoo Loy Norrix (09/12/2025)
	8	vs Gull Lake (09/19/2025)
Penalty Yards	64	vs Gull Lake (09/19/2025)
Turnovers	3	vs Edwardsburg (09/05/2025)
Interceptions By	1	at Kalamazoo Loy Norrix (09/12/2025)
	1	vs Gull Lake (09/19/2025)
	1	vs Lakeshore (09/26/2025)
Punts	3	at Portage Northern (10/03/2025)
Punting Avg	29.7	at Portage Northern (10/03/2025)
Long Punt	42	at Portage Northern (10/03/2025)
Long Punt Return	16	vs Gull Lake (09/19/2025)



2025 St. Joseph Bears Football
St. Joseph Game Superlatives (as of Oct 09, 2025)
All games



OPPONENT INDIVIDUAL GAME HIGHS

Rushes	25	Kaden Griffiths, vs Lakeshore (09/26/2025)
Yards Rushing	211	Keniel Ortiz, at Portage Northern (10/03/2025)
TD Rushes	3	Aireus Jackson, at Portage Northern (10/03/2025)
	3	Keniel Ortiz, at Portage Northern (10/03/2025)
Long Rush	59	Cameron Hayden, vs Edwardsburg (09/05/2025)
Pass attempts	31	Zac Pfennig, vs Gull Lake (09/19/2025)
Pass completions	18	Zac Pfennig, vs Gull Lake (09/19/2025)
Yards Passing	255	Jonavan Hare, at Kalamazoo Loy Norrix (09/12/2025)
TD Passes	3	Jonavan Hare, at Kalamazoo Loy Norrix (09/12/2025)
Long Pass	67	Kaden Griffiths, vs Lakeshore (09/26/2025)
Receptions	4	LucasHutchinson, vs Gull Lake (09/19/2025)
	4	Donnell Brooks, vs Gull Lake (09/19/2025)
Yards Receiving	89	Isaiah Timmons, vs Lakeshore (09/26/2025)
TD Receptions	2	Javontay Smith, at Kalamazoo Loy Norrix (09/12/2025)
Long Reception	67	Isaiah Timmons, vs Lakeshore (09/26/2025)
Field Goals	2	Zachariah Jacob, vs Edwardsburg (09/05/2025)
Long Field Goal	27	Zachariah Jacob, vs Edwardsburg (09/05/2025)
Punts	4	Zac Pfennig, vs Gull Lake (09/19/2025)
Punting Avg	44.0	Kaden Griffiths, vs Lakeshore (09/26/2025)
Long Punt	57	Zac Pfennig, vs Gull Lake (09/19/2025)
Long Punt Return	2	Lucas Pinder, at Portage Northern (10/03/2025)
Long Kickoff Return	37	Demetrius Benne, at Kalamazoo Loy Norrix (09/12/2025)
Tackles	12	Rylan Lowe, at Portage Northern (10/03/2025)
Sacks	1.0	Bryce Young, at Niles (08/29/2025)
	1.0	Dylan Mendenhal, vs Edwardsburg (09/05/2025)
	1.0	Mitch Zuhl, vs Lakeshore (09/26/2025)
	1.0	Rylan Lowe, at Portage Northern (10/03/2025)
	1.0	Aireus Jackson, at Portage Northern (10/03/2025)
	1.0	Josh Jordan, at Portage Northern (10/03/2025)
Tackles For Loss	4.0	Za'Shawn Arnold, at Kalamazoo Loy Norrix (09/12/2025)
Interceptions	2	Bryce Zache, at Niles (08/29/2025)



2025 St. Joseph Bears Football
St. Joseph Game Superlatives (as of Oct 09, 2025)
All games



OPPONENT TEAM GAME HIGHS

Rushes	62	vs Edwardsburg (09/05/2025)
Yards Rushing	373	at Portage Northern (10/03/2025)
Yards Per Rush	7.8	at Portage Northern (10/03/2025)
TD Rushes	6	at Portage Northern (10/03/2025)
Pass attempts	31	vs Gull Lake (09/19/2025)
Pass completions	19	at Kalamazoo Loy Norrix (09/12/2025)
Yards Passing	292	at Kalamazoo Loy Norrix (09/12/2025)
Yards Per Pass	14.3	at Niles (08/29/2025)
TD Passes	4	at Kalamazoo Loy Norrix (09/12/2025)
Total Plays	67	vs Edwardsburg (09/05/2025)
Total Offense	382	vs Edwardsburg (09/05/2025)
Yards Per Play	7.6	at Portage Northern (10/03/2025)
Points	42	at Portage Northern (10/03/2025)
Sacks By	3	at Portage Northern (10/03/2025)
First Downs	18	vs Edwardsburg (09/05/2025)
Penalties	14	at Kalamazoo Loy Norrix (09/12/2025)
Penalty Yards	96	at Kalamazoo Loy Norrix (09/12/2025)
Turnovers	2	at Kalamazoo Loy Norrix (09/12/2025)
Interceptions By	2	at Niles (08/29/2025)
Punts	4	vs Gull Lake (09/19/2025)
Punting Avg	44.0	vs Lakeshore (09/26/2025)
Long Punt	57	vs Gull Lake (09/19/2025)
Long Punt Return	2	at Portage Northern (10/03/2025)



			Times	Times	Total		Rush	Pass	FGs	Failed to score inside RZ						
Date	Opponent	Score	In RZ	Scored	Pts	TDs	TDs	TDs	Made	FGA	Down	Int	Fumb	Half	Game	
08/29/2025	at Niles	L 18-28	4	3	20	3	3	0	0	0	0	0	0	1	0	
09/05/2025	EDWARDSBURG	L 37-40	5	4	20	2	2	0	2	1	0	0	0	0	0	
09/12/2025	at Kalamazoo Loy Norrix	W 51-25	5	2	12	2	0	2	0	1	1	1	0	0	0	
09/19/2025	GULL LAKE	W 46-7	3	1	7	1	1	0	0	0	2	0	0	0	0	
09/26/2025	LAKESHORE	W 35-14	1	0	0	0	0	0	0	1	0	0	0	0	0	
10/03/2025	at Portage Northern	L 36-42	4	4	28	4	4	0	0	0	0	0	0	0	0	
10/10/2025	MATTAWAN															
10/17/2025	at Battle Creek Central															
10/24/2025	PORTAGE CENTRAL															
Totals			22	14	87	12	10	2	2	3	3	1	0	1	0	
14 of 22 (63.6%)																



2025 St. Joseph Bears Football
St. Joseph By-Quarter Statistics (as of Oct 09, 2025)
All games



3rd-Down Conversions

Date	Opponent	Score	Overall	1st Qtr	2nd Qtr	3rd Qtr	4th Qtr	Overtime
08/29/2025	at Niles	L 18-28	4-13 30.8	1-3 33.3	1-3 33.3	1-3 33.3	1-4 25.0	
09/05/2025	EDWARDSBURG	L 37-40	5-9 55.6	1-2 50.0	1-3 33.3	1-1 100.0	2-3 66.7	
09/12/2025	at Kalamazoo Loy Norrix	W 51-25	4-10 40.0	0-2 0.0	2-3 66.7	0-1 0.0	2-4 50.0	
09/19/2025	GULL LAKE	W 46-7	2-5 40.0	1-2 50.0	0-1 0.0	1-1 100.0	0-1 0.0	
09/26/2025	LAKESHORE	W 35-14	8-12 66.7	5-5 100.0	3-6 50.0	0-1 0.0	0-0 0.0	
10/03/2025	at Portage Northern	L 36-42	11-18 61.1	2-5 40.0	1-5 20.0	2-2 100.0	6-6 100.0	
10/10/2025	MATTAWAN							
10/17/2025	at Battle Creek Central							
10/24/2025	PORTAGE CENTRAL							
	St. Joseph		34-67 50.7	10-19 52.6	8-21 38.1	5-9 55.6	11-18 61.1	0-0 0.0
	Opponents		26-69 37.7	5-15 33.3	5-23 21.7	7-15 46.7	9-16 56.2	0-0 0.0

4th-Down Conversions

Date	Opponent	Score	Overall	1st Qtr	2nd Qtr	3rd Qtr	4th Qtr	Overtime
08/29/2025	at Niles	L 18-28	4-7 57.1	1-2 50.0	0-1 0.0	2-2 100.0	1-2 50.0	
09/05/2025	EDWARDSBURG	L 37-40	0-3 0.0	0-1 0.0	0-2 0.0	0-0 0.0	0-0 0.0	
09/12/2025	at Kalamazoo Loy Norrix	W 51-25	2-2 100.0	1-1 100.0	0-0 0.0	1-1 100.0	0-0 0.0	
09/19/2025	GULL LAKE	W 46-7	1-3 33.3	0-1 0.0	0-1 0.0	0-0 0.0	1-1 100.0	
09/26/2025	LAKESHORE	W 35-14	1-3 33.3	0-0 0.0	1-2 50.0	0-1 0.0	0-0 0.0	
10/03/2025	at Portage Northern	L 36-42	1-3 33.3	1-2 50.0	0-1 0.0	0-0 0.0	0-0 0.0	
10/10/2025	MATTAWAN							
10/17/2025	at Battle Creek Central							
10/24/2025	PORTAGE CENTRAL							
	St. Joseph		9-21 42.9	3-7 42.9	1-7 14.3	3-4 75.0	2-3 66.7	0-0 0.0
	Opponents		11-18 61.1	3-7 42.9	5-8 62.5	2-2 100.0	1-1 100.0	0-0 0.0

Time of Possession

Date	Opponent	Score	Overall	1st Qtr	2nd Qtr	3rd Qtr	4th Qtr	Overtime
08/29/2025	at Niles	L 18-28	20:54	5:50	5:13	6:05	3:46	
09/05/2025	EDWARDSBURG	L 37-40	12:43	3:03	3:09	3:58	2:33	
09/12/2025	at Kalamazoo Loy Norrix	W 51-25	25:10	5:51	3:56	5:49	9:34	
09/19/2025	GULL LAKE	W 46-7	20:58	4:51	4:23	6:42	5:02	
09/26/2025	LAKESHORE	W 35-14	24:37	8:26	8:53	2:29	4:49	
10/03/2025	at Portage Northern	L 36-42	23:20	7:34	5:27	3:52	6:27	
10/10/2025	MATTAWAN							
10/17/2025	at Battle Creek Central							
10/24/2025	PORTAGE CENTRAL							
	St. Joseph	Total	127:42	35:35	31:01	28:55	32:11	0:00
		Avg.	21:17	5:55	5:10	4:49	5:21	0:00
	Opponents	Total	160:04	36:25	40:59	43:05	39:35	0:00
		Avg.	26:40	6:04	6:49	7:10	6:35	0:00



2025 St. Joseph Bears Football
St. Joseph Game Superlatives (as of Oct 09, 2025)
All games



INDIVIDUAL GAME HIGHS

Rushes	31	Ish Dixon vs Lakeshore (09/26/2025)
Yards Rushing	177	Ish Dixon vs Lakeshore (09/26/2025)
TD Rushes	3	Ish Dixon vs Edwardsburg (09/05/2025)
	3	Ish Dixon vs Gull Lake (09/19/2025)
	3	Caden LeClear vs Lakeshore (09/26/2025)
	3	Ish Dixon at Portage Northern (10/03/2025)
Long Rush	80	James Atterbery at Kalamazoo Loy Norrix (09/12/2025)
Pass attempts	23	Hudson Corning vs Edwardsburg (09/05/2025)
Pass completions	11	Hudson Corning vs Edwardsburg (09/05/2025)
Yards Passing	217	Hudson Corning vs Edwardsburg (09/05/2025)
TD Passes	2	Hudson Corning vs Edwardsburg (09/05/2025)
Long Pass	70	Hudson Corning vs Edwardsburg (09/05/2025)
Receptions	6	Nate Schmitt vs Edwardsburg (09/05/2025)
Yards Receiving	112	Nate Schmitt vs Edwardsburg (09/05/2025)
TD Receptions	1	Nate Schmitt at Niles (08/29/2025)
	1	Nate Schmitt vs Edwardsburg (09/05/2025)
	1	Caden LeClear vs Edwardsburg (09/05/2025)
	1	Liam McAndrew at Kalamazoo Loy Norrix (09/12/2025)
	1	Nate Schmitt at Portage Northern (10/03/2025)
	1	Jace Hopkins at Portage Northern (10/03/2025)
Long Reception	70	Caden LeClear vs Edwardsburg (09/05/2025)
Punts	3	Dominick Lignel at Portage Northern (10/03/2025)
Punting Avg	29.7	Dominick Lignel at Portage Northern (10/03/2025)
Long Punt	42	Dominick Lignel at Portage Northern (10/03/2025)
Long Punt Return	16	James Atterbery vs Gull Lake (09/19/2025)
Long Kickoff Return	27	Ish Dixon at Niles (08/29/2025)
	27	Gabe King vs Edwardsburg (09/05/2025)
Tackles	18	Isaac Codde at Niles (08/29/2025)
	18	Isaac Codde vs Edwardsburg (09/05/2025)
Sacks	1.0	Jackson Huber at Kalamazoo Loy Norrix (09/12/2025)
	1.0	Chase Pitcher at Kalamazoo Loy Norrix (09/12/2025)
	1.0	Riley Halverson vs Gull Lake (09/19/2025)
	1.0	Warren Schramm vs Lakeshore (09/26/2025)
Tackles For Loss	3.0	Dominick Lignel at Kalamazoo Loy Norrix (09/12/2025)
	3.0	Chase Pitcher at Kalamazoo Loy Norrix (09/12/2025)
	3.0	Nate Schmitt vs Lakeshore (09/26/2025)
Interceptions	1	Nate Schmitt at Kalamazoo Loy Norrix (09/12/2025)
	1	Dominick Lignel vs Gull Lake (09/19/2025)
	1	Gabe King vs Lakeshore (09/26/2025)



2025 St. Joseph Bears Football
St. Joseph Game Superlatives (as of Oct 09, 2025)
All games



TEAM GAME HIGHS

Rushes	64	at Kalamazoo Loy Norrix (09/12/2025)
	64	vs Lakeshore (09/26/2025)
Yards Rushing	511	vs Gull Lake (09/19/2025)
Yards Per Rush	9.5	vs Gull Lake (09/19/2025)
TD Rushes	7	vs Gull Lake (09/19/2025)
Pass attempts	23	vs Edwardsburg (09/05/2025)
Pass completions	11	vs Edwardsburg (09/05/2025)
Yards Passing	217	vs Edwardsburg (09/05/2025)
Yards Per Pass	15.1	at Kalamazoo Loy Norrix (09/12/2025)
TD Passes	2	vs Edwardsburg (09/05/2025)
	2	at Portage Northern (10/03/2025)
Total Plays	75	at Portage Northern (10/03/2025)
Total Offense	657	vs Gull Lake (09/19/2025)
Yards Per Play	9.8	vs Gull Lake (09/19/2025)
Points	51	at Kalamazoo Loy Norrix (09/12/2025)
Sacks By	2	at Kalamazoo Loy Norrix (09/12/2025)
First Downs	29	vs Gull Lake (09/19/2025)
Penalties	8	at Kalamazoo Loy Norrix (09/12/2025)
	8	vs Gull Lake (09/19/2025)
Penalty Yards	64	vs Gull Lake (09/19/2025)
Turnovers	3	vs Edwardsburg (09/05/2025)
Interceptions By	1	at Kalamazoo Loy Norrix (09/12/2025)
	1	vs Gull Lake (09/19/2025)
	1	vs Lakeshore (09/26/2025)
Punts	3	at Portage Northern (10/03/2025)
Punting Avg	29.7	at Portage Northern (10/03/2025)
Long Punt	42	at Portage Northern (10/03/2025)
Long Punt Return	16	vs Gull Lake (09/19/2025)



2025 St. Joseph Bears Football
St. Joseph Game Superlatives (as of Oct 09, 2025)
All games



OPPONENT INDIVIDUAL GAME HIGHS

Rushes	25	Kaden Griffiths, vs Lakeshore (09/26/2025)
Yards Rushing	211	Keniel Ortiz, at Portage Northern (10/03/2025)
TD Rushes	3	Aireus Jackson, at Portage Northern (10/03/2025)
	3	Keniel Ortiz, at Portage Northern (10/03/2025)
Long Rush	59	Cameron Hayden, vs Edwardsburg (09/05/2025)
Pass attempts	31	Zac Pfennig, vs Gull Lake (09/19/2025)
Pass completions	18	Zac Pfennig, vs Gull Lake (09/19/2025)
Yards Passing	255	Jonavan Hare, at Kalamazoo Loy Norrix (09/12/2025)
TD Passes	3	Jonavan Hare, at Kalamazoo Loy Norrix (09/12/2025)
Long Pass	67	Kaden Griffiths, vs Lakeshore (09/26/2025)
Receptions	4	Lucas Hutchinson, vs Gull Lake (09/19/2025)
	4	Donnell Brooks, vs Gull Lake (09/19/2025)
Yards Receiving	89	Isaiah Timmons, vs Lakeshore (09/26/2025)
TD Receptions	2	Javontay Smith, at Kalamazoo Loy Norrix (09/12/2025)
Long Reception	67	Isaiah Timmons, vs Lakeshore (09/26/2025)
Field Goals	2	Zachariah Jacob, vs Edwardsburg (09/05/2025)
Long Field Goal	27	Zachariah Jacob, vs Edwardsburg (09/05/2025)
Punts	4	Zac Pfennig, vs Gull Lake (09/19/2025)
Punting Avg	44.0	Kaden Griffiths, vs Lakeshore (09/26/2025)
Long Punt	57	Zac Pfennig, vs Gull Lake (09/19/2025)
Long Punt Return	2	Lucas Pinder, at Portage Northern (10/03/2025)
Long Kickoff Return	37	Demetrius Benne, at Kalamazoo Loy Norrix (09/12/2025)
Tackles	12	Rylan Lowe, at Portage Northern (10/03/2025)
Sacks	1.0	Bryce Young, at Niles (08/29/2025)
	1.0	Dylan Mendenhal, vs Edwardsburg (09/05/2025)
	1.0	Mitch Zuhl, vs Lakeshore (09/26/2025)
	1.0	Rylan Lowe, at Portage Northern (10/03/2025)
	1.0	Aireus Jackson, at Portage Northern (10/03/2025)
	1.0	Josh Jordan, at Portage Northern (10/03/2025)
Tackles For Loss	4.0	Za'Shawn Arnold, at Kalamazoo Loy Norrix (09/12/2025)
Interceptions	2	Bryce Zache, at Niles (08/29/2025)



2025 St. Joseph Bears Football
St. Joseph Game Superlatives (as of Oct 09, 2025)
All games



OPPONENT TEAM GAME HIGHS

Rushes	62	vs Edwardsburg (09/05/2025)
Yards Rushing	373	at Portage Northern (10/03/2025)
Yards Per Rush	7.8	at Portage Northern (10/03/2025)
TD Rushes	6	at Portage Northern (10/03/2025)
Pass attempts	31	vs Gull Lake (09/19/2025)
Pass completions	19	at Kalamazoo Loy Norrix (09/12/2025)
Yards Passing	292	at Kalamazoo Loy Norrix (09/12/2025)
Yards Per Pass	14.3	at Niles (08/29/2025)
TD Passes	4	at Kalamazoo Loy Norrix (09/12/2025)
Total Plays	67	vs Edwardsburg (09/05/2025)
Total Offense	382	vs Edwardsburg (09/05/2025)
Yards Per Play	7.6	at Portage Northern (10/03/2025)
Points	42	at Portage Northern (10/03/2025)
Sacks By	3	at Portage Northern (10/03/2025)
First Downs	18	vs Edwardsburg (09/05/2025)
Penalties	14	at Kalamazoo Loy Norrix (09/12/2025)
Penalty Yards	96	at Kalamazoo Loy Norrix (09/12/2025)
Turnovers	2	at Kalamazoo Loy Norrix (09/12/2025)
Interceptions By	2	at Niles (08/29/2025)
Punts	4	vs Gull Lake (09/19/2025)
Punting Avg	44.0	vs Lakeshore (09/26/2025)
Long Punt	57	vs Gull Lake (09/19/2025)
Long Punt Return	2	at Portage Northern (10/03/2025)