










BEARS GAMEDAY 2021

"RAISE HIGH OUR MAIZE AND BLUE UNTIL THE FIGHT IS WON" - TEAM 106

Game 8 – Friday, October 15, 2021 – 7:00 p.m. – Jerry Niehaus Field, Chelsea, MI

2021 Schedule	
	Friday, 8/27/21 – 7:00 PM vs. Mattawan WIN 34-19
	Thursday, 9/2/21 – 7:00 PM at Battle Creek Central WIN 62-30
	Friday, 9/10/21 – 7:00 PM vs. Potage Northern WIN 21-3
	Friday, 9/17/21 – 7:00 PM at Kalamazoo Central WIN 29-13
	Friday, 9/24/21 – 7:00 PM vs. Okemos WIN 75-0
	Friday, 10/1/21 – 7:00 PM at Portage Central OT LOSS 30-36
	Friday, 10/8/21 – 7:00 PM vs. Lakeshore LOSS 28-35
	Friday, 10/15/21 – 7:00 PM at Chelsea Jerry Niehaus Field
	Friday, 10/22/21 – 7:00 PM vs. Battle Creek Lakeview Dickinson Stadium

St. Joseph Bears Media	
FM Radio/Internet: News/Talk/Sports 94.9 WSJM wsjm.com / wsjmsports.com Mike Arney (play by play) Bret Witkowski (analyst)	
Internet Only Audio: St. Joseph Bears Sports Network sjbearssports.com Sam O'Toole (play by play) Brent Lesniak (analyst)	
Home Video Stream: NFHS Network nfhsnetwork.com	
Print Media: The Herald Palladium theh-p.com	
Social Media:	
Facebook facebook.com/SJFootball	
Twitter twitter.com/stjoefootball	
Instagram @stjoefootball	
St. Joe Athletic Department Twitter twitter.com/sjbearssports	
St. Joe Athletic Department Instagram @sjbearssports	

ST. JOSEPH BEARS		CHELSEA BULLDOGS	
			
Team Record: 5-2		Team Record: 7-0	
Conference Record: (SMAC) 4-2		Conference Record: (SEC-White) 5-0	
Enrollment: 1,020		Enrollment 803	
MHSAA Class/Football Division: A-D3		MHSAA Class/Football Division: B-D4	
Last Game: 10/08/2021 Lakeshore 35, St. Joseph 28		Last Game: 10/08/2021 Chelsea 58, Tecumseh 21	
Head Coach: Andrew Pratley 3 rd season (18-8) vs. Chelsea (0-0)		Head Coach: Josh Lucas 4 th season (39-6) vs. St. Joseph (0-0)	

ST. JOSEPH VS. CHELSEA GAME NOTES

The Opening Drive:

The Southwest faces the Southeast. St. Joe and Chelsea meet for the first time in the history of each program. This is St. Joe's first trip to Washtenaw County since 2016, when the Bears opened the season against Kalamazoo Central in a neutral site game held at Michigan Stadium at the University of Michigan campus in Ann Arbor. For St. Joe this game is a replacement of the game which was originally going to be at Gull Lake as the Blue Devils have voluntarily withdrawn from SMAC football play.

The Bears:

Another early lead couldn't be held as St. Joe blew a 14 point lead in a 35-28 loss to rival Lakeshore at Dickinson Stadium a week ago. St. Joe got rushing scores from Preston Nichols from a yard out, a 52 yard touchdown run from Trey McGinnis, Joron Brown added a 7-yard touchdown run in the third quarter. Hunter Lange had an 80 yard kickoff return for a touchdown. Joron Brown became the first Bears running back to run for over 100 yards in a game this season, finishing with 168 yards on 20 carries. Elijah Turner led the Bear defense with 9 tackles. The game featured no turnovers by either team.

The Bulldogs:

Chelsea clinched their third straight SEC-White division title after a 58-21 weather delayed win over Tecumseh last week. Bulldogs running back Trent Hill accounted for 288 yards rushing on 14 carries and four touchdowns. Hill also had a receiving touchdown.

It "Bears" Mentioning

Tonight is just a one game series as the two teams are not scheduled to play next season, since this was originally supposed to be a game at Gull Lake. This is the 2nd year of the SMAC schedule rotation.

TEAM 106...

#	NAME	Yr.	Pos	Ht.	Wt.
2	PRESTON NICHOLS	SR.	QB/DB	6'3	170
3	TROY SIMS	SR.	S	6'2	165
4	TREY MCGINNIS	JR.	RB/DB	5'11	165
5	CALEB GAREY	JR.	SL	6'2	180
6	JORON BROWN	JR.	RB/LB	6'0	180
7	HUDSON LANGE	JR.	S	5'7	145
8	DYLAN STEVENS	JR.	WR	6'1	180
9	MATTHEW LANIER	JR.	QB	6'4	180
10	BRYSTUN MAYBERRY	SR.	CB	6'0	170
11	MALIK IMMOOS	SR.	LB	6'2	180
12	COLE LAKIN	JR.	S	6'0	170
13	JORDAN BELL	JR.	WR	5'9	145
14	THOMAS MOORE	JR.	RB	5'7	165
15	EIAN NELSON	JR.	S	5'11	165
16	HUNTER HALL	JR.	QB	5'6	200
17	JACKSON LANE	SO.	QB	6'0	175
18	BOBBY NATE	JR.	WR	6'0	170
19	MEHDI LADJEL	JR.	WR	6'1	150
20	BEN ZAROTNEY	JR.	CB	5'10	145
21	DEREK HENRIQUEZ CRUZ	SO.	RB	5'6	160
22	ELIJAH TURNER	JR.	LB	6'0	190
23	SAHASKRIT SINGH	SR.	DL	5'11	215
24	KARSEN SHAFER	SO.	TE	6'0	190
25	CONAGHER BRIGGS	SO.	TE	5'9	160
27	ANDREW BARLOW	SO.	RB	5'11	175
30	JP HEAPS	SO.	DB	5'8	130
31	JULIUS DAVIS	JR.	LB	5'7	230
32	JACK LAWRENCE	SO.	LB	5'11	150
33	JAMIER PARKER-HERSEY	SO.	RB	5'10	150
35	MAGUIRE LANGE	FR.	RB	5'9	150
40	GAVIN KELLER	FR.	RB	5'10	140

#	NAME	Yr.	Pos	Ht.	Wt.
42	RABAH JAFFAL	SR.	S	5'11	160
43	LUCAS PFEIFER	SO.	WR	6'0	130
44	JUSWIN JUDGE	SO.	LB	6'2	170
45	RILEY BIGGINS	JR.	TE	6'3"	200
50	TJ BRODERICK	SR.	DL	6'0	180
51	MARIOUS ALEXANDER	SR.	DT	5'9	175
52	DOMINIC DUBINOFF	JR.	DT	5'5	160
54	JAMES BEHRMAN	SR.	G	6'1"	170
55	JERRY CAPACCIO	JR.	T/DL	6'1"	230
56	TROY PAINTER	JR.	G	5'9"	220
58	MATT MORRIS	SR.	T	6'1"	190
59	OWEN POOLE	SO.	C	5'5	205
60	LANDON McIVER	SO.	G	5'8	135
61	BRANDON JONES	SR.	C	5'8	180
63	MATTHEW GOLLADAY	JR.	DT	6'1"	230
65	NATE SPARKMAN	SR.	DL	6'1"	265
66	CONNOR HUIZENGA	SO.	C	5'9"	220
67	DHRUV ZAVERI	SO.	G	5'6"	270
68	LUKE BENNETT	JR.	G	5'11	240
70	CHRISTIAN FEIKEMA	JR.	G	6'2"	180
71	CADEN HANKINS	JR.	LB	5'5"	190
72	LUKE HARTFIELD	SR.	T	6'1"	190
74	MARIO GALVAN	JR.	DT	5'7	245
76	CAMDEN KING	FR.	G	5'11	195
77	JOEY SICURELLO JR.	SR.	DT	5'9"	225
78	JOSH NICHOLSON	SR.	DT	6'1"	190
79	RUSTY KLAER	FR.	T	6'0	220
87	COLE TONEY	SR.	WR	6'4	175
88	COOPER TRUMBLY	JR.	WR	5'9"	150
98	MAX TAYLOR	JR.	K/P	5'10"	155
99	WILLIAM DODSON	SR.	DE	6'2"	185

HEAD COACH: ANDREW PRATLEY

(3RD SEASON)

ASSISTANTS: STEVE GRAZIANO, BEN JAGER, BILL FOSTER, AARON OLMSTED, JASON CATANIA, BILL SHERMAN, BOB YACK, MICHAEL PRATLEY, SAM WALLACE, IAN BROWN, DAN MCGINNIS, KAMERON STORTZ, LOGAN JONES, RYAN KLAER, ORLANDO MALONE, KEVIN MCLAUGHLIN, KODY MCLAUGHLIN, KORY MCLAUGHLIN, ANDY BLOMGREN, LUKE HEDSTROM



QUICK FACTS...


Series History: 1 st meeting St. Joseph points: 0 Chelsea points: 0 Games Decided by 3 Points or Less: 0-0 Games Decided by 7 Points or Less: 0-0 Games Decided by 10 Points or More: 0-0 St. Joseph's Longest Winning Streak: none none St. Joseph Longest Losing Streak: none none Current St. Joseph Streak: None Biggest St. Joe Win: 1 st meeting Biggest St. Joe Loss: 1 st meeting Last St. Joe Home Win: 1 st meeting Last St. Joe Road Win: 1 st meeting Last Chelsea Home Win: 1 st meeting Last Chelsea Road Win: 1 st meeting	Enrollment: 1,026 (Class A, Football Division 3) School Type: Public Superintendent: Jenny Fee Assistant Superintendent: Kelly Gaideski Principal: Greg Blomgren Assistant Principal: Jim Berry Athletic Director/Assistant Principal: Kevin Guzzo Nickname: Bears Colors: Maize and Blue Fight Song: St. Joseph Fight Song Conference: Southwest Michigan Athletic Conference, Charter member since 1931 First Year of Football Competition: 1913 All-Time Record: 551-371-34 (106 th season) *(No teams in 1916-18, influenza and WWI) State Titles: 0 Runner Up: 1, 1988 (Class B) S.M.A.C. Conference/Division Championships (Last): 37 (2020) Undefeated Seasons: (10) (1938, 71, 73, 80, 84, 86, 87, 88, 07, 08) Longest regular season winning streak: 37 - 9/26/86-9/30/89 Playoff Appearances: (21) – B:80,84,86,87,88; BB:90,96,97; 3:99,06,07,08,09,10,11,13,15,16,17,18,19,20 Retired Jersey's: 82 Rob Fredrickson (Class of 1989) – Jersey retired on January 5, 1999
---	---

THE BEARS WHEN...

Overall Record:	5-2 (0.714)
Home Record:	3-1 (0.750)
Road Record:	2-1 (0.667)
Neutral Site Record:	0-0 (0.000)
Conference Record:	4-1 (0.800)
St. Joseph scores first:	3-2 (0.600)
Opponent scores first:	2-0 (1.000)
Scoring 21 points or more:	5-2 (0.714)
Scoring 20 points or less:	0-0 (0.000)
Allowing 21 points or more:	1-2 (0.333)
Allowing 20 points or less:	4-0 (1.000)
Leading at the half:	4-2 (0.667)
Tied at the half:	0-0 (0.000)
Trailing at the half:	1-0 (0.000)
Leading after 3 quarters:	5-2 (0.714)
Tied after 3 quarters:	0-0 (0.000)
Trailing after 3 quarters:	0-0 (0.000)
Takeaways / Giveaways:	23/9 (+14)
Points scored off turnovers:	104
Points allowed off turnovers:	16
Points scoring on game opening drive:	21
Points allowed on game opening drive:	3
Scored on game opening drive:	3/7
Scored against on opening drive:	1/7

2021 Opponents...		
Team	Record	%
Mattawan	2-5	0.286
Battle Creek Central	3-4	0.429
Portage Northern	2-5	0.286
Kalamazoo Central	2-5	0.286
Okemos	0-7	0.000
Portage Central	5-2	0.714
Lakeshore	6-1	0.857
Chelsea	7-0	1.000
Battle Creek Lakeview	4-3	0.571
Opponents overall record: 31-32 (0.492)		
St. Joseph Record: 5-2 (0.714)		

ON THE SIDELINES...

Year	Coach	Record	ST. JOSEPH BEARS FOOTBALL COACHING HISTORY	Head Coach: Andrew Pratley
1913	Whitehead	3-4		 <p>Coach Pratley is in now in his third season as Head Coach of the St. Joe Bears. Coach Pratley is also in his 23rd year of coaching. He served as an assistant coach at Adrian High School for 1 year, Mio High School for 4 before spending 9 years as Head Coach of Ogemaw Heights High School and the past 6 years as Head Coach of Holland High School. Coach Pratley is a 1996 graduate of Frankfort High School. He graduated from Adrian College in 2000 with a Bachelors degree and earned his Masters Degree in Administration from the University of Phoenix in 2008. He is currently the Assistant Principal at Brown Elementary School. He is happily married to his beautiful wife Kristen for the past 20+ years and together they have three children, Ellison who currently is a senior at Valparaiso University, Troy, who just graduated last spring from St. Joe is at Concordia University Chicago, and Breanne a junior at St. Joe High School.</p>
1914	Berry	2-6		
1915	Gardner	0-6-1		
1916-1918	No Teams			
1919-1920	Gordon Gabal	12-6-1		
1921-1931	Henry Howe	50-39-11		
1932	Fred Harrsen	1-7-1		
1933	Henry Howe	4-3-1 (54-42-12)		
1934-1935	Ronald Finch	12-3-2		
1936-1946	Harry Lee	53-31-5		
1947-1948	Jack Petosky	7-5-3		
1949-1950	Jay Eldred	8-8		
1951-1953	Walt Gephart	10-13-1		
1954-1963	Dick Higgs	43-31-7		
1964-1967	Willis Koontz	13-22		
1968-2001	Ivan "Ike" Muhlenkamp	211-110-1		
2002-2005	John Van Wagoner	7-29		
2006-2010	Elliot Uzelac	45-13		
2011-2018	Gandalf Church	53-28		
2019-	Andrew Pratley	18-8		
SAINT JOSEPH FIGHT SONG			St. Joseph Bears: 2019-present (18-7)	
Fight on to victory,			2019: 6-4 (4-1 SMAC West)	
As we shout our battle cry!			2020: 7-2 (4-1 SMAC)	
Fight on, old Varsity,			2021: 5-2 (4-2 SMAC)	
As the Bears go marching by.			Holland Dutch: 2013-2018 (17-38)	
We'll sing a toast or two,			2013: 1-8 (1-4 OK-Green)	
For every loyal son, (and daughter)			2014: 2-7 (1-4 OK-Green)	
Raise high our maize and blue,			2015: 2-7 (1-4 OK-Green)	
Until the fight is won!			2016: 2-7 (0-6 OK-Green)	
F-I, F-I-T-E, Fight!			2017: 6-4 (4-2 OK-Green)	
So, Bears, fight with all your might!			2018: 2-7 (0-6 OK-Green)	
We're right, so fight, we're conquerors tonight!			West Branch Ogemaw Heights Falcons: 2012-2004 (60-37)	
Fight on to victory,			2004: 4-5 (3-2 NE Michigan)	
As we shout our battle cry!			2005: 7-4 (3-2 NE Michigan)	
Fight on, oh Varsity,			2006: 8-4 (3-2 NE Michigan)	
As the Bears go marching by.			2007: 8-3 (4-1 NE Michigan)	
We'll sing a toast or two,			2008: 5-5 (2-2 NE Michigan)	
For every loyal son, (and daughter)			2009: 11-2 (4-0 NE Michigan)	
Raise high the maize and blue,			2010: 5-5 (2-1 NE Michigan)	
Until the fight is won!			2011: 4-5 (2-4 Big North)	
			2012: 8-4 (4-2 Big North)	

2021 SCHEDULE BREAKDOWN



WIN 34-19

Mattawan

Fri. 8/27 – 7:00 pm
Steve Upton Field at
Dickinson Stadium

The Bears 106th season opening game takes place along the shores of Lake Michigan at Steve Upton Field at Dickinson Stadium. The two teams were to meet to start last season but the cancelled because of the COVID outbreak. St. Joseph holds the advantage in the series 11-4. This will be the first opportunity to see now 2nd year head coach David Arrasmith.



WIN 62-30

Battle Creek Central

Thu. 9/2 – 7:00 pm
C.W. Post Field

A visit to the oldest venue in the SMAC and one of the oldest in the state. The Bears return to C.W. Post Field for a game at Battle Creek Central. The Bears and Bearcats waited out a nearly 3-hour weather delay to complete a 32-19 win in Andrew Pratley's first game as St. Joe head coach in week 1 of the 2019 season. St. Joe leads the series 15-8.



WIN 21-13

Portage Northern

Fri. 9/10 – 7:00 pm
Steve Upton Field at
Dickinson Stadium

St. Joe returns home to welcome Portage Northern in week 3. Portage Northern has won the last two games, those two wins also secured a SMAC West Division title. The two teams last met in 2019 at Portage Northern's new Huskie Stadium, the 2020 matchup was also planned to be held at Portage. For the first time in 27 years Pete Schermerhorn will not be the coach of the Huskies. Former PC Assistant Kurt Twichell assumes the job at rival Northern.



WIN 29-13

Kalamazoo Central

Fri. 9/17 – 7:00 pm
Thomas Stadium

The delayed 2020 season opener rematch is the week 4 matchup as St. Joe travels to Kalamazoo Central. The Bears won 46-13 at Dickinson Stadium a year ago and have won 10 straight against the Maroon Giants. Including the Bears 2016 opening game which was held at Michigan Stadium in Ann Arbor, a 26-0 victory.



WIN 75-0

Okemos

Fri. 9/24 – 7:00 pm
Steve Upton Field at
Dickinson Stadium

The Bears CAAC-Blue opponent last year and this year is Okemos. St. Joe went on the road for a 34-13 win at Okemos. This will be the first non-SMAC opponent to visit Dickinson Stadium since 2018, when CAAC-Blue opponent DeWitt made the roughly 2-hour trek from the Lansing region. Okemos has a new coach this season, Brad Lilly takes over after Mike Krumm stepped down after 3 seasons.



OT LOSS 30-36

Portage Central

Fri. 10/1 – 7:00 pm
McCamley Field

For most of the 1980's and 1990's, the winner of the St. Joseph, Portage Central game went on to win the then Big "8" Conference title. St. Joe makes the 2nd trip to the newly rebuilt McCamley Field for the week 6 matchup. St. Joe won last year 20-13 and has won 4 straight games overall and the last 3 in a row at Portage.



LOSS 28-35

Lakeshore

Fri. 10/8 – 7:00 pm
Steve Upton Field at
Dickinson Stadium

There never really is much that needs to be said about the annual St. Joseph vs. Lakeshore game, the Bears and Lancers met twice a year ago. With the Bears falling both times, in the regular season at Lakeshore and the district championship game at Dickinson Stadium.

**Chelsea**

10/15 – 7:00 pm
Jerry Niehaus Field

The new team on the schedule this year is the Chelsea Bulldogs as the Southwest meets the Southeast. Chelsea fell in the 2020 Division 3 semifinals to River Rouge. It will be the first time St. Joe has faced Chelsea. Chelsea's head coach is Josh Lucas, who knows about St. Joe, as he previous was at Allegan High School.

**Battle Creek Lakeview**

10/22 – 7:00 pm
Steve Upton Field at
Dickinson Stadium

The 2021 regular season comes to a conclusion the same way 2020 did, with a game against Battle Creek Lakeview. St. Joe won the game at Lakeview a year ago 22-14. The series with the Spartans is tied 9-9 after 18 games. Lakeview won the last meeting at Dickinson Stadium 14-0 in 2019.

CHELSEA'S LAST GAME – 10/08/21 – CHELSEA 58, TECUMSEH 21 – INDIAN STADIUM, TECUMSEH, MI ***Chelsea Football Claims Third Straight SEC White Title***

By Michael Williamson – The Sun Times News

Mother Nature made it take a little longer than expected, but after a weather delay due to lightning the Chelsea football team rolled over Tecumseh 58-21 Friday night to clinch the third straight SEC White title for the Bulldogs.

Trent Hill had a career night to lead the Bulldogs as he finished with 288 yards on 14 carries and four touchdowns. He also caught two passes for 28 yards and a score.

Hill put the Bulldogs on top with a 49-yard scoring run early in the first quarter, but Tecumseh would answer with a TD run to tie it at 7-7.

Lucas Dunn then hit Hill with a 13-yard scoring pass to make it 14-7 when lightning was seen forcing a weather delay.

The Bulldogs picked up where they left off after the delay on a TD run by Hill to make it 21-7 after one quarter.

Dunn then hit Cole Munson with a 10-yard scoring pass to push the lead to 28-7 before Tecumseh got one back to cut the lead to 28-14 with a TD run.

Hill scored from 16 yards out and Hunter Shaw hit a 32-yard field goal at the buzzer to give Chelsea a 38-14 halftime lead.

On the first play of the second half Hill sprinted 61 yards for a score to make it 45-14.

Lucas Hanifan would run one in from 17 yards out to make it 52-14.

The Bulldogs would add one more score late to make the final 58-21 to improve to 7-0 overall and finish 5-0 in the SEC White.

They will host St. Joseph (5-2) in a non-league contest Friday night.

Trent Hill runs wild to lead Chelsea to SEC-White title

By Greg Wickliffe – Mlive.com/Ann Arbor News

Teams have tried and teams have failed to stop Chelsea's Trent Hill this fall. Not even a weather delay could keep him from standing out on Friday.

The senior running back has made every defense the Bulldogs have faced this season pay and Tecumseh's unit was next in line on Friday night as Hill ran wild once again.

Hill rushed for four touchdowns and caught a TD pass to finish with 280 all-purpose yards to help the Bulldogs cruise past Tecumseh 58-21 to move to 7-0 on the year and win the Southeastern Conference White championship.

The Bulldogs have won 18 straight SEC-White games dating back to the 2018 season and haven't lost a regular season game since the 2018 regular season finale.

In addition to Hill's performance, Lucas Hanifan rushed for a TD score and Cole Munson caught a TD pass from Lucas Dunn.

Chelsea will look to keep its winning streak going when it hosts St. Joseph (5-2) next week.

MEDIA AND BROADCAST PARTNERS...

This season, St. Joseph fans will have multiple options to follow St. Joe Bears Football all year long

NEWS/TALK/SPORTS 94.9 WSJM

Now in their 23rd season, News/Talk/Sports 94.9 WSJM will again be the radio home to St. Joseph Bears football. New this year is a new voice calling the games, Mike Arney takes over as the voice of Bears football broadcasts after Phil McDonald became the Athletic Director at Lake Michigan Catholic High School this summer, back alongside Mike will be former Bear player Bret Witkowski. WSJM's live feed is broadcast inside the stadium concourse, so fans don't have to miss any of the action while at the concession stand. The audio is also available on their website at wsjm.com as well as the WSJM app for Android and Apple devices.

**ST. JOSEPH BEARS SPORTS NETWORK**

New this year is the addition of the St. Joseph Bears Sports Network. In association with the St. Joe Athletic Department, Joe Jason Media adds its 8th school broadcast network to its lineup. The St. Joseph Bears Sports Network will be broadcast to not only varsity football games, both home and on the road, but select volleyball, wrestling, as well as boys and girls basketball, and boys and girls soccer this season. The website-based internet broadcasts will be on their website at sjbearssports.com and will be done by Sam O'Toole and Brent Lesniak. Joe Jason Media has networks devoted to Lakeshore, Dowagiac, South Haven, Edwardsburg, Berrien Springs, Mattawan, DeWitt, and the Greater Muskegon area.

**NFHS NETWORK**

Bears fans that are unable to be at Dickinson Stadium can still watch the games live, or even watch the games again thanks to the NFHS Network. The NFHS Network is the official video streaming provider for the MHSAA and most high school sports governing bodies in the country. Viewers have to subscribe to the video streaming service for a monthly or yearly fee, and a portion of that fee is returned to the school. St. Joe has two NFHS Cameras at the high school, one located at Dickinson Stadium and the other in the Bear Den. This will allow nearly every athletic event taking place at either venue to be streamed online, and the camera is completely automatic and is not run by a camera operator. Plus the video features the live scoreboard on the bottom of the screen just as games on TV. The NFHS Network can be viewed on your desktop or laptop computer by just visiting the website at www.nfhsnetwork.com, and you can also download the NFHS Network app for Apple or Android devices. In addition to St. Joe, the NFHS Network has similar cameras at Lakeshore, Kalamazoo Central, Portage Northern and Portage Central, which can also be viewed by subscribers without any additional fee. In fact you can watch games from any school that has an NFHS Network camera.

**HERALD PALLADIUM**

Game stories, previews, and reporting from the Herald Palladium continues to be part of the high school football experience and of Southwest Michigan High School Sports altogether. The Herald Palladium has been a staple at St. Joseph Bears Football games both home and in many cases, the road as well. Subscribers of the local newspaper in actual print or on their website heraldpalladium.com will get the stories from the games and full color photos of all the action.

**OTHER BROADCAST OUTLETS:**

Television highlights are usually provided by media outlets in the South Bend or Kalamazoo/Grand Rapids markets. South Bend's WNDU (16), WSBT (22), and WBND (57), Kalamazoo's WWMT (3), Grand Rapids WOOD (8), WXMI (17), and WZZM (13) will occasionally have a highlight or two. Other radio stations that might have a St. Joe game include WYTZ-FM 97.5 in Bridgman, or WKZO-AM 590 in Kalamazoo. Internet broadcasts include the Lakeshore Lancers Network and the Mattawan Wildcats Network.

THE SMAC...



ELSEWHERE AROUND THE SMAC – WEEK 7

► Portage Central 33, Portage Northern 17 – McCamley Field, Portage

Portage Central got two touchdowns each from Devin Porter, Grant Pikkart, and Frank Roseman as the Mustangs claimed the Kavanaugh Trophy for the first time since 2018 with a 33-17 win over rival Portage Northern.



► Mattawan 19, Battle Creek Lakeview 14 – Spartan Memorial Stadium, Battle Creek

Mattawan quarterback Ryan Van Liere threw for and ran for a touchdown in Mattawan's 19-14 upset win over Battle Creek Lakeview. Ryan Kiesling had the TD reception for the Wildcats while Blaine Rogers had a 33 yard touchdown run.

► Kalamazoo Central 33, Battle Creek Central 31 – Thomas Stadium, Kalamazoo

Kalamazoo Central held Battle Creek Central out of the endzone as time expired as the Maroon Giants beat Battle Creek Central 33-31 in the longest rivalry game in the state of Michigan.

Inactive SMAC Schools

► Ottawa Lake-Whiteford 76, Kalamazoo Loy Norrix 40 – Bobcat Stadium, Ottawa Lake

Whiteford jumped out to a 30-7 lead after the first quarter as the two teams combined to score the 38th highest combined points in state history in a 76-40 win. Loy Norrix senior quarterback Tyler Roberts completed 20 of 27 passes for 425 yards and four touchdowns while adding 73 rushing yards. Senior Kevin Lucas made all four scoring catches and finished with 175 yards on six receptions.

► Gull Lake 28, Lansing Waverly 21 – Waverly Stadium, Lansing

Gull Lake quarterback Silas VanWormer ran for three touchdowns in the Blue Devils 28-21 win over Lansing Waverly.

SMAC SCHEDULE – WEEK 8

St. Joseph at Chelsea

Lakeshore at Battle Creek Lakeview

Kalamazoo Central at Mattawan

Portage Central at Battle Creek Central

Holt at Portage Northern

SMAC SCHEDULE – WEEK 9

Battle Creek Lakeview at St. Joseph

Battle Creek Central at Mattawan

Kalamazoo Central at Portage Northern

DeWitt at Lakeshore

Portage Central at Harper Creek

SMAC BROADCASTS – WEEK 8

St. Joseph at Chelsea

- News/Talk/Sports 94.9 WSJM, St. Joseph Bears Sports Network.
- NFHS Network (Video)

Lakeshore at Battle Creek Lakeview

- 97.5 Y-Country WYTZ-FM, Lakeshore Lancers Network.
- NFHS Network (Video)

Holt at Portage Northern

- NFHS Network (video)

Kalamazoo Central at Mattawan

- Mattawan Wildcats Network

SMAC CONFERENCE STANDINGS

SMAC		OVERALL		DIVISION	
		W	L	W	L
1	LAKESHORE	6	1	5	1
2	PORTAGE CENTRAL	5	2	5	1
3	ST. JOSEPH	5	2	4	2
4	BATTLE CREEK LAKEVIEW	4	3	3	2
5	PORTAGE NORTHERN	2	5	2	4
6	BATTLE CREEK CENTRAL	3	4	1	4
7	KALAMAZOO CENTRAL	2	5	1	4
8	MATTAWAN	2	5	1	4

Other St. Joseph Opponents

OKEMOS (no nickname) Head Coach: Brad Lilley (1st)	CHELSEA BULLDOGS Head Coach: Josh Lucas (4th)
08/26 – MASON L 7-57 09/02 – at Haslett L 0-47 09/10 – HOLT L 0-60 09/17 – at Lansing Everett L 0-62 09/24 – at St. Joseph L 0-75 10/01 – DEWITT L 0-65 10/08 – at Grand Ledge L 0-43 10/15 – LANSING EVERETT 10/22 – at East Lansing	08/27 – TRENTON W 40-0 09/03 – at Angola (IN) W 42-14 09/10 – JACKSON W 41-6 09/17 – at Pinckney FW 1-0 09/24 – ADRIAN W 48-6 10/01 – at Ypsilanti W 49-13 10/08 – at Tecumseh W 58-21 10/15 – ST. JOSEPH 10/22 – at Dexter

THE RECORD BOOK...**Victories**

Consecutive, Regular Season only, No Ties

37 - 9/26/86-9/30/89

Consecutive Shutouts, No Ties

4 - 9/14-10/5/73 (Lakeshore, Muskegon Catholic Central, Dowagiac, Kalamazoo Loy Norrix)

3- 9/11-9/25/11 (Niles, Loy Norrix, Benton Harbor)

3 - 10/16-10/30/87 (Portage Northern, Kalamazoo Loy Norrix, South Haven)

3 - 9/26-10/10/86 (Benton Harbor, Portage Central, Niles)

Consecutive Winning Regular Seasons

11 - 1982-1992

8 - 2006-2013

6 - 1994-1999

6 - 2015-current

Ties

Lowest Scoring Tie Game

0- 9/30/55 vs. Grand Haven (0-0)

10/4/68 vs. K. Loy Norrix (0-0)

Highest Scoring Tie Game

40- October 11, 1963 vs. Niles (20-20)

Season

2 - 1963, 9/20 vs. Buchanan (6-6), 10/11 vs. Niles (20-20)

2 - 1963, 9/21 vs. Buchanan (13-13), 9/28 vs. Dowagiac (6-6)

Consecutive Ties

2 - 1963, 9/21 vs. Buchanan (13-13), 9/28 vs. Dowagiac (6-6)

Last Tie Game

10/4/68 - SJ 0, KLN 0

Scoring

Game (min 45)

75 - SJ 75, Okemos 0 - 9/24/21

67 - SJ 67, BCC 35 - 9/19/08

62 - SJ 62, BCC 30 - 9/2/21

61 - SJ 61, KLN 14 - 10/25/85

59 - SJ 59, BH 8 - 10/3/14

59 - SJ 59, NIL 26 - 10/9/15

58 - SJ 58, SH 0 - 10/30/87

57 - SJ 57, SH 0 - 9/5/97

56 - SJ 56, GL 13 - 10/30/09

55 - SJ 55, NIL 7 - 9/6/19

55 - SJ 55, KLN 6 - 9/21/18

55 - SJ 55, NIL 26 - 9/27/13

55 - SJ 55, KLN 7 - 9/17/10

55 - SJ 55, PN 0 - 10/16/87

55 - SJ 55, MAT 7 - 10/9/09

54 - SJ 54, GL 14 - 10/16/20

52 - SJ 52, GL 6 - 9/3/15

52 - SJ 52, BUC 7 - 11/7/58

49 - SJ 49, MAT 7 - 10/12/07

49 - SJ 49, LKS 14 - 10/26/07

49 - SJ 49, PC 22 - 10/25/74

48 - SJ 48, KLN 6 - 9/1/16

48 - SJ 48, KLN 0 - 10/26/84

48 - SJ 48, PN 0 - 9/12/97

48 - SJ 48, NIL 0 - 9/11/09

48 - SJ 48, KC 7 - 8/28/14

47 - SJ 47, NIL 0 - 10/6/17

47 - SJ 47, PC 13 - 10/30/70

47 - SJ 47, SH 6 - 9/6/91

46 - SJ 46, KC 13 - 9/18/20

46 - SJ 46, SH 19 - 10/28/88

46 - SJ 46, MAT 6 - 10/17/08

45 - SJ 45, BCL 21 - 10/16/15

45 - SJ 45, BH 0 - 10/10/08

45 - SJ 45, CHI Luther 6 - 9/18/59

45 - SJ 45, NIL 21 - 10/11/96

Largest Margin of Victory**75 - SJ 75, Okemos 0 - 9/24/21****Lowest Scoring Win**

2 - SJ 2, PC 0 - 10/4/85

Safeties in a game

2 - SJ 37, MAR 7 - 8/27/10

Touchdowns in a game**11 - SJ 75, Okemos 0 - 9/24/21****Points Season (Min. 300)**

377 - 1997

344 - 2008

336 - 1984

329 - 1987

327 - 1988

Fewest Points Allowed - Regular Season (under 80)

43 - 1986

59 - 1961

62 - 1971, 2007

64 - 1973

65 - 1974

71 - 1980

77 - 1962

79 - 1960

First Downs

171 - 2007

Rushing Yards

2,272 - 2008

2,169 - 1987

Rushing Attempts

365 - 2017

358 - 2015

334 - 2008

333 - 2013

Passing Yards

1984 - 1984

Passing Attempts

232 - 2003

Passes Completed

102 - 1984

Fewest Yards Penalized

186 - 1978

Defense vs. Punt Return

-2 - 1987

Defense vs. Rush

484 - 1984

Defense vs. Pass

369 - 1995

Average Punt Return (Total Attempts)

20.0 (12) - 1994

Interceptions Allowed

18 - 1983

Fewest Interceptions by Opponents

1 (5 times) - 1988, 1989, 1990, 1991, 2010

Interceptions by

St. Joseph

19 (2 times) - 1968, 1969

Most Fumbles Lost

23 - 1969

Fewest Fumbles Lost

3 - 2002

4 - 2010

Most Punts

54 - 2003

Fewest Punts

16 - 2008

17 - 2007

Most Blocked Punts

6 - 1983, 2008

Most Blocked Kicks (XP, FG, Punt)

9 - 2008

High Punt Average

42.8 - 1988

Kickoff Average

53.55 - 1999

Most Shutouts

4 (3 times) - 1984, 1985, 1986

THE RECORD BOOK (CONTINUED)

INDIVIDUAL RECORDS...

Passing

Attempts

231-Andy Schueneman (2003)

Completed

98- Ethan Schweir (2007)

Yards

1793-Mike Gillette (1984)

Yards per completion

22.8- Dennis Patzer (1970)

Fewest Interceptions

1-Ebon Sanders (1988)/Phelan (1991)

Touchdown Passes

19-Ethan Schweir (2007)

Longest Touchdown Pass

84-Caleb Wright to James Barber (2001)

Receptions

45-Steve Preston (1984)

Receptions (Game)

11-Dan Lafond (2003)

Reception Yards

909-Steve Preston (1984)

Average Per Reception

34.5-Paul Gibeau (1987)

Touchdown Receptions

14-Scott Blasko (1996)

Special Teams

PAT Percentage

100.0-Brett Virgil (2005)

100.0-Ryan Kitron (2011)

95.8-Mike Gillette (1984)

95.0-Josh Akins (2009)

94.6-Sean Akins (2015)

93.3-Brett Virgil (2006)

Most PAT's

38-Josh Akins (2009)

35-Mike Gillette (1984)/Brett Virgil (2007), Sean Akins (2015)

Longest PAT Run (2 point conversion)

24-Nisbet (1971)

Field Goals (season)

9-Mike Gillette (1984)

9-Cullen Hoffman (2014)

9-Cullen Hoffman (2013)

9-Antonio Buhrfiend (2018)

Longest Field Goal

48-Brad Shushman (1999)

Longest Punt

71-Izak Ruddell (2016)

Kickoff Average

57.5-Cullen Hoffman(2013)

53.8-Sean Akins (2015)

53.6-Brad Shushman (1999)

53.4-Antonio Buhrfiend (2018)

Punt Average

42.8-Gary Layton

Field Goal Percentage

100-Greg Phelan (1990)/Jeff Smith (1996)/Ethan Schweir (2006), Josh Akins (2009)

Longest Kickoff Return for Touchdown

95-Griffin Shinrock (10/23/2020)

94-Mike Ryan (10/25/1974)

Longest Punt Return for Touchdown

96-Keith Demchinski (1994)

Blocked Punts For Touchdown

1-Fred Fenrick (1959), Johnston (1973), Jones (1973), Brian Kubicki (1989), Brandon Hobbs (1999), Andy Radde(1999), Ty Taylor (2010), Connor Robinson (2018), Briggs Mosher (2018), Hunter Kalamaros (2019), **Trey McGinnis (2021)**

Most Blocked Punts (season)

4-Kubizna (1983),

Josh Weaver (2008)

Rushing

Yards (season)

1,290-Ryan Haynes (2017)

1,289-Jamaal Jackson (2009)

1,215-Anthony Dunning (2002)

Yards (game)

391 – Jack Turak (11/1/13)

(Playoffs vs. Sturgis (43 carries)

Attempts (Season)

235-Anthony Dunning (2002)

Attempts (Game)

43-Jack Turak (2013) vs. STG

40-Jack Turak (2013) vs. PC

40-Henry Steele (1996)

Yards Per Carry Average

9.5 – Jamaal Jackson (2008)

7.5 – Justin Gambrell (2013)

7.5 – Tom Golba (1987)

Rushing Touchdowns (season)

21-Jamaal Jackson (2009)

18-Alex Smith (1980)/

Jason Sandusky (1992)

Rushing Touchdowns (game)

6-Drake Smith (2008)

Offense

Total yards (rush/receiving)

1573-Gary Layton (1990)

Total Touchdowns (run/rec)

21-Jamaal Jackson (2009)

18-Alex Smith (1980)/

Jason Sandusky (1992)

Scoring

Points (season)

139-Alex Smith (1980)

Defense

Tackles (season)

104-Bryan Brown (1978)

Tackles (game)

22-Adam Baske (1997)

Sacks (game)

13-Jeff Morris (1982)

Tackles (season)

70-Andy Radde (1999)

Interceptions (season)

8-Ebon Sanders (1989)

Interceptions for Touchdown

2-Frank Olson (1973)

Doug Lincoln(1973)

CAREER RECORDS

Total Yards

3533-Mike Ryan (1972-1974)

Total Rushing Yards

2985-Alex Rutherford (2009-12)

2366-Mike Ryan (1972-1974)

Rushing Touchdowns

35-Alex Rutherford (2009-12)

Total Rushing Attempts

530-Alex Rutherford (2009-2012)

440-Gary Layton (1988-1990)

Total Passing Yards

3,055-Mike Gillette (1982-1984)

Total Passing Touchdowns

29-Mike Gillette (1982-84)

28-Ethan Schweir (2004-07)

Receptions

72-Steve Preston (1983-1984)

Touchdown Receptions

14-Steve Preston (1983-84)/

Scott Blasko (1995-96)

Reception Yards

1368-Steve Preston (1983-1984)

Passes Attempted

376-Andy Schueneman (2002-2003)

Passing Percentage

63.5-Sean Guinane (2007-09)

60.4-Ethan Schweir (2004-07)

Interceptions

12-Mike Ryan (1972-1974)

Tackles

214-Bryan Brown (1977-1979)

PAT's Kicked

79-Brett Virgil (2005-2007)

Field Goals

19-Mike Gillette (1982-1984)

19-Cullen Hoffman (2012-2014)

Scoring

216-Alex Rutherford (2009-12)

212-Mike Ryan (1972-1974)

New record set in 2021

Cumulative records listed are regular season games only, playoff games do not count in record book, for season/career records.

Single game records are for season and playoff games.

WHEN WAS THE LAST TIME...**St. Joe scored first...**

... and won	09/24/21 vs. Okemos	Won 75-0
... and lost	10/08/21 at Lakeshore	Lost 28-35

St. Joe got scored on first...

... and won	09/17/21 at Kalamazoo Central	Won 29-13
... and lost	11/14/20 Lakeshore	Lost 9-14

St. Joe scored at least six TD's in a game...

... 11 total touchdowns, (new school record)	09/24/21 vs. Okemos	Won 75-0
--	---------------------	----------

St. Joe allowed at least six TD's in a game...

11/01/19 at Edwardsburg (playoffs)	Lost 8-42
------------------------------------	-----------

St. Joe kicked a field goal in a game

... Max Taylor (39 yards)	09/18/20 vs. Kalamazoo Central	Won 46-13
---------------------------	--------------------------------	-----------

St. Joe scored a safety...

...Lakeshore punter ran out of the back of the endzone on a punt for a safety.	11/14/20 vs. Lakeshore	Loss 9-14
--	------------------------	-----------

St. Joe gave up a safety...

10/09/20 at Lakeshore	Lost 0-26
-----------------------	-----------

St. Joe returned a kickoff for a touchdown...

... Hunter Hall 80 yards...	10/08/21 at Lakeshore	Lost 28-35
-----------------------------	-----------------------	------------

St. Joe returned a punt for a touchdown...

... Trey McGinnis (recovered in endzone after block)...	09/27/21 at Battle Creek Central	Win 62-30
---	----------------------------------	-----------

St. Joe scored a 2 point conversion...

... (2x) Matt Lanier run, Preston Nichols run	10/01/21 at Portage Central	Lost 30-36 OT
---	-----------------------------	---------------

St. Joe allowed a 2 point conversion...

... 2 times	09/27/21 at Battle Creek Central	Win 62-30
-------------	----------------------------------	-----------

St. Joe scored a defensive touchdown

... by fumble... Malik Immoos 34 yards	10/01/21 at Portage Central	Lost 30-36 OT
... by INT... Brystun Mayberry 25 yards	10/01/21 at Portage Central	Lost 30-36 OT

St. Joe blocked...

... an extra point... Hudson Lange	09/17/21 at Kalamazoo Central	Won 29-13
... a field goal... Devon Frenchko	10/05/18 at Battle Creek Lakeview	Won 20-12
... a punt... Caleb Garey	09/27/21 at Battle Creek Central	Won 62-30

St. Joe shut out an opponent...

09/24/21 vs. Okemos	Won 75-0
---------------------	----------

St. Joe was shut out by an opponent...

10/09/20 at Lakeshore	Lost 0-26
-----------------------	-----------

St. Joe played an overtime game...


... and won	10/31/08 vs. Wayland (pre-districts)	Won 32-31
... and lost	10/01/21 at Portage Central	Lost 30-36 OT
... at home	10/31/08 vs. Wayland (pre-districts)	Won 32-31
... on the road	10/01/21 at Portage Central	Lost 30-36 OT
... that went into 2 or more overtimes	10/28/01 vs. Benton Harbor	Lost 27-28 2 OT

St. Joe played a team ranked in the AP Top 10

... and won	09/28/18 vs. Portage Central (D2 #8)	Won 13-6
... and lost	11/01/19 at Edwardsburg (D3 #2)	Lost 8-42

THE BEAR TRADITIONS...**EARN YOUR NUMBERS**

When you look out on the field you will notice that many if not all of the Bears have numbers on the left side of their helmets. You may also notice that some may not. The numbers on the left side of the helmet must be earned. This is what is called Earning Your Numbers in the Saint Joseph Football program. Each week the varsity coaching staff discusses which players have earned their numbers. The criteria for earning your numbers are set by each senior class. Before every season each senior class develops what they believe are the behaviors of a champion. These behaviors are what are used for the criteria of earning your numbers. If a player's position coaches believe he is consistently exhibiting the behaviors of a champion he will be awarded his numbers. The player must maintain that consistency or he could have his numbers taken away and have to earn them back. The goal is for every player to Earn His Numbers. This tradition began in Coach Church's second year in 2012.

**Previous #1s**

2013 Dan Carrick
 2014 Derek Burton
 2015 Eric Engel
 2016 Kevin Jones
 2017 Ryan Barlow
 2018 Nathan Long
 2019 Konner LaVanway
 2020 Troy Pratley

THE #1 JERSEY

The #1 jersey has a special status in the Saint Joseph Football program. Each year the coaching staff will decide which skill position player best exemplifies the Bear Football tradition of THE TEAM, THE TEAM, THE TEAM. That player will have the honor of wearing the #1 jersey. So look in your program and the young man who is in the #1 jersey you know is a young man of character. This tradition began in Coach Church's third year 2013.

THE #82 JERSEY

The number 82 is the only number that has been retired by St. Joseph. It belonged to 1989 Graduate Rob Fredrickson. After high school, Rob went on to Michigan State University, where he eventually started at linebacker. He was a three time all-Big Ten linebacker, four time Academic Big Ten and All-American. He was taken in the first round, number 22 overall by the Oakland Raiders. While in Oakland, Rob was selected to the NFL's All-Rookie team, eventually Rob came back home in 1998 at signed with the Detroit Lions then Arizona Cardinals a year later. Rob holds the modern era Cardinals team record of most number of tackles in a game. Which came against the New York Jets (22 tackles), in 1999. In the years that followed Rob's retirement from the NFL in 2003, he went on to be a part of the Arizona Cardinals radio network.

THE BANNER:

Every time the Bears take the field they do so with pride and passion. A display of that pride and passion is exhibited when the Bears rush onto the field and touch the banner before every game. The current banner was donated to the program by the 2013 seniors. This tradition began under Ike Coach Muhlenkamp.

THE MICHELLE KRUSE MEMORIAL VICTORY BELL:

The resounding clang of a bell echoing through a fall night in St. Joseph is a beautiful thing. After every victory the Bears ring the victory bell with pride. If the win was at home the bell will be rung immediately following the handshake line. If the victory was earned on the road you will hear the bell ringing late at night as the Bears arrive home from a joyous bus trip. The bell was donated by the Kruse family in memory of their daughter Michelle Kruse. The tradition began in Coach John VanWagoner's 2nd year in 2003, the first season in the new Dickinson Stadium. A new bell was acquired prior to the 2018 season.

THE HOME OF THE BEARS...

STEVE UPTON FIELD AT DICKINSON STADIUM

Completed: 2003 (18th season)**Seating Capacity:** 5,300 (3,500 home stands - 1,800 visitor stands)**Record Attendance:** 7,500 (9/28/07 – vs. Lakeshore) (SJ won 21-3)**Surface:** Natural Grass (2003-2017), Infilled Turf (2018-)**Record at Dickinson Stadium:** 69-31 (.692)**First game:** September 12, 2003 – St. Joseph 34, Kalamazoo Central 13**Press Box Phone:** (269) 926-3396**Wells Field – The Original**

The Bears first home field wasn't located very far from their current home. Wells Field on State Street in St. Joseph served as the home for the Bears from 1913 to 1949. Near the end of its use, the wooden covered grandstands were in danger of collapse and parking was an issue for fans. So the when the St. Joe schools acquired the title of the parcel of land a block away from Wells Field, it was then decided the school would need to have a new stadium. The grandstands at Wells Field were torn down. Wells Field is still in use by area youth. It is the home for the St. Joseph Baseball Association.

The first Dickinson Stadium

In the mid 1940's the St. Joseph School system acquired the title to a 40 acre parcel of land known as the Dickinson Estate. The area is where the current high school now stands. Around that same time the citizens of St. Joseph recognized the need for a new athletic and recreation area when problems at Wells Field made it difficult to continue to use the facility. It was then that the St. Joe residents got the ball rolling for a new facility. After receiving numerous recommendations by various experts, the planning committee, commissioned architect Robert V. Knox to develop the sketches and conceptual drawings of the stadium. The Board of Education would take these plans to the various service clubs around St. Joseph to rally the community involvement in the project. Every group that were presented the plans went on record as supporting it. The voters overwhelmingly passed the \$170,000 bond proposal on July 25, 1949 for the new stadium and track. A little over a year later, on September 22, 1950, the original Dickinson Stadium opened. The original Dickinson Stadium held its last event on October 19, 2001. In the 51 year history of the stadium it was the home to thousands of events, including football games, track meets, soccer games, band competitions, and commencement ceremonies.

The new Dickinson Stadium

The idea for a new stadium came about when a commission was charged with reviewing and making recommendations on the future of the facilities of the St. Joseph Public School system for the next 30-40 years. After a review of the old stadium it was determined that to bring the stadium's aging and deteriorating steel support and infrastructure up to code would be a very expensive project. The commission visited newly constructed high schools around the Midwest and made recommendations for the St. Joe schools, including a new football stadium. In March of 2001 a plan for a bond proposal was presented to the St. Joe taxpayers, which not only included the new stadium, but also a new athletic fieldhouse and other various projects at the high school, and a new auxiliary gym, offices, library and orchestra room at Upton Middle School. The bond issue passed on September 25, 2001, less than a month later, the last game at the old Dickinson Stadium was played and demolition began.

While construction continued during the 2002 football season the varsity team played their "Home" games at Lakeshore's Al Stockman Stadium, Benton Harbor's Filstrup Field and at Bridgman High School. Upton Middle School was the home site for the JV and Freshmen teams. The stadium now also has an 8 lane running track, the old stadium had 7 and only 6 were useable. The first games were played on Thursday, September 4th, by the Freshman and JV teams who gave the stadium its first shakedown before the Grand Opening a week later. The official dedication was prior to the game between St. Joseph and Kalamazoo Central, which St. Joe won 34-13. The pregame ceremony included a fly-over by a US Air Force A-10 fighter jet. Less than a year after the opening, the new Dickinson Stadium had the honor of hosting country music and TV star Reba McEntyre for a performance benefiting Harbor Habitat for Humanity. The concert was part of Reba's 2004 tour which was sponsored by Whirlpool Corporation. The concert was held in front of a sold out crowd of over 6,500 on July 20, 2004.

The scoreboard from the previous Dickinson Stadium, installed in 1998 was saved and relocated before being replaced prior to the 2016 season. The new scoreboard features a full color LED screen that shows live stats as the game progresses, videos, and enhanced animations. In 2018, thanks to a donation by the Upton Family, the playing surface was converted to artificial turf, prompting slight name change to Steve Upton Field at Dickinson Stadium.

	W	L	TTL	PCT
BATTLE CREEK CENTRAL	2	2	4	0.500
BATTLE CREEK HARPER CREEK	3	1	3	0.750
BATTLE CREEK LAKEVIEW	3	1	4	0.750
BENTON HARBOR	4	2	6	0.667
COLDWATER	2	1	3	0.667
DEWITT	0	1	1	0.000
DOWAGIAC	1	1	2	0.500
EDWARDSBURG	1	0	1	1.000
GRAND RAPIDS CHRISTIAN	1	0	1	1.000
GULL LAKE	5	0	5	1.000
JACKSON LUMEN CHRISTI	0	1	1	0.000
KALAMAZOO CENTRAL	5	0	5	1.000
KALAMAZOO LOY NORRIS	3	0	3	1.000
LAKESHORE	6	10	16	0.375
LANSING SEXTON	1	0	1	1.000
MARSHALL	3	1	4	0.750
MATTAWAN	5	2	7	0.714
NILES	8	1	9	0.889
OKEMOS	1	0	1	1.000
PORTAGE CENTRAL	5	3	8	0.625
PORTAGE NORTHERN	6	2	8	0.750
STURGIS	2	1	3	0.667
UNIVERSITY OF DETROIT-JESUIT	0	1	1	0.000
WAYLAND-UNION	1	0	1	1.000
Total	69	31	100	0.692



SEASON RECAPS – 08/27/21 – ST. JOSEPH 34, MATTAWAN 19 – STEVE UPTON FIELD AT DICKINSON STADIUM

ST. JOSEPH – "Ground and pound" and "pound the rock" maybe old football cliches, but it's how the game is played, a strong running game is exactly what the Bears did in a season opening 34-19 win over Mattawan at Dickinson Stadium.

St. Joe outgained the visitors by 207 yards on the ground and had 4 different players score the 5 Bears touchdowns.

As expected, it was a slow start for both teams offenses as is typical in the first game of the season. As the first three possessions of the game ended with punts, but the offense was given a gift by Mattawan's special teams, Hudson Lange returned the punt down to the Mattawan 24-yard

line, but a personal foul penalty on Mattawan would set up St. Joe to start the next drive on the Mattawan 13 yard line. Trey McGinnis carried the ball for the 13 yards over 2 plays and the Bears had a 7-0 lead.

Mattawan's next drive was ended at the St. Joe 39-yard line on a Hudson Lange interception, Lange returned the ball to the Mattawan 34 yard line, but could do nothing with it.

Mattawan would score early in the 4th quarter on a touchdown pass from Andrew Keorkunian to Andrew Marucci, but the point after was blocked, keeping St. Joe ahead 7-6.

St. Joe would add to the lead on a 14-play, 74-yard drive, the final three plays were runs by Joron Brown, with the touchdown run from 5-yards out. St. Joe expanded the lead to 14-6.

After switching quarterbacks, Mattawan came within a yard of scoring late in the first half. But the Bear defense came up with another interception. Cole Lakin caught what seemed to be a toss up by Mattawan quarterback Ryan Van Liere, he returned it to midfield. With only 8 second left in the half, St. Joe could only complete one pass and did not have time to take another play.

The second half started with the Bears with the ball, after a long return by Trey McGinnis, St. Joe found the endzone just 2:20 later on a 1 yard run by Andrew Barlow. Max Taylor's PAT was good and the Bears held a 21-6 lead.

Mattawan would again creep closer with a drive helped with Bear penalties. A 49 yard drive that only lasted 69 seconds had Van Liere throwing a 16-yard touchdown pass to Drew Atkinson to make the score 21-13.

St. Joe replied on the ensuing drive as the Bears went 89 yards in 7 plays, resulting in a 38 yard touchdown run from Joron Brown. The Bears again increased the lead to 28-13.

In the 4th quarter, a bad snap on a Bears punt gave Mattawan the ball at the St. Joe 2 yard line, and only needed two plays to score on a run by Blaine Rodgers. But the point after was again blocked keeping the lead at two possessions.

St. Joe wouldn't give Mattawan the chance as quarterback Matt Lanier sprinted down the home sideline for a 46 yard touchdown run and a 34-19 lead, which is how the game would end.

St. Joe outgained Mattawan 325-121 on the ground and 354-284 for the game. However the Bears had to overcome 13 penalties for 105 yards.

The Bears now head on the road to face Battle Creek Central (1-0) next week.

SEASON RECAPS – 09/02/21 – ST. JOSEPH 62, BC CENTRAL 30 – C.W. POST FIELD

BATTLE CREEK – What was billed as a top battle between a young Bearcats squad that pulled of an upset over Portage Northern the week prior and the power and speed of the St. Joe run game. It was the power and speed that came out on top, and it was a no-doubter.

St. Joe scored touchdown on 6 of 8 offensive drives, and even recorded a touchdown on special teams to go on for a 62-30 win over the Bearcats at C.W. Post Field in Battle Creek.

St. Joe again dominated the ground game, recording 426 yards rushing, after gaining 325 the previous week. St. Joe amassed a total of 573 total yards and scored the second most points in a game in team history. St. Joe's highest point total also was at Battle Creek Central in a 67-35 win over the Bearcats in 2008.



Trey McGinnis starting the scoring early as his 4-yard touchdown run just 82 second into the first quarter gave St. Joe a 7-0 lead. McGinnis' touchdown was set up by a 37-yard pass from Preston Nichols to Andrew Barlow, a penalty on the Bearcats brought the ball to the 4 yard line before the McGinnis touchdown.

St. Joe's offense was back on the field 46 seconds later when Battle Creek Central turned the ball over on a fumble. This time Matt Lanier was behind center as quarterback, and again the Bears scored another touchdown, as Lanier ran it himself from 6-yards out and the Bears now had a 14-0 lead.

Battle Creek Central then fumbled the ball to St. Joe again, and three plays later, Joron Brown crossed the goal line on a 44-yard touchdown run and the Bears lead expanded to 20-0.

The Bears defense forced a 3 and out on the Bearcats next drive. Lanier again drove the Bears down the field, taking it the final 13-yards himself for a 27-0 St. Joe lead.

Battle Creek Central finally got on the board early in the 2nd quarter on a 22-yard touchdown pass from Devoine Newton to Nate Rucker to cut the lead to 27-8.

Preston Nichols came back in for the Bears next possession, and the Bears put another touchdown on the board, as Joron Brown scored his second touchdown of the game for a 34-8 lead.

Battle Creek Central went three and out again, and the Bears offense didn't need to come out on the field for another touchdown. Bearcats punter Tayshaun Vaughn had his punt blocked by Caleb Garey, Trey McGinnis jumped on the loose ball in the endzone and St. Joe expanded the lead to 41-8.

Lanier came back at quarterback for the Bears next drive, but the Bear had a methodical long 73 yard drive down the field. McGinnis ran the final 16 yards for a 48-8 lead.

Battle Creek Central closed out the scoring of the first half on a 4 yard touchdown pass from Newton for Melvin Nelson and the two teams went into halftime with St. Joe leading 48-14.

After halftime a Preston Nichols touchdown pass to Joron Brown put the Bears up 55-14.

The Bearcats got another Newton to Melvin touchdown pass to make the score 55-22. McGinnis's 4th touchdown early in the fourth quarter made it 62-22. Before another Newton touchdown made it 62-30.

Battle Creek Central falls to 1-1 while St. Joe improves to 2-0 overall and in the SMAC, and will host 0-2 Portage Northern next week at Dickinson Stadium.

SEASON RECAPS – 09/10/21 – ST. JOSEPH 21, PORTAGE NORTHERN 3 – STEVE UPTON FIELD AT DICKINSON STADIUM

ST. JOSEPH – The old saying is “Defense wins championships.”

While St. Joe may not have won the SMAC Championship during Friday’s game, they did stay in contention for the league title after the defense kept Portage Northern out of the endzone and went on for a 21-3 win over the Huskies at Dickinson Stadium.

After scoring 62 points in the week 2 victory over Battle Creek Central, nobody was expecting a low scoring defensive battle. But that’s exactly what happened with both teams struggling to get their offenses in gear.

Portage Northern scored on their opening possession,

which came after a St. Joe fumble at the Bears 13-yard line. St. Joe’s defense kept the Huskies from gaining a first down and were forced to settle for a 27-yard field goal as the visitors took a 3-0 lead.

Late in the first quarter, St. Joe had a drive stall at the same spot on the Huskies side of the field and Max Taylor’s 27-yard field goal was blocked after a bobbled hold.

St. Joe’s defense got the ball back after forcing the ball over on downs and the offense went to work. St. Joe went on a 9 play, 62-yard touchdown drive, capped off on a 30-yard touchdown pass from Matt Lanier to his quarterback partner Preston Nichols with 2:43 left in the second quarter. St. Joe took a 7-3 lead into the half.

In the 3rd, St. Joe’s defense saw Portage Northern go on a 14-play drive and a goal line stand stopped Portage Northern at the 2 yard line to keep the Bears in front 7-3.

The defense came up with a Huskie fumble early in the fourth quarter and a steady dose of runs drove the Bears down the field and Andrew Barlow capped off the 57-yard drive with a 7-yard touchdown run. St. Joe increased the lead to 14-3.

On the ensuing kickoff, Northern was poised to respond with a touchdown of their own. Jayden Myers returned the kick 90-yards and was stopped at the 4-yard line as Trey McGinnis chased Myers down with the touchdown saving tackle.

But, Portage Northern had the ball at the 4-yard line and was primed to score anyways. Portage Northern ran 4 running plays and were stopped at the one yard line on 4th down to give St. Joe the ball.

St. Joe brought the ball out of the shadow of the endzone before punting, on the Huskies first offense play after the punt, Northern quarterback Cane Mack’s pass was intercepted by Hunter Lange. Lange returned the ball to the Portage Northern 17- yard line, and Trey McGinnis, who saved a touchdown earlier, scored one of his own to give the Bears a 21-3 lead.

The visitors still trying to crack the endzone threw another interception on the next drive, and Hunter Lange again intercepted the pass.

St. Joe then ran out the final two plays and went on to a 21-3 victory.

Trey McGinnis had 15 carries for 66 yards and a touchdown, Joron Brown carried the ball 10 times for 50 yards and Matt Lanier had 10 rushes for 45 yards.

With the win St. Joe improves to 3-0 overall and 3-0 in the SMAC. The Bears head back on the road to face Kalamazoo Central next week, the Maroon Giants are 1-2 and 0-1 in the SMAC. They were defeated by Portage Central 17-7 last week.

SEASON RECAPS – 09/17/21 – ST. JOSEPH 29, KALAMAZOO CENTRAL – EUGENE S. THOMAS STADIUM - KALAMAZOO

KALAMAZOO – It took the Bears over a half to recover from a slow start but were at full speed in the final quarter as St. Joe defeated Kalamazoo Central 29-13 on Friday Night.

A strong defensive front by the Maroon Giants kept the Bears potent rushing attack in check in the opening half. St. Joe finished with only 18 yards of total offense in the first 24 minutes.

Kalamazoo Central got on the board late in the first quarter when the Maroon Giants converted on a pair of third downs and a group effort in the backfield led by quarterback Travion Farris, who scored on a 16-yard touchdown run with :44 seconds left, Hunter Lange blocked the point after, but Kalamazoo Central had the 6-0.

While the Bears offense was unable to do much, the St. Joe defense was strong once again as Preston Nichols came up with two interceptions and Andrew Barlow had a fumble recovery.

The Bears defense continued to not only stop the Maroon Giants but, get the ball back. With Kalamazoo Central leading 6-0 early in the third quarter, they had a perfect opportunity to expand that lead at the St. Joe 16-yard line. But Trey McGinnis stopped that drive with a diving interception at the St. Joe 20-yard line.

That's when the Bears offense found the correct gear. St. Joe drove down the field on a 17 play, 80-yard drive, capped off by the person that got the ball in the first place. Trey McGinnis scored on a 2-yard run for a 7-6 lead, after Max's Taylor's PAT.

Kalamazoo Central was stopped on a 3 and out, but Kalamazoo Central punter CJ Frank ran the ball to avoid the quickly incoming St. Joe blockers. He was well short of the first down and the Bears had the ball at the Maroon Giants 29-yard line.

Again, the Bears found the endzone, Joron Brown scored on a 1-yard run to give the Bears a 14-6 lead.

Kalamazoo Central now tried to pass the ball with the Bears now up by 8 points, but 6-plays later, Trey McGinnis came up with his second interception. Quarterback Travion Farris attempted a deep pass, but McGinnis made a leaping catch at the St. Joe 43-yard line and took it back for the pick-six. St. Joe went for the two-point conversion, as Thomas Moore ran it in for a 22-6 lead.

Preston Nichols intercepted his third Kalamazoo Central pass on the next play from scrimmage. St. Joe then had another long sustained 10 play drive, that went 65-yards, and ended on a 3-yard touchdown run from Andrew Barlow. Rusty Klaer came in to add this extra point and St. Joe had a 29-6 lead.

Kalamazoo Central closed out the scoring with 34 seconds left on a 12-yard run from Cincear Lewis, but the clock would end before the Maroon Giants could mount any hope of a comeback.

With the 29-13 win, St. Joe picks up their 11th straight win over Kalamazoo Central. St. Joe also improves to 4-0 overall and 4-0 in the SMAC. St. Joe heads back to Steve Upton Field at Dickinson Stadium to meet CAAC-Blue opponent Okemos for the annual Homecoming game. Okemos enters the game with an 0-4 record after a 62-0 defeat at Lansing Waverly. Okemos has been outscored 226-7 this season. St. Joe won at Okemos 34-13 last season.

SEASON RECAPS – 09/24/21 – ST. JOSEPH 75, OKEMOS 0 – STEVE UPTON FIELD AT DICKINSON STADIUM

ST. JOSEPH – Records were made to be broken, but a trio of records were, not just broken, but obliterated in the Bears 75-0 win over Okemos last week at Dickinson Stadium.

Records for points scored in a game (75), largest margin of victory (75) and touchdowns scored in a game (11) were all broken.

St. Joe came into the game with a 4-0 record and ranked 10th in the latest AP rankings, playing a shorthand and extremely inexperienced team from Okemos.

St. Joe started the scoring onslaught just 24 seconds into the game as Trey McGinnis was untouched as he sprinted along the St. Joe sideline for a 74-yard touchdown run as

St. Joe took a 7-0 lead.

Okemos fumbled the ensuing kickoff and St. Joe made quick work of the short field as Preston Nichols went on a 22-yard touchdown run on the next play, and St. Joe had a 14-0 lead just 40 seconds after the start of the game.

Okemos would fumble on their first offensive play, which was recovered by St. Joe as Matt Lanier threw a 9-yard touchdown pass to Cole Toney for a 21-0 lead 91 seconds into the game.

Okemos would punt for the first time on their next drive, and St. Joe only took 3 plays to go 65 yards for the score. Joron Brown ran for a 1-yard touchdown after going out of bounds on a 49-yard run on the previous play, giving St. Joe a 28-0 lead.

Another Okemos punt set up St. Joe's next drive, which also took 3 plays. Andrew Barlow had a 38 yard run and was stopped at the 2 yard line. Barlow finished what he started on the next play and a 35-0 St. Joe lead.

Both teams agreed to start the running clock to start the second quarter. St. Joe got a 20-yard and a 1-yard touchdown run from Thomas Moore in the second quarter which gave the Bears a 49-0 lead heading into halftime.

Okemos would turnover the ball on the opening drive of the second half, when Caleb Garey returned an interception 43 yards for the touchdown giving St. Joe a 56-0 lead.

St. Joe closed out the third quarter with a 63-0 lead after Hunter Hall scored on a 5-yard touchdown run on a quarterback keeper.

An interception by freshman MacGuire Lange set up the Bears at the Okemos 30, and the 4th quarterback of the day for St. Joe Jackson Lane ran it himself for a touchdown and a 69-0 lead. St. Joe would take a kneel down on the 2 point conversion.

Lange closed out the scoring and the game with a 60 yard interception return touchdown, again St. Joe intentionally took a knee on the 2 point conversion and the two teams called it a game as the final seconds rolled off the clock and a 75-0 final score.

St. Joe improves to 5-0 and will travel to Portage Central next week, Portage Central is 3-2 and 3-1 in the SMAC after a 23-22 upset win at Battle Creek Lakeview.

SEASON RECAPS – 10/01/21 – PORTAGE CENTRAL 36, ST. JOSEPH 30 – OT – MCCAMLEY FIELD, PORTAGE

PORTAGE – Early success does not necessarily be a sign of things to come later in the game. St. Joe learned that the hard way as the Bears couldn't hold on to a 22-0 lead and fell at Portage Central 36-30 in overtime.

Despite St. Joe turning the ball over on the opening drive. St. Joe would score first 3 plays later when Central quarterback Tyler Stolskey's pass was intercepted by the Bears Brystun Mayberry. Mayberry returned the ball for a 25-yard pick six and St. Joe had a 7-0 lead with 6:02 left in the opening quarter.

Portage Central would turn the ball over on their next play on offense, when Stolsky fumbled the ball and the Bears Elijah Turner recovered it at the Central 21-yard line.

Six plays after the Mustangs second turnover, Andrew Barlow powered his way into the endzone from a yard out to increase the St. Joe lead to 14-0.

A third Mustangs turnover would again result in a St. Joseph score, when Devin Porter coughed up the ball at the Mustangs 40-yard line, after a brief struggle for the ball, the ball ended up at the Portage Central 34, when Malik Immoos scooped up the free ball and return it for a 34-yard fumble return touchdown. An offside penalty on the point after allowed St. Joe an easier attempt for a 2-point conversion, which was good by Matt Lanier. St. Joe had a 22-0 lead still with 1:38 remaining in the first quarter.

That's when the momentum would swing back towards the home team. On the ensuing kickoff, Porter made up for his costly fumble as he returned the kickoff 93-yards for a touchdown to cut the St. Joe lead to 22-6 after the point after failed.

St. Joe would punt on the next drive and again it was Porter that ran away from Bear defenders, as he ran for a 63-yard touchdown, the 2-point conversion attempt was good and the St. Joe lead was cut to 22-14.

St. Joe's next drive would come to and end at the Portage Central 39-yard line after a fumble. The Mustangs pulled within two points after an 8-play, 63-yard scoring drive capped off on a 1-yard run by Josh Sturgeon. They would try to tie the game, but the 2-point conversion attempt was no good. The half would end with St. Joe holding on to a 22-20 lead.

Portage Central would take their first lead of the night when new quarterback Caleb Schnell led the Mustangs on an 8 play 65 yard drive when Daniel Calhoun caught a 24-yard touchdown pass. The PAT was good, and it was 27-22 Portage Central.

St. Joe grabbed back the lead on the following drive when Preston Nichols marched the Bears 59-yards down the field, finished by a Trey McGinnis 3-yard touchdown run. Preston Nichols ran for the 2-point conversion and St. Joe had a 30-27 lead.

Both defenses would stiffen in the final quarter. With time running out in the final quarter, Portage Central faced a 4th and 3 at the St. Joe 39, the Mustangs reached into their bag of tricks and ran a halfback option pass from running back Porter to Schnell for a first down. Portage Central ran the same play the week prior to score the go-ahead touchdown in their upset with over Battle Creek Lakeview. After a loss and two incomplete passes. Portage Central would attempt and make a 27-yard field goal with :16 seconds left to tie the game and send it to overtime.

Portage Central won the overtime coin toss and elected to play defense. St. Joe was not able to score on the four plays of the overtime possession. Being stopped at the 2-yard line. Portage Central could then win the game with any score, and they only needed a single play as Tomas Layne scored on a 10-yard touchdown run to win the game 36-30 in overtime.

With the loss, St. Joe falls to 5-1 overall and 4-1 in SMAC play. This creates a 3-way tie atop the SMAC Standings with St. Joe, Portage Central, and Lakeshore all holding a 4-1 conference record.

There will be a change at the top again after this week as Lakeshore will be at St. Joe on Friday night in the annual War by the Shore contest.

SEASON RECAPS – 10/8/21 – LAKESHORE 35, ST. JOSEPH 28 – STEVE UPTON FIELD AT DICKINSON STADIUM

ST. JOSEPH – Friday night's rivalry game with Lakeshore had everything a rivalry game is supposed to have. Unfortunately for St. Joe the one thing it didn't have was a St. Joe victory.

Lakeshore rallied from a 21-7 lead and outscored St. Joe 21-7 in the final 12 minutes for a 35-28 win.

St. Joe grabbed midway through the first quarter, when the Bears drove 55-yard in 10 plays, capped off on a 1-yard touchdown run from Preston Nichols.

Lakeshore responded on their next drive, as the Lancers went 72-yards in 12-plays, ending on a 28 yard scoring run by quarterback Ryan Korfmacher tying the game at 7-7.

St. Joe's following drive went into the second quarter, but less than two minutes after the quarter started, Trey McGinnis ran for a 52-yard touchdown run, giving the Bears the lead back at 14-7.

The teams traded possessions and punts the rest of the quarter and St. Joe had the 14-7 halftime lead.

St. Joe received the 2nd half kickoff and went on a 9-play, 67-yard drive. Joron Brown scored on a 7-yard run on the final play and St. Joe had the 21-7 lead.

Like they did in the first quarter, Lakeshore scored with just seconds remaining in the quarter when Andrew Lies scored on a 16 yard touchdown run and the St. Joe lead was cut to 21-14, setting up a wild final 12 minutes.

St. Joe would drive down to the Lakeshore goal line on the following drive, but a fumble on a 4th and goal at the 2 turned the ball over to Lakeshore on downs.

Lakeshore went 88-yards in 5:02 and a 9-yard touchdown pass to Trevor Griffith tied the game at 21.

The score didn't stay tied for long as Hunter Hall returned the kickoff for an 80 yard touchdown return, putting the Bears back on top at 28-21 with 2:49 to go.

The Bears lead would last :14 seconds as Cage Davidson returned the ensuing kick 93 yards, and one again tying the game at 28-28.

The Bears next drive would stall and failing to convert on a 4th and 15, giving Lakeshore :50 seconds left. They only needed 26 as Griffith again caught another pass from Korfmacher giving Lakeshore the lead for the first time at 35-28 with 24 seconds left.

St. Joe would turn the ball over on downs and Lakeshore ran out the last play with a 35-28 win.

St. Joe falls to 5-2 and 4-2 in the SMAC and are at 7-0 Chelsea next week.

PRESS CLIPPINGS*Herald Palladium – 8/25/2021***St. Joseph on track for good season
Bears to rely on speed as they pursue SMAC championship***By AL AREND HP Sports Correspondent*

St. Joseph's football team could be the quickest to ever play on the Dickinson Field turf.

"We're not big, but I'd rather have overall speed any day of the week," said third-year head coach Andrew Pratley.

The Bears return seven starters on offense and six on defense from last fall's 7-2 squad. But gone due to graduation are five players currently on collegiate rosters, including the bulk of last year's offense in quarterback Troy Pratley (Concordia) and wide receiver Griffin Shinrock (Grand Valley State). "We have some big shoes to fill, but the kids have been working hard and I feel we can compete for a (SMAC) conference title and a playoff spot," added Pratley, who said the SMAC is now down to eight teams for football. "I'm hearing that Battle Creek Lakeview is the team to beat, but the conference is so balanced right now anything can happen."

St. Joseph returns practically its entire state championship 400-meter relay team, led by anchor man Preston Nichols, and all are playing football.

Offensively, the Bears will continue to run the option, with Nichols (6-3, 170, senior) battling 6-4, 180-pound junior Matthew Lanier for starting quarterback.

"They have different looks, but both bring a lot to the table, and will see plenty of action," noted Pratley. "Nichols obviously has elite speed."

The Bears will have a bevy of running backs in sophomore Andrew Barlow and juniors Joron Brown, Trey McGinnis and Thomas Moore. Top wideouts include juniors Dylan Stevens, Caleb Garey, Jordan Bell and Bobby Nate, plus senior Cole Toney. McGinnis, Toney and Garey were on the 400 relay unit.

Providing protection up front will be junior tight end Riley Biggins, tackles Jerry Capaccio, a junior, and senior Matt Morris. Seniors Luke Hartfield and Brandon Jones, plus juniors Troy Painter and Luke Bennett, are vying for the two starting guard spots and center.

Pratley feels the overall success of his team this year will depend on the play of his defense.

"We may not be big, but we're certainly going to be quick to the ball," he noted.

Defensively the Bears will operate out of a 4-3 base with senior TJ Broderick and Capaccio at end, and seniors Joey Sicurello and Nate Sparkman at tackles. Middle linebacker will be junior Elijah Turner, flanked by juniors Malik Immoos and Joron Brown on the outside. Sicurello and Immoos are both three-year starters on defense, but Immoos has been moved to linebacker.

The defensive backs will be Nichols and senior Brystun Mayberry, with senior Troy Sims at strong safety and junior Hudson Lange at free safety.

"We won't have any easy weeks this year with seven league games and two perennial state powers in Chelsea and Okemos as our non-league foes," concluded Pratley, 13-6 in his two years at the Bears helm. "Hopefully, we'll get to see Dickinson Stadium filled with fans, after last fall's pandemic issues."

Kalamazoo Loy Norrix and Gull Lake remain in the SMAC, but are not playing conference football this season.

*Herald Palladium – 10/8/21***Lakeshore rallies past St. Joseph in wild finish**

Ben Sanders – HP Sports Editor

ST. JOSEPH — Lakeshore rallied from two touchdowns behind to tie St. Joseph late in the fourth quarter of Friday's football showdown — and the excitement was just beginning.

The two rivals traded kickoff returns for touchdowns in a wild final three minutes before the Lancers struck the decisive blow, winning 35-28 on Ryan Korfmacher's 30-yard touchdown pass to Trevor Griffiths with 24 seconds left.

"That's Lancer football," Griffiths said. "We never hang our heads, even when we're down. We always just keep fighting. We're never out of the game, we're always fighting back no matter what the score is."

Lakeshore won its third straight game in the series, and made first-year coach Danny Thompson's debut in the rivalry a memorable one.

"Oh my gosh, I don't know if I can make it to next season," Thompson said. "My heart might give out. They talk about this game, packed stands both sides, that's high school football. Obviously it turned out good for us, but what a battle."

The win kept the Lancers tied atop the Southwestern Michigan Athletic Conference with Portage Central, and likely knocked St. Joseph (4-2 SMAC, 5-2) out of the race.

Lakeshore (5-1, 6-1) can clinch at least a share of the crown with a win at Battle Creek Lakeview next Friday.

Griffiths caught two touchdown passes in the fourth quarter, including a 9-yarder that tied it with 3:05 to play. Hudson Lange immediately put St. Joseph back on top, returning the ensuing kickoff 80 yards to make it 28-21 Bears.

Lakeshore matched the return with one of its own. Cage Davison went 93 yards for his fourth kickoff return for a touchdown this season, tying it at 28 with 2:35 to go.

"Please, keep on kicking to Cage," Thompson said. "It's a momentum thing, he's done it all season for us. We go down in momentum, something bad happens, they choose to kick off to him and we bring it right back."

"We had a rule all week, don't kick to (Davison)," St. Joseph coach Andrew Pratley said. "I don't know how that ended up in his hands, it wasn't what we had planned on. In a close game like that, the team that makes the most plays wins, and that's what they did so credit to them."

St. Joseph moved to the Lakeshore 42 on its next possession, but a fourth-and-15 pass fell incomplete and gave the Lancers the ball back with 50 seconds to go.

A personal foul penalty on the Bears put Lakeshore within striking distance. Griffiths said the Lancer receivers were all given vertical routes on his winning touchdown.

"We all just sprinted down the field," Griffiths said. "The quarterback threw a perfect ball. I just caught it right in my breadbasket. I was just so excited."

Korfmacher passed for 123 yards and two touchdowns, and ran for 61 yards, including a 28-yard scoring scamper in the first quarter.

"I can't say enough about Ryan Korfmacher," Thompson said. "It's hard to stay in there, he's been beat up pretty good the whole game, and to deliver that ball at that time, wow. The kid's pretty amazing."

St. Joseph was in control of the game much of the way. Quarterback Preston Nichols capped the Bears' opening drive with a 1-yard touchdown run, and Trey McGinnis had a 52-yard touchdown run in the second quarter that put St. Joseph up 14-7, which stood at halftime.

McGinnis began to limp near the end of his big run, and though he returned briefly, he did not play in the second half. Injuries began to pile up for the Bears, who also lost Nichols in the third quarter.

"Those are two two-way starters, so we basically lost four starters," Pratley said. "Then a couple more kids go out, and it's one of those bad-luck situations."

"Our two best man coverage guys (Nichols and McGinnis) are playing their best receivers, and they both go out. Now we're filling holes and plugging dams. Our kids that came in did the best they could and I'm proud of their effort. We'll hopefully get a few guys back next week."

Joron Brown carried St. Joseph offensively in the second half, finishing with a game-high 171 rushing yards. He finished the Bears' initial drive of the third quarter with a 7-yard touchdown run that made it 21-7.

Lakeshore's Andrew Lies scored on a 16-yard touchdown run late in the third quarter, but Brown responded with a 71-yard run to the Lancer 10-yard line. The Bears were unable to turn it into points, however, fumbling a pitch on a fourth-and-3 play.

"Opportunities were there for us, and we didn't capitalize when we needed to," Pratley said. "We talked about (kicking a field goal), but that play was there and I'd do it 10 more times. I think if it was executed correctly, we'd have had a walk into the end zone."

St. Joseph held a 334-305 advantage in total offense. McGinnis finished with 77 rushing yards, and Lies had 84 to lead Lakeshore. Griffiths had four catches for 75 yards.



Scoring Summary (Final)
2021 St. Joseph Bears Football
Lakeshore vs St. Joseph (10/08/2021 at St. Joseph, MI)



Lakeshore (6-2,5-1) vs. St. Joseph (5-2,4-2)

Date: 10/08/2021 • Site: St. Joseph, MI • Stadium: Dickinson Stadium

Attendance: 4500

Score by Quarters	1	2	3	4	Total
Lakeshore	7	0	7	21	35
St. Joseph	7	7	7	7	28

Qtr	Time	Scoring Play	V-H
1st	06:17	STJOE - Preston Nichols 1 yd run (Max Taylor kick), 10-55 4:09	0 - 7
	00:13	SLKSHORE - Ryan Korfmacher 28 yd run (Tyler Gates kick), 12-72 5:32	7 - 7
2nd	10:03	STJOE - Trey McGinnis 52 yd run (Max Taylor kick), 5-68 2:01	7 - 14
3rd	07:48	STJOE - Joron Brown 7 yd run (Max Taylor kick), 9-67 4:04	7 - 21
	00:18	SLKSHORE - Andrew Lies 16 yd run (Tyler Gates kick), 5-79 1:57	14 - 21
4th	03:05	SLKSHORE - Trevor Griffith 9 yd pass from Ryan Korfmacher (Tyler Gates kick), 12-88 5:02	21 - 21
	02:49	STJOE - Hudson Lange 80 yd kickoff return (Max Taylor kick)	21 - 28
	02:35	SLKSHORE - Cage Davison 93 yd kickoff return (Tyler Gates kick)	28 - 28
	00:24	SLKSHORE - Trevor Griffith 30 yd pass from Ryan Korfmacher (Tyler Gates kick), 4-58 0:26	35 - 28

Kickoff time: 07:00 PM • End of Game: 09:27 PM • Total elapsed time: 2:27

Officials: Referee: Max Warriner; Umpire: E. John Madaras; Linesman: Patrick Griffin;

Line judge: Edward Smith; Back judge: Alex Walker;

Temperature: 68 • Wind: Calm • Weather: P.Cloudy/Rain chance



Team Statistics (Final)
2021 St. Joseph Bears Football
Lakeshore vs St. Joseph (10/08/2021 at St. Joseph, MI)



	SLKSHOR	STJOE
FIRST DOWNS	20	16
Rushing	10	10
Passing	6	5
Penalty	4	1
NET YARDS RUSHING	207	272
Rushing Attempts	33	44
Average Per Rush	6.3	6.2
Rushing Touchdowns	2	3
Yards Gained Rushing	214	302
Yards Lost Rushing	7	30
NET YARDS PASSING	98	62
Completions-Attempts-Int	10-21-0	8-18-0
Average Per Attempt	4.7	3.4
Average Per Completion	9.8	7.8
Passing Touchdowns	2	0
TOTAL OFFENSE YARDS	305	334
Total offense plays	54	62
Average Gain Per Play	5.6	5.4
Fumbles: Number-Lost	1-0	2-0
Penalties: Number-Yards	1-15	7-88
PUNTS-YARDS	4-128	3-80
Average Yards Per Punt	32.0	26.7
Net Yards Per Punt	28.5	26.7
Inside 20	0	0
50+ Yards	0	0
Touchbacks	0	0
Fair catch	0	2
KICKOFFS-YARDS	6-235	5-258
Average Yards Per Kickoff	39.2	51.6
Net Yards Per Kickoff	16.0	22.6
Touchbacks	0	1
Punt returns: Number-Yards-TD	0-0-0	2-14-0
Average Per Return	0.0	7.0
Kickoff returns: Number-Yds-TD	3-125-1	4-139-1
Average Per Return	41.7	34.8
Interceptions: Number-Yds-TD	0-0-0	0-0-0
Fumble Returns: Number-Yds-TD	0-0-0	0-0-0
Miscellaneous Yards	0	0
Possession Time	23:22	24:38
1st Quarter	7:38	4:22
2nd Quarter	5:33	6:27
3rd Quarter	4:29	7:31
4th Quarter	5:42	6:18
Third-Down Conversions	6 of 12	7 of 13
Fourth-Down Conversions	0 of 1	1 of 3
Red-Zone Scores-Chances	2-2	2-3
Touchdowns	2-2	2-3
Field goals	0-2	0-3
Sacks By: Number-Yards	0-0	0-0
PAT Kicks	5-5	4-4
Field Goals	0-0	0-0
Points off turnovers	0	0



Individual Statistics (Final)
2021 St. Joseph Bears Football
Lakeshore vs St. Joseph (10/08/2021 at St. Joseph, MI)



Lakeshore

Rushing	No.	Gain	Loss	Net	TD	Lg	Avg
Andrew Lies	16	103	1	102	1	25	6.4
Ryan Korfmacher	11	74	6	68	1	28	6.2
Andrew Dotson	4	28	0	28	0	15	7.0
Cage Davison	1	6	0	6	0	6	6.0
Gavin DeHaven	1	3	0	3	0	3	3.0
Totals	33	214	7	207	2	28	6.3

Passing	C-A-I	Yds	TD	Long	Sack
Ryan Korfmacher	10-21-0	98	2	30	0
Totals	10-21-0	98	2	30	0

Receiving	No.	Yards	TD	Long
Trevor Griffith	4	75	2	30
Cage Davison	3	8	0	5
Jack Valenziano	1	7	0	7
Brandon Hodder	1	5	0	5
Zach Warren	1	3	0	3
Totals	10	98	2	30

Punting	No.	Yds	Avg	Long	In20	TB
Andrew Dotson	4	128	32.0	37	0	0
Totals	4	128	32.0	37	0	0

Returns	Punt			Kickoff			Intercept		
	No	Yds	Lg	No	Yds	Lg	No	Yds	Lg
Cage Davison	0	0	0	3	125	93	0	0	0
Totals	0	0	0	3	125	93	0	0	0

Field goals	Qtr	Time	Dist	Result
-------------	-----	------	------	--------

Kickoffs	No.	Yards	Avg	TB	OB
Tyler Gates	6	235	39.2	0	0

All-purpose	Run	Rcv	KR	PR	IR	Total
Cage Davison	6	8	125	0	0	139
Andrew Lies	102	0	0	0	0	102
Trevor Griffith	0	75	0	0	0	75
Ryan Korfmacher	68	0	0	0	0	68

St. Joseph

Rushing	No.	Gain	Loss	Net	TD	Lg	Avg
Joron Brown	20	168	1	167	1	71	8.4
Trey McGinnis	7	82	1	81	1	52	11.6
Preston Nichols	11	40	15	25	1	8	2.3
Team	1	2	0	2	0	2	2.0
Thomas Moore	5	10	13	-3	0	8	-0.6
Totals	44	302	30	272	3	71	6.2

Passing	C-A-I	Yds	TD	Long	Sack
Matthew Lanier	4-11-0	24	0	15	0
Preston Nichols	4-7-0	38	0	15	0
Totals	8-18-0	62	0	15	0

Receiving	No.	Yards	TD	Long
Riley Biggins	5	42	0	15
Dylan Stevens	2	15	0	12
Joron Brown	1	5	0	5
Totals	8	62	0	15

Punting	No.	Yds	Avg	Long	In20	TB
Max Taylor	3	80	26.7	32	0	0
Totals	3	80	26.7	32	0	0

Returns	Punt			Kickoff			Intercept		
	No	Yds	Lg	No	Yds	Lg	No	Yds	Lg
Hudson Lange	2	14	14	2	98	80	0	0	0
Joron Brown	0	0	0	2	41	24	0	0	0
Totals	2	14	14	4	139	80	0	0	0

Field goals	Qtr	Time	Dist	Result
-------------	-----	------	------	--------

Kickoffs	No.	Yards	Avg	TB	OB
Max Taylor	5	258	51.6	1	0

All-purpose	Run	Rcv	KR	PR	IR	Total
Joron Brown	167	5	41	0	0	213
Hudson Lange	0	0	98	14	0	112
Trey McGinnis	81	0	0	0	0	81
Riley Biggins	0	42	0	0	0	42

FUMBLES: Lakeshore-Ryan Korfmacher 1-0. St. Joseph-Preston Nichols 2-0.



Defensive Statistics (Final)
2021 St. Joseph Bears Football
Lakeshore vs St. Joseph (10/08/2021 at St. Joseph, MI)



#	Lakeshore	Solo	Ast	Total	Sacks-Yds	TFL-Yds	FF	FR-Yds	Int-Yds	BrUp	Blks	QBH
20	Zach Warren	10	1	11	-	3-10	-	-	-	-	-	-
10	Jackson Bushu	8	0	8	-	1-5	-	-	-	1	-	-
1	Gavin DeHaven	4	1	5	-	-	-	-	-	-	-	-
50	Luke Ponton	3	1	4	-	1-4	-	-	-	-	-	-
13	Alec Wojahn	3	1	4	-	-	-	-	-	-	-	-
23	Andrew Lies	3	0	3	-	-	-	-	-	-	-	-
9	Zach Ort	2	1	3	-	-	-	-	-	-	-	-
11	Logan Mooney	2	0	2	-	1-1	-	-	-	-	-	-
62	Michael Nate	1	1	2	-	-	-	-	-	-	-	-
87	Colin IntVeldt	1	0	1	-	-	-	-	-	-	-	-
61	Drew Grau	1	0	1	-	-	-	-	-	-	-	-
26	Cage Davison	1	0	1	-	-	-	-	-	-	-	-
76	76	1	0	1	-	-	-	-	-	-	-	-
12	Tyler Gates	1	0	1	-	-	-	-	-	-	-	-
Totals		41	6	47	0-0	6-20	0	0-0	0-0	1	0	0

#	St. Joseph	Solo	Ast	Total	Sacks-Yds	TFL-Yds	FF	FR-Yds	Int-Yds	BrUp	Blks	QBH
22	Elijah Turner	5	4	9	-	-	-	-	-	1	-	-
11	Malik Immoos	8	0	8	-	2-4	-	-	-	-	-	-
3	Troy Sims	4	0	4	-	-	-	-	-	1	-	-
6	Joron Brown	4	0	4	-	-	-	-	-	1	-	-
65	Nate Sparkman	2	1	3	-	1-1	-	-	-	-	-	-
50	TJ Broderick	1	2	3	-	-	-	-	-	-	-	-
12	Cole Lakin	2	0	2	-	-	-	-	-	-	-	-
7	Hudson Lange	2	0	2	-	-	-	-	-	1	-	-
77	Joey Sicurello	1	1	2	-	-	-	-	-	-	-	-
8	Dylan Stevens	1	0	1	-	-	-	-	-	1	-	-
18	Bobby Nate	1	0	1	-	-	-	-	-	1	-	-
4	Trey McGinnis	1	0	1	-	-	-	-	-	-	-	-
5	Caleb Garey	1	0	1	-	-	-	-	-	-	-	-
16	Hunter Hall	0	0	0	-	-	-	-	-	1	-	-
Totals		33	8	41	0-0	3-5	0	0-0	0-0	7	0	0



Drive Chart (By Team) (Final)
2021 St. Joseph Bears Football
Lakeshore vs St. Joseph (10/08/2021 at St. Joseph, MI)



Team	Qtr	Drive Started			Drive Ended			Consumed	
		Spot	Time	Obtained	Spot	Time	How lost	PI - Yds	TOP
SLKSHO	1st	L40	12:00	Possession	L40	12:00	Kickoff	0 - 0	0:00
SLKSHO		L20	12:00	Kickoff	L18	10:26	Punt	3 - (2)	1:34
SLKSHO		L28	05:45	Kickoff	S00	00:13	*TOUCHDOWN	12 - 72	5:32
SLKSHO	2nd	L28	09:57	Kickoff	L34	07:39	Punt	3 - 6	2:18
SLKSHO		L41	06:20	Punt	S21	04:11	Downs	7 - 38	2:09
SLKSHO		L37	01:25	Punt	L39	00:25	Punt	3 - 2	1:00
SLKSHO	3rd	L11	07:40	Kickoff	L38	05:16	Punt	5 - 27	2:24
SLKSHO		L21	02:15	Punt	S00	00:18	*TOUCHDOWN	5 - 79	1:57
SLKSHO	4th	L12	08:07	Downs	S00	03:05	*TOUCHDOWN	12 - 88	5:02
SLKSHO		S00	02:35	Kickoff	S00	02:35	*TOUCHDOWN	0 - 0	0:00
SLKSHO		L42	00:50	Downs	S00	00:24	*TOUCHDOWN	4 - 58	0:26

Lakeshore	1st Qtr	2nd Qtr	3rd Qtr	4th Qtr	1st Half	2nd Half	Total
Time of possession	07:38	05:33	04:29	05:42	13:11	10:11	23:22
3rd down conversions	3-4	1-4	0-1	2-3	4-8	2-4	6-12
Average field position	L24	L35	L16	S49	L30	L37	L34
4th down conversions	0-0	0-1	0-0	0-0	0-1	0-0	0-1

Team	Qtr	Drive Started			Drive Ended			Consumed	
		Spot	Time	Obtained	Spot	Time	How lost	PI - Yds	TOP
STJOE	1st	S45	10:26	Punt	L00	06:17	*TOUCHDOWN	10 - 55	4:09
STJOE		S32	00:04	Kickoff	L00	10:03	*TOUCHDOWN	5 - 68	2:01
STJOE	2nd	S31	07:39	Punt	S27	06:20	Punt	3 - (4)	1:19
STJOE		S21	04:11	Downs	S37	01:25	Punt	5 - 16	2:46
STJOE		S43	00:25	Punt	L40	00:00	End of half	4 - 17	0:25
STJOE	3rd	S33	11:52	Kickoff	L00	07:48	*TOUCHDOWN	9 - 67	4:04
STJOE		S38	05:16	Punt	L43	02:15	Punt	6 - 19	3:01
STJOE	4th	S13	12:00	Kickoff	L12	08:07	Downs	7 - 75	3:53
STJOE		L00	02:49	Kickoff	L00	02:49	*TOUCHDOWN	0 - 0	0:00
STJOE		S35	02:34	Kickoff	L42	00:50	Downs	7 - 23	1:44
STJOE		S31	00:23	Kickoff	S39	00:00	End of half	6 - 8	0:23

St. Joseph	1st Qtr	2nd Qtr	3rd Qtr	4th Qtr	1st Half	2nd Half	Total
Time of possession	04:22	06:27	07:31	06:18	10:49	13:49	24:38
3rd down conversions	2-2	1-3	3-4	1-4	3-5	4-8	7-13
Average field position	S38	S31	S28	L45	S34	S41	S38
4th down conversions	0-0	0-0	0-0	1-3	0-0	1-3	1-3



Drive Chart (By Quarter) (Final)
2021 St. Joseph Bears Football
Lakeshore vs St. Joseph (10/08/2021 at St. Joseph, MI)



Team	Qtr	Drive Started			Drive Ended			Consumed	
		Spot	Time	Obtained	Spot	Time	How lost	PI - Yds	TOP
SLKSHO	1st	L40	12:00	Possession	L40	12:00	Kickoff	0 - 0	0:00
SLKSHO		L20	12:00	Kickoff	L18	10:26	Punt	3 - (2)	1:34
STJOE		S45	10:26	Punt	L00	06:17	*TOUCHDOWN	10 - 55	4:09
SLKSHO		L28	05:45	Kickoff	S00	00:13	*TOUCHDOWN	12 - 72	5:32
STJOE		S32	00:04	Kickoff	L00	10:03	*TOUCHDOWN	5 - 68	2:01
SLKSHO	2nd	L28	09:57	Kickoff	L34	07:39	Punt	3 - 6	2:18
STJOE		S31	07:39	Punt	S27	06:20	Punt	3 - (4)	1:19
SLKSHO		L41	06:20	Punt	S21	04:11	Downs	7 - 38	2:09
STJOE		S21	04:11	Downs	S37	01:25	Punt	5 - 16	2:46
SLKSHO		L37	01:25	Punt	L39	00:25	Punt	3 - 2	1:00
STJOE		S43	00:25	Punt	L40	00:00	End of half	4 - 17	0:25
STJOE	3rd	S33	11:52	Kickoff	L00	07:48	*TOUCHDOWN	9 - 67	4:04
SLKSHO		L11	07:40	Kickoff	L38	05:16	Punt	5 - 27	2:24
STJOE		S38	05:16	Punt	L43	02:15	Punt	6 - 19	3:01
SLKSHO		L21	02:15	Punt	S00	00:18	*TOUCHDOWN	5 - 79	1:57
STJOE	4th	S13	12:00	Kickoff	L12	08:07	Downs	7 - 75	3:53
SLKSHO		L12	08:07	Downs	S00	03:05	*TOUCHDOWN	12 - 88	5:02
STJOE		L00	02:49	Kickoff	L00	02:49	*TOUCHDOWN	0 - 0	0:00
SLKSHO		S00	02:35	Kickoff	S00	02:35	*TOUCHDOWN	0 - 0	0:00
STJOE		S35	02:34	Kickoff	L42	00:50	Downs	7 - 23	1:44
SLKSHO		L42	00:50	Downs	S00	00:24	*TOUCHDOWN	4 - 58	0:26
STJOE		S31	00:23	Kickoff	S39	00:00	End of half	6 - 8	0:23



Play Breakdown Summary (Final)
2021 St. Joseph Bears Football
Lakeshore vs St. Joseph (10/08/2021 at St. Joseph, MI)



Lakeshore

Down	Rush	Pass	Total
OVERALL	33	21	54
1ST DOWN	18	6	24
2ND DOWN-SHORT	1	1	2
2ND DOWN-MIDDLE	3	2	5
2ND DOWN-LONG	7	3	10
3RD DOWN-SHORT	1	0	1
3RD DOWN-MIDDLE	0	2	2
3RD DOWN-LONG	3	6	9
4TH DOWN	0	1	1
Lakeshore			

Formation	Rush	Pass	Total
	33	21	54

St. Joseph

Down	Rush	Pass	Total
OVERALL	44	18	62
1ST DOWN	20	5	25
2ND DOWN-SHORT	3	0	3
2ND DOWN-MIDDLE	6	2	8
2ND DOWN-LONG	5	5	10
3RD DOWN-SHORT	3	0	3
3RD DOWN-MIDDLE	3	0	3
3RD DOWN-LONG	3	4	7
4TH DOWN	1	2	3
St. Joseph			

Formation	Rush	Pass	Total
	44	18	62



2021 St. Joseph Bears Football
St. Joseph Game Results (as of Oct 10, 2021)
All games



Date	Opponent		Score	Overall	Conference	Time	Attend
* 08/27/2021	MATTAWAN	W	34-19	1-0	1-0	2:32	2000
* 09/02/2021	at Battle Creek Central	W	62-30	2-0	2-0	2:52	2000
* 09/10/2021	PORTAGE NORTHERN	W	21-3	3-0	3-0	2:23	2000
* 09/17/2021	at Kalamazoo Central	W	29-13	4-0	4-0	2:44	1200
09/24/2021	OKEMOS	W	75-0	5-0	4-0	1:39	1500
* 10/01/2021	at Portage Central	Lo	30-36	5-1	4-1	2:38	3500
* 10/08/2021	LAKESHORE	L	28-35	5-2	4-2	2:27	4500
10/15/2021	at Chelsea						
* 10/22/2021	B.C. LAKEVIEW						



2021 St. Joseph Bears Football
St. Joseph Overall Team Statistics (as of Oct 10, 2021)
All games



Team Statistics	STJOE	OPP
SCORING	279	136
Points Per Game	39.9	19.4
Points Off Turnovers	104	16
FIRST DOWNS	116	111
Rushing	91	60
Passing	15	36
Penalty	10	15
RUSHING YARDAGE	1820	1042
Yards gained rushing	1977	1261
Yards lost rushing	157	219
Rushing Attempts	311	251
Average Per Rush	5.9	4.2
Average Per Game	260.0	148.9
TDs Rushing	30	9
PASSING YARDAGE	387	774
Comp-Att-Int	28-69-2	65-136-14
Average Per Pass	5.6	5.7
Average Per Catch	13.8	11.9
Average Per Game	55.3	110.6
TDs Passing	3	8
TOTAL OFFENSE	2207	1816
Total Plays	380	387
Average Per Play	5.8	4.7
Average Per Game	315.3	259.4
KICK RETURNS: #-Yards	17-322	31-727
PUNT RETURNS: #-Yards	7-54	4-43
INT RETURNS: #-Yards	14-401	2-35
KICK RETURN AVERAGE	18.9	23.5
PUNT RETURN AVERAGE	7.7	10.8
INT RETURN AVERAGE	28.6	17.5
FUMBLES-LOST	20-6	16-8
PENALTIES-Yards	58-530	45-368
Average Per Game	75.7	52.6
PUNTS-Yards	17-609	19-516
Average Per Punt	35.8	27.2
Net punt average	33.3	24.3
KICKOFFS-Yards	46-2382	24-990
Average Per Kick	51.8	41.2
Net kick average	32.5	26.2
TIME OF POSSESSION/Game	20:36	27:14
3RD-DOWN Conversions	31/69	27/73
3rd-Down Pct	45%	37%
4TH-DOWN Conversions	9/18	5/21
4th-Down Pct	50%	24%
SACKS BY-Yards	11-88	6-49
MISC YARDS	-14	0
TOUCHDOWNS SCORED	40	19
FIELD GOALS-ATTEMPTS	0-1	2-2
ON-SIDE KICKS	0-0	0-3
RED-ZONE SCORES	(23-28) 82%	(15-22) 68%
RED-ZONE TOUCHDOWNS	(23-28) 82%	(13-22) 59%
PAT-ATTEMPTS	(33-35) 94%	(8-12) 67%
ATTENDANCE	10000	6700
Games/Avg Per Game	4/2500	3/2233
Neutral Site Games		0/0

Score by Quarters	1st	2nd	3rd	4th	OT	Total
St. Joseph	98	56	57	68	0	279
Opponents	22	34	29	45	6	136



2021 St. Joseph Bears Football
St. Joseph Overall Individual Statistics (as of Oct 10, 2021)
All games



Rushing	gp	att	gain	loss	net	avg	td	lg	avg/g
Trey McGinnis	7	84	546	5	541	6.4	9	74	77.3
Joron Brown	7	64	480	10	470	7.3	7	71	67.1
Matthew Lanier	7	41	262	43	219	5.3	3	46	31.3
Andrew Barlow	6	33	201	0	201	6.1	5	38	33.5
Preston Nichols	7	48	252	56	196	4.1	2	43	28.0
Thomas Moore	7	25	140	13	127	5.1	2	20	18.1
Eian Nelson	3	5	42	1	41	8.2	0	15	13.7
Jackson Lane	2	1	30	0	30	30.0	1	30	15.0
Hunter Hall	4	2	10	0	10	5.0	1	5	2.5
Derek Henriquez-Cruz	2	4	11	2	9	2.2	0	8	4.5
Riley Biggins	3	1	1	0	1	1.0	0	1	0.3
Team	4	3	2	27	-25	-8.3	0	2	-6.2
Total	7	311	1977	157	1820	5.9	30	74	260.0
Opponents	7	251	1261	219	1042	4.2	9	63	148.9

Passing	gp	effic	comp-att-int	pct	yds	td	lg	avg/g
Matthew Lanier	7	75.53	13-36-2	36.1	138	2	30	19.7
Preston Nichols	7	119.42	14-32-0	43.8	249	1	43	35.6
Hudson Lange	7	100.00	1-1-0	100.0	0	0	0	0.0
Total	7	96.24	28-69-2	40.6	387	3	43	55.3
Opponents	7	94.42	65-136-14	47.8	774	8	33	110.6

Receiving	gp	no.	yds	avg	td	lg	avg/g
Dylan Stevens	5	9	107	11.9	0	31	21.4
Joron Brown	7	6	80	13.3	1	43	11.4
Riley Biggins	3	6	62	10.3	0	20	20.7
Andrew Barlow	6	3	78	26.0	0	37	13.0
Trey McGinnis	7	2	21	10.5	0	15	3.0
Preston Nichols	7	1	30	30.0	1	30	4.3
Cole Toney	2	1	9	9.0	1	9	4.5
Total	7	28	387	13.8	3	43	55.3
Opponents	7	65	774	11.9	8	33	110.6

Punt Returns	no.	yds	avg	td	lg
Hudson Lange	6	41	6.8	0	20
Caleb Garey	1	13	13.0	0	0
Trey McGinnis	0	0	0.0	1	0
Total	7	54	7.7	1	20
Opponents	4	43	10.8	0	26

Interceptions	no.	yds	avg	td	lg
Hudson Lange	3	104	34.7	0	44
Preston Nichols	3	15	5.0	0	15
MacGuire Lange	2	94	47.0	1	69
Trey McGinnis	2	57	28.5	1	57
Brystun Mayberry	2	58	29.0	1	33
Caleb Garey	1	43	43.0	1	43
Cole Lakin	1	30	30.0	0	30
Total	14	401	28.6	4	69
Opponents	2	35	17.5	0	35

Kick Returns	no.	yds	avg	td	lg
Trey McGinnis	5	72	14.4	0	42
Hudson Lange	3	118	39.3	1	80
Thomas Moore	3	27	9.0	0	11
Joron Brown	3	69	23.0	0	28
Caleb Garey	2	43	21.5	0	25
Andrew Barlow	1	-7	-7.0	0	0
Total	17	322	18.9	1	80
Opponents	31	727	23.5	2	93

Fumble Returns	no.	yds	avg	td	lg
Malik Immoos	1	34	34.0	1	34
Total	1	34	34.0	1	34
Opponents	0	0	0.0	0	0



2021 St. Joseph Bears Football
St. Joseph Overall Individual Statistics (as of Oct 10, 2021)
All games



Scoring	td	fg	PAT				dxp	saf	pts
			kick	rush	rcv	pass			
Trey McGinnis	11	-	-	-	-	-	-	-	66
Joron Brown	8	-	-	-	-	-	-	-	48
Andrew Barlow	5	-	-	-	-	-	-	-	30
Max Taylor	-	0-1	29-31	-	-	-	-	-	29
Matthew Lanier	3	-	-	1-1	-	-	-	-	20
Preston Nichols	3	-	-	1-1	-	-	-	-	20
Thomas Moore	2	-	-	1-1	-	-	-	-	14
Hunter Hall	1	-	-	-	-	-	-	-	6
Jackson Lane	1	-	-	-	-	-	-	-	6
Cole Toney	1	-	-	-	-	-	-	-	6
Brystun Mayberry	1	-	-	-	-	-	-	-	6
MacGuire Lange	1	-	-	-	-	-	-	-	6
Caleb Garey	1	-	-	-	-	-	-	-	6
Hudson Lange	1	-	-	-	-	-	-	-	6
Malik Immoos	1	-	-	-	-	-	-	-	6
Rusty Klaer	-	-	4-4	-	-	-	-	-	4
Team	-	-	-	0-2	-	-	-	-	0
Total	40	0-1	33-35	3-5	-	-	-	-	279
Opponents	19	2-2	8-12	2-4	2	2-2	-	-	136

Total Offense	g	plays	rush	pass	total	avg/g
Trey McGinnis	7	84	541	0	541	77.3
Joron Brown	7	64	470	0	470	67.1
Preston Nichols	7	80	196	249	445	63.6
Matthew Lanier	7	77	219	138	357	51.0
Andrew Barlow	6	33	201	0	201	33.5
Thomas Moore	7	25	127	0	127	18.1
Eian Nelson	3	5	41	0	41	13.7
Jackson Lane	2	1	30	0	30	15.0
Hunter Hall	4	2	10	0	10	2.5
Derek Henriquez-Cruz	2	4	9	0	9	4.5
Riley Biggins	3	1	1	0	1	0.3
Team	4	3	-25	0	-25	-6.2
Total	7	380	1820	387	2207	315.3
Opponents	7	387	1042	774	1816	259.4

Field Goals	fg	pct.	01-19	20-29	30-39	40-49	50-99	lg	blk
Max Taylor	0-1	0.0	0-0	0-1	0-0	0-0	0-0	0	1

FG Sequence	St. Joseph	Opponents
Mattawan	-	-
Battle Creek Central	-	-
Portage Northern	27	(27)
Kalamazoo Central	-	-
Okemos	-	-
Portage Central	-	(27)
Lakeshore	-	-
Chelsea	-	-
B.C. Lakeview	-	-

Punting	no.	yds	avg	lg	tb	fc	i20	50+	blk
Max Taylor	17	609	35.8	52	0	7	2	1	0
Total	17	609	35.8	52	0	7	2	1	0
Opponents	19	516	27.2	51	0	4	1	1	1

Kickoffs	no.	yds	avg	tb	ob	retn	net	ydln
Max Taylor	42	2176	51.8	7	2			
Rusty Klaer	2	110	55.0	1	1			
Mehdi Ladjel	2	96	48.0	0	1			
Total	46	2382	51.8	8	4	23.5	32.5	27
Opponents	24	990	41.2	2	0	18.9	26.2	33

Numbers in (parentheses) indicate field goal was made.



2021 St. Joseph Bears Football
St. Joseph Overall Individual Statistics (as of Oct 10, 2021)
All games



All Purpose	g	rush	rcv	pr	kr	ir	total	avg/g
Trey McGinnis	7	541	21	0	72	57	691	98.7
Joron Brown	7	470	80	0	69	0	619	88.4
Andrew Barlow	6	201	78	0	-7	0	272	45.3
Hudson Lange	7	0	0	41	118	104	263	37.6
Preston Nichols	7	196	30	0	0	15	241	34.4
Matthew Lanier	7	219	0	0	0	0	219	31.3
Thomas Moore	7	127	0	0	27	0	154	22.0
Dylan Stevens	5	0	107	0	0	0	107	21.4
Caleb Garey	6	0	0	13	43	43	99	16.5
MacGuire Lange	1	0	0	0	0	94	94	94.0
Riley Biggins	3	1	62	0	0	0	63	21.0
Brystun Mayberr	5	0	0	0	0	58	58	11.6
Eian Nelson	3	41	0	0	0	0	41	13.7
Jackson Lane	2	30	0	0	0	0	30	15.0
Cole Lakin	6	0	0	0	0	30	30	5.0
Hunter Hall	4	10	0	0	0	0	10	2.5
Cole Toney	2	0	9	0	0	0	9	4.5
Derek Henriquez	2	9	0	0	0	0	9	4.5
Team	4	-25	0	0	0	0	-25	-6.2
Total	7	1820	387	54	322	401	2984	426.3
Opponents	7	1042	774	43	727	35	2621	374.4



2021 St. Joseph Bears Football
St. Joseph Overall Defensive Statistics (as of Oct 10, 2021)
All games



#	Defensive Leaders	gp	Tackles				Sacks no-yds	Pass defense			Fumbles		blkd	
			ua	a	tot	tfl/yds		int-yds	brup	qbh	rcv-yds	ff	kick	saf
11	Malik Immoos	7	28	18	46	10-50	4-36	.	4	1	3-34	2	.	.
7	Hudson Lange	7	28	12	40	.	.	3-104	4	1	.	.	1	.
6	Joron Brown	7	22	9	31	6-15	1-1	.	2	2
12	Cole Lakin	6	16	10	26	1-1	.	1-30	1	.
22	Elijah Turner	4	14	10	24	.	.	.	1	1	2-0	.	.	.
3	Troy Sims	6	18	3	21	2-4	.	.	2	.	1-0	.	.	.
77	Joey Sicurello	7	11	10	21	6-8	1-2
65	Nate Sparkman	6	10	9	19	4-6
27	Andrew Barlow	6	12	6	18	3-18	1-0	1	.	.
31	Julius Davis	4	13	3	16	2-8	1	.	.
10	Brystun Mayberry	5	10	4	14	.	.	2-58	3
50	TJ Broderick	6	8	6	14	4-31	3-30
51	Mariious Alexander	5	7	4	11	3-7	1-5
4	Trey McGinnis	7	8	2	10	.	.	2-57	.	.	1-0	.	.	.
5	Caleb Garey	6	6	2	8	.	.	1-43	1	.
42	Rabah Jaffal	1	1	3	4
55	Gerald Capaccio	3	3	.	3	2-3
63	Matt Golladay	2	1	2	3	2-10	2-10
8	Dylan Stevens	5	3	.	3	.	.	.	1
2	Preston Nichols	7	2	.	2	.	.	3-15	1
20	Ben Zarotney	1	2	.	2
15	Eian Nelson	3	2	.	2
18	Bobby Nate	2	1	.	1	.	.	.	1
33	Jamier Parker-Hersey	1	.	1	1
78	Josh Nicholson	1	1	.	1
76	Camden King	1	.	1	1
52	Dominic Dubinoff	1	1	.	1	1-4	1-4
71	Caden Hankins	1	1	.	1
74	Mario Galvan	1	1	.	1
44	Juswin Judge	1	1	.	1
14	Thomas Moore	7	1	.	1
32	Jack Lawrence	1	.	1	1
79	Rusty Klaer	3	1	.	1
21	Derek Henriquez-Cruz	2	1	.	1
87	Cole Toney	2	1	.	1
16	Hunter Hall	4	1	.	1	.	.	.	1
17	Jackson Lane	2	1	.	1
35	MacGuire Lange	1	2-94
TM Team		4	1	.
Total		7	237	116	353	46-165	11-88	14-401	20	5	8-34	4	4	.
Opponents		7	209	23	232	20-78	6-49	2-35	7	.	6-0	2	1	.



2021 St. Joseph Bears Football

St. Joseph Team Game-by-Game (as of Oct 10, 2021)

All games



TEAM STATISTICS

		Rushing				Receiving				Passing				Kick Returns				Punt Returns				tot		
Date	Opponent	no.	yds	td	lg	no.	yds	td	lg	cmp	att	int	yds	td	lg	no.	yds	td	lg	no.	yds	td	lg	off
08/27/2021	MATTAWAN	56	325	5	46	1	29	0	29	1-6-1	29	0	29	3	46	0	42	2	20	0	20			354
09/02/2021	at Battle Creek Central	53	426	7	44	7	147	1	43	7-11-0	147	1	43	2	20	0	20	1	13	1	0			573
09/10/2021	PORTAGE NORTHERN	48	156	2	22	5	59	1	30	5-12-0	59	1	30	1	25	0	25	0	0	0	0			215
09/17/2021	at Kalamazoo Central	47	161	3	14	3	30	0	17	3-13-0	30	0	17	2	11	0	18	0	0	0	0			191
09/24/2021	OKEMOS	16	323	8	74	1	9	1	9	1-2-0	9	1	9	0	0	0	0	2	7	0	7			332
10/01/2021	at Portage Central	47	157	2	17	3	51	0	25	3-7-1	51	0	25	5	81	0	28	0	0	0	0			208
10/08/2021	LAKESHORE	44	272	3	71	8	62	0	15	8-18-0	62	0	15	4	139	1	80	2	14	0	14			334
		311	1820	30	74	28	387	3	43	28-69-2	387	3	43	17	322	1	80	7	54	1	20			2207
Opponents		251	1042	9	63	65	774	8	33	65-136-14	774	8	33	31	727	2	93	4	43	0	26			1816

Games: 7 • Avg/rush: 5.9 • Avg/catch: 13.8 • Pass eff: 96.24 • KR avg: 18.9 • PR avg: 7.7 • All purpose avg/game: 426.3 • Total offense avg/gm: 315.3

Date	Opponent	Tackles				Sacks no-yds	Fumble		Pass Defense			blkd kick	PAT Attempts			off		
		ua	a	total	tfl-yds		ff	fr-yds	int-yds	qbh	brup		kick	rush	rcv	saf	t/o	pts
08/27/2	MATTAWAN	33	22	55	4-14	0-0	1	0-0	2-74	4	4	2	4-5	0	0	0	0	34
09/02/2	at Battle Creek Central	48	12	60	4-10	1-7	1	2-0	0-0	1	6	1	8-9	0	0	0	13	62
09/10/2	PORTAGE NORTHERN	40	10	50	7-33	2-24	1	1-0	3-93	0	0	0	3-3	0	0	0	14	21
09/17/2	at Kalamazoo Central	37	22	59	11-42	3-18	1	1-0	5-72	0	0	1	3-3	1	0	0	22	29
09/24/2	OKEMOS	14	4	18	10-40	4-28	0	2-0	3-137	0	0	0	9-9	0	0	0	33	75
10/01/2	at Portage Central	32	38	70	7-21	1-11	0	2-34	1-25	0	3	0	2-2	2	0	0	22	30
10/08/2	LAKESHORE	33	8	41	3-5	0-0	0	0-0	0-0	0	7	0	4-4	0	0	0	0	28
		237	116	353	46-165	13-88	4	8-34	14-401	5	20	4	33-35	3	0	0	104	279
	Opponents	209	23	232	20-78	7-49	2	6-0	2-35	0	7	1	8-12	2	2	0	16	136

		Punting									Field Goals			Kickoffs				
Date	Opponent	no.	yds	avg	long	blkd	tb	fc	50+	i20	md-att	long	blkd	no.	yds	avg	tb	ob
08/27/2	MATTAWAN	2	69	34.5	37	0	0	2	0	1	0-0	0	0	6	343	57.2	3	0
09/02/2	at Battle Creek Central	0	0	0.0	0	0	0	0	0	0	0-0	0	0	10	513	51.3	0	1
09/10/2	PORTAGE NORTHERN	4	143	35.8	52	0	0	2	1	0	0-1	0	1	4	185	46.2	0	1
09/17/2	at Kalamazoo Central	5	209	41.8	49	0	0	0	0	1	0-0	0	0	5	272	54.4	0	0
09/24/2	OKEMOS	0	0	0.0	0	0	0	0	0	0	0-0	0	0	11	570	51.8	4	2
10/01/2	at Portage Central	3	108	36.0	39	0	0	1	0	0	0-0	0	0	5	241	48.2	0	0
10/08/2	LAKESHORE	3	80	26.7	32	0	0	2	0	0	0-0	0	0	5	258	51.6	1	0
		17	609	35.8	52	0	0	7	1	2	0-1	0	1	46	2382	51.8	8	4
Opponents		19	516	27.2	51	1	0	4	1	1	2-2	27	0	24	990	41.2	2	0



2021 St. Joseph Bears Football
St. Joseph Game Superlatives (as of Oct 10, 2021)
All games



INDIVIDUAL GAME HIGHS

Rushes	20	Trey McGinnis at Kalamazoo Central (09/17/2021)
	20	Joron Brown vs Lakeshore (10/08/2021)
Yards Rushing	167	Joron Brown vs Lakeshore (10/08/2021)
TD Rushes	3	Trey McGinnis at Battle Creek Central (09/02/2021)
Long Rush	74	Trey McGinnis vs Okemos (09/24/2021)
Pass attempts	11	Matthew Lanier vs Lakeshore (10/08/2021)
Pass completions	4	Preston Nichols at Battle Creek Central (09/02/2021)
	4	Preston Nichols vs Lakeshore (10/08/2021)
	4	Matthew Lanier vs Lakeshore (10/08/2021)
Yards Passing	118	Preston Nichols at Battle Creek Central (09/02/2021)
TD Passes	1	Preston Nichols at Battle Creek Central (09/02/2021)
	1	Matthew Lanier vs Portage Northern (09/10/2021)
	1	Matthew Lanier vs Okemos (09/24/2021)
Long Pass	43	Preston Nichols at Battle Creek Central (09/02/2021)
Receptions	5	Riley Biggins vs Lakeshore (10/08/2021)
Yards Receiving	53	Andrew Barlow at Battle Creek Central (09/02/2021)
TD Receptions	1	Joron Brown at Battle Creek Central (09/02/2021)
	1	Preston Nichols vs Portage Northern (09/10/2021)
	1	Cole Toney vs Okemos (09/24/2021)
Long Reception	43	Joron Brown at Battle Creek Central (09/02/2021)
Punts	5	Max Taylor at Kalamazoo Central (09/17/2021)
Punting Avg	41.8	Max Taylor at Kalamazoo Central (09/17/2021)
Long Punt	52	Max Taylor vs Portage Northern (09/10/2021)
Punts inside 20	1	Max Taylor vs Mattawan (08/27/2021)
	1	Max Taylor at Kalamazoo Central (09/17/2021)
Long Punt Return	20	Hudson Lange vs Mattawan (08/27/2021)
Long Kickoff Return	80	Hudson Lange vs Lakeshore (10/08/2021)
Tackles	12	Elijah Turner at Portage Central (10/01/2021)
Sacks	2.0	Malik Immoos vs Portage Northern (09/10/2021)
	2.0	Matt Golladay vs Okemos (09/24/2021)
Tackles For Loss	3.0	Malik Immoos vs Portage Northern (09/10/2021)
	3.0	Andrew Barlow at Kalamazoo Central (09/17/2021)
Interceptions	3	Preston Nichols at Kalamazoo Central (09/17/2021)



2021 St. Joseph Bears Football
St. Joseph Game Superlatives (as of Oct 10, 2021)
All games



TEAM GAME HIGHS

Rushes	56	vs Mattawan (08/27/2021)
Yards Rushing	426	at Battle Creek Central (09/02/2021)
Yards Per Rush	20.2	vs Okemos (09/24/2021)
TD Rushes	8	vs Okemos (09/24/2021)
Pass attempts	18	vs Lakeshore (10/08/2021)
Pass completions	8	vs Lakeshore (10/08/2021)
Yards Passing	147	at Battle Creek Central (09/02/2021)
Yards Per Pass	13.4	at Battle Creek Central (09/02/2021)
TD Passes	1	at Battle Creek Central (09/02/2021)
	1	vs Portage Northern (09/10/2021)
	1	vs Okemos (09/24/2021)
Total Plays	64	at Battle Creek Central (09/02/2021)
Total Offense	573	at Battle Creek Central (09/02/2021)
Yards Per Play	18.4	vs Okemos (09/24/2021)
Points	75	vs Okemos (09/24/2021)
Sacks By	4	vs Okemos (09/24/2021)
First Downs	28	at Battle Creek Central (09/02/2021)
Penalties	13	vs Mattawan (08/27/2021)
Penalty Yards	118	at Battle Creek Central (09/02/2021)
Turnovers	4	at Portage Central (10/01/2021)
Interceptions By	5	at Kalamazoo Central (09/17/2021)
Punts	5	at Kalamazoo Central (09/17/2021)
Punting Avg	41.8	at Kalamazoo Central (09/17/2021)
Long Punt	52	vs Portage Northern (09/10/2021)
Punts inside 20	1	vs Mattawan (08/27/2021)
	1	at Kalamazoo Central (09/17/2021)
Long Punt Return	20	vs Mattawan (08/27/2021)



2021 St. Joseph Bears Football
St. Joseph Game Superlatives (as of Oct 10, 2021)
All games



OPPONENT INDIVIDUAL GAME HIGHS

Rushes	22	Frank Roseman, at Portage Central (10/01/2021)
Yards Rushing	102	Andrew Lies, vs Lakeshore (10/08/2021)
TD Rushes	1	Blaine Rogers, vs Mattawan (08/27/2021)
	1	Aseal Adon, at Battle Creek Central (09/02/2021)
	1	Cincear Lewis, at Kalamazoo Central (09/17/2021)
	1	Travion Farris, at Kalamazoo Central (09/17/2021)
	1	Devin Porter, at Portage Central (10/01/2021)
	1	Josh Sturgeon, at Portage Central (10/01/2021)
	1	Tomas Layne, at Portage Central (10/01/2021)
	1	Andrew Lies, vs Lakeshore (10/08/2021)
	1	Ryan Korfmacher, vs Lakeshore (10/08/2021)
Long Rush	63	Devin Porter, at Portage Central (10/01/2021)
Pass attempts	37	Devoine Newton, at Battle Creek Central (09/02/2021)
Pass completions	22	Devoine Newton, at Battle Creek Central (09/02/2021)
Yards Passing	276	Devoine Newton, at Battle Creek Central (09/02/2021)
TD Passes	3	Devoine Newton, at Battle Creek Central (09/02/2021)
Long Pass	33	Andrew Keorkuni, vs Mattawan (08/27/2021)
	33	Devin Porter, at Portage Central (10/01/2021)
Receptions	7	Melvin Nelson, at Battle Creek Central (09/02/2021)
Yards Receiving	76	Melvin Nelson, at Battle Creek Central (09/02/2021)
TD Receptions	2	Trevor Griffith, vs Lakeshore (10/08/2021)
Long Reception	33	Carter Schuring, vs Mattawan (08/27/2021)
	33	Caleb Schnell, at Portage Central (10/01/2021)
Field Goals	1	Avery Kucharski, vs Portage Northern (09/10/2021)
	1	Aaron Pollack, at Portage Central (10/01/2021)
Long Field Goal	27	Avery Kucharski, vs Portage Northern (09/10/2021)
	27	Aaron Pollack, at Portage Central (10/01/2021)
Punts	5	Tyler Kliewer, vs Okemos (09/24/2021)
Punting Avg	41.5	TayShawn Vaughn, at Battle Creek Central (09/02/2021)
Long Punt	51	Tyler Kliewer, vs Okemos (09/24/2021)
Punts inside 20	1	TayShawn Vaughn, at Battle Creek Central (09/02/2021)
Long Punt Return	26	Cincear Lewis, at Kalamazoo Central (09/17/2021)
Long Kickoff Return	93	Devin Porter, at Portage Central (10/01/2021)
	93	Cage Davison, vs Lakeshore (10/08/2021)
Tackles	11	Zach Warren, vs Lakeshore (10/08/2021)
Sacks	2.0	J. Laskarides, vs Portage Northern (09/10/2021)
	2.0	Arman Harris, vs Portage Northern (09/10/2021)
Tackles For Loss	3.0	Zach Warren, vs Lakeshore (10/08/2021)
Interceptions	1	Landon Berchiat, vs Mattawan (08/27/2021)
	1	Tyler Stolsky, at Portage Central (10/01/2021)



2021 St. Joseph Bears Football
St. Joseph Game Superlatives (as of Oct 10, 2021)
All games



OPPONENT TEAM GAME HIGHS

Rushes	51	at Portage Central (10/01/2021)
Yards Rushing	256	at Portage Central (10/01/2021)
Yards Per Rush	6.3	vs Lakeshore (10/08/2021)
TD Rushes	3	at Portage Central (10/01/2021)
Pass attempts	37	at Battle Creek Central (09/02/2021)
Pass completions	22	at Battle Creek Central (09/02/2021)
Yards Passing	276	at Battle Creek Central (09/02/2021)
Yards Per Pass	7.5	at Battle Creek Central (09/02/2021)
TD Passes	3	at Battle Creek Central (09/02/2021)
Total Plays	71	at Battle Creek Central (09/02/2021)
Total Offense	434	at Battle Creek Central (09/02/2021)
Yards Per Play	6.1	at Battle Creek Central (09/02/2021)
Points	36	at Portage Central (10/01/2021)
Sacks By	3	vs Portage Northern (09/10/2021)
First Downs	29	at Battle Creek Central (09/02/2021)
Penalties	14	at Kalamazoo Central (09/17/2021)
Penalty Yards	116	at Kalamazoo Central (09/17/2021)
Turnovers	6	at Kalamazoo Central (09/17/2021)
Interceptions By	1	vs Mattawan (08/27/2021)
	1	at Portage Central (10/01/2021)
Punts	5	vs Okemos (09/24/2021)
Punting Avg	35.0	at Portage Central (10/01/2021)
Long Punt	51	vs Okemos (09/24/2021)
Punts inside 20	1	at Battle Creek Central (09/02/2021)
Long Punt Return	26	at Kalamazoo Central (09/17/2021)



				Times	Times	Total		Rush	Pass	FGs	Failed to score inside RZ						
Date	Opponent	Score		In RZ	Scored	Pts	TDs	TDs	TDs	Made	FGA	Down	Int	Fumb	Half	Game	
08/27/2021	MATTAWAN	W 34-19		6	3	19	3	1	2	0	0	2	1	0	0	0	
09/02/2021	at Battle Creek Central	W 62-30		4	4	30	4	1	3	0	0	0	0	0	0	0	
09/10/2021	PORTAGE NORTHERN	W 21-3		3	1	3	0	0	0	1	0	2	0	0	0	0	
09/17/2021	at Kalamazoo Central	W 29-13		3	2	13	2	2	0	0	0	0	1	0	0	0	
09/24/2021	OKEMOS	W 75-0		0	0	0	0	0	0	0	0	0	0	0	0	0	
10/01/2021	at Portage Central	L 30-36		4	3	15	2	2	0	1	0	1	0	0	0	0	
10/08/2021	LAKESHORE	L 28-35		2	2	14	2	1	1	0	0	0	0	0	0	0	
10/15/2021	at Chelsea																
10/22/2021	B.C. LAKEVIEW																
Totals				22	15	94	13	7	6	2	0	5	2	0	0	0	
15 of 22 (68.2%)																	



2021 St. Joseph Bears Football
St. Joseph Team Game-by-Game Comparison (as of Oct 10, 2021)
All games



Opponent	Score	First Downs				Rushing Number-Yards	Passing		Total Offense Plays-Yards	Return Yards	Turn- Overs
		Total	Rush	Pass	Pen		Comp-Att-Int	Yards			
MATTAWAN	34 - 19	18 / 18	17 / 8	1 / 7	0 / 3	56-325 / 35-121	1-6-1 / 16-33-2	29 / 163	62-354 / 68-284	140 / 138	1 / 2
Battle Creek Central	62 - 30	28 / 29	21 / 11	4 / 14	3 / 4	53-426 / 34-158	7-11-0 / 22-37-0	147 / 276	64-573 / 71-434	33 / 102	0 / 2
PORTAGE NORTHERN	21 - 3	14 / 13	11 / 8	2 / 3	1 / 2	48-156 / 35-105	5-12-0 / 8-16-3	59 / 89	60-215 / 51-194	118 / 113	2 / 4
Kalamazoo Central	29 - 13	14 / 13	11 / 10	1 / 2	2 / 1	47-161 / 44-221	3-13-0 / 4-11-5	30 / 52	60-191 / 55-273	83 / 134	1 / 6
OKEMOS	75 - 0	12 / 1	11 / 0	0 / 1	1 / 0	16-323 / 19--26	1-2-0 / 2-8-3	9 / 26	18-332 / 27-0	144 / 8	0 / 5
Portage Central	30 - 36	14 / 17	10 / 13	2 / 3	2 / 1	47-157 / 51-256	3-7-1 / 3-10-1	51 / 70	54-208 / 61-326	140 / 185	4 / 3
LAKESHORE	28 - 35	16 / 20	10 / 10	5 / 6	1 / 4	44-272 / 33-207	8-18-0 / 10-21-0	62 / 98	62-334 / 54-305	153 / 125	0 / 0
Chelsea											
B.C. LAKEVIEW											
Totals	279 - 136	116 / 111	91 / 60	15 / 36	10 / 15	311-1820 / 251-1042	28-69-2 / 65-136-14	387 / 774	380-2207 / 387-1816	811 / 805	8 / 22

Opponent	3rd Down Conversions	4th Down Conversions	Time of Possession	TOP Margin	Avg Yds/Rush	Avg Yds/Pass	Avg Yds/Play	Punting Number-Avg	Penalties Number-Yards	Sacks
MATTAWAN	5-10 / 5-14	0-3 / 2-7	22:30 / 25:30	-3:00	5.8 / 3.5	4.8 / 4.9	5.7 / 4.2	2-34.5 / 2-26.5	13-105 / 2-16	0 / 1
Battle Creek Central	4-9 / 7-11	3-5 / 0-0	22:33 / 25:27	-2:54	8.0 / 4.6	13.4 / 7.5	9.0 / 6.1	0-0.0 / 4-24.8	11-118 / 13-87	1 / 0
PORTAGE NORTHERN	5-13 / 2-9	1-1 / 0-4	22:30 / 24:23	-1:53	3.2 / 3.0	4.9 / 5.6	3.6 / 3.8	4-35.8 / 2-25.5	10-68 / 5-62	2 / 3
Kalamazoo Central	5-14 / 5-11	3-4 / 1-4	22:01 / 25:59	-3:58	3.4 / 5.0	2.3 / 4.7	3.2 / 5.0	5-41.8 / 1-23.0	8-75 / 14-116	3 / 2
OKEMOS	0-0 / 0-6	0-0 / 0-1	09:01 / 38:59	-29:58	20.2 / -1.4	4.5 / 3.2	18.4 / 0.0	0-0.0 / 5-25.4	3-21 / 3-14	4 / 0
Portage Central	5-10 / 2-10	1-2 / 2-4	20:59 / 27:01	-6:02	3.3 / 5.0	7.3 / 7.0	3.9 / 5.3	3-36.0 / 1-35.0	6-55 / 7-58	1 / 0
LAKESHORE	7-13 / 6-12	1-3 / 0-1	24:38 / 23:22	1:16	6.2 / 6.3	3.4 / 4.7	5.4 / 5.6	3-26.7 / 4-32.0	7-88 / 1-15	0 / 0
Chelsea										
B.C. LAKEVIEW										
Totals	31-69 / 27-73	9-18 / 5-21	144:12 / 190:41	-46:29	5.9 / 4.2	5.6 / 5.7	5.8 / 4.7	17-35.8 / 19-27.2	58-530 / 45-368	11 / 6

Note: Game totals are displayed in the format TEAM/OPPONENT for each category



2021 St. Joseph Bears Football
St. Joseph By-Quarter Statistics (as of Oct 10, 2021)
All games



3rd-Down Conversions

Date	Opponent	Score	Overall	1st Qtr	2nd Qtr	3rd Qtr	4th Qtr	Overtime
08/27/2021	MATTAWAN	W 34-19	5-10 50.0	0-2 0.0	3-3 100.0	0-1 0.0	2-4 50.0	
09/02/2021	at Battle Creek Central	W 62-30	4-9 44.4	2-3 66.7	0-1 0.0	1-3 33.3	1-2 50.0	
09/10/2021	PORTAGE NORTHERN	W 21-3	5-13 38.5	1-5 20.0	2-3 66.7	0-1 0.0	2-4 50.0	
09/17/2021	at Kalamazoo Central	W 29-13	5-14 35.7	0-2 0.0	1-4 25.0	1-4 25.0	3-4 75.0	
09/24/2021	OKEMOS	W 75-0	0-0 0.0	0-0 0.0	0-0 0.0	0-0 0.0	0-0 0.0	
10/01/2021	at Portage Central	L 30-36	5-10 50.0	3-3 100.0	1-3 33.3	0-1 0.0	1-2 50.0	0-1 0.0
10/08/2021	LAKE SHORE	L 28-35	7-13 53.8	2-2 100.0	1-3 33.3	3-4 75.0	1-4 25.0	
10/15/2021	at Chelsea							
10/22/2021	B.C. LAKEVIEW							
St. Joseph			31-69 44.9	8-17 47.1	8-17 47.1	5-14 35.7	10-20 50.0	0-1 0.0
Opponents			27-73 37.0	11-21 52.4	9-24 37.5	3-12 25.0	4-16 25.0	0-0 0.0

4th-Down Conversions

Date	Opponent	Score	Overall	1st Qtr	2nd Qtr	3rd Qtr	4th Qtr	Overtime
08/27/2021	MATTAWAN	W 34-19	0-3 0.0	0-1 0.0	0-0 0.0	0-0 0.0	0-2 0.0	
09/02/2021	at Battle Creek Central	W 62-30	3-5 60.0	1-1 100.0	0-1 0.0	1-1 100.0	1-2 50.0	
09/10/2021	PORTAGE NORTHERN	W 21-3	1-1 100.0	1-1 100.0	0-0 0.0	0-0 0.0	0-0 0.0	
09/17/2021	at Kalamazoo Central	W 29-13	3-4 75.0	0-0 0.0	0-1 0.0	2-2 100.0	1-1 100.0	
09/24/2021	OKEMOS	W 75-0	0-0 0.0	0-0 0.0	0-0 0.0	0-0 0.0	0-0 0.0	
10/01/2021	at Portage Central	L 30-36	1-2 50.0	0-0 0.0	0-0 0.0	1-1 100.0	0-0 0.0	0-1 0.0
10/08/2021	LAKE SHORE	L 28-35	1-3 33.3	0-0 0.0	0-0 0.0	0-0 0.0	1-3 33.3	
10/15/2021	at Chelsea							
10/22/2021	B.C. LAKEVIEW							
St. Joseph			9-18 50.0	2-3 66.7	0-2 0.0	4-4 100.0	3-8 37.5	0-1 0.0
Opponents			5-21 23.8	0-1 0.0	2-7 28.6	1-5 20.0	2-8 25.0	0-0 0.0

Time of Possession

Date	Opponent	Score	Overall	1st Qtr	2nd Qtr	3rd Qtr	4th Qtr	Overtime
08/27/2021	MATTAWAN	W 34-19	22:30	2:54	6:48	6:43	6:05	
09/02/2021	at Battle Creek Central	W 62-30	22:33	6:16	3:31	5:58	6:48	
09/10/2021	PORTAGE NORTHERN	W 21-3	22:30	7:36	5:00	2:48	7:06	
09/17/2021	at Kalamazoo Central	W 29-13	22:01	3:41	4:02	7:01	7:17	
09/24/2021	OKEMOS	W 75-0	9:01	2:01	2:35	2:09	2:16	
10/01/2021	at Portage Central	L 30-36	20:59	8:14	5:28	3:23	3:54	0:00
10/08/2021	LAKE SHORE	L 28-35	24:38	4:22	6:27	7:31	6:18	
10/15/2021	at Chelsea							
10/22/2021	B.C. LAKEVIEW							
St. Joseph			Total 144:12	35:04	33:51	35:33	39:44	0:00
			Avg. 20:36	5:00	4:50	5:04	5:40	0:00
Opponents			Total 190:41	48:56	50:09	48:27	43:09	0:00
			Avg. 27:14	6:59	7:09	6:55	6:09	0:00