



Week 8 – Friday, October 17, 2025 – 7:00 p.m. – C.W. Post Field – Battle Creek

2025 Season Schedule	
	Friday, 8/29/25 – LOSS 18-28 at Niles Vikings Viking Stadium
	Friday, 9/5/25 – LOSS 37-40 Edwardsburg Eddie Steve Upton Field at Dickinson Stadium
	Friday, 9/12/25 – WIN 51-25 at Kalamazoo Loy Norrix Knights Griffith Stadium
	Friday, 9/19/25 – WIN 46-7 Gull Lake Blue Devils Steve Upton Field at Dickinson Stadium
	Friday, 9/26/25 – WIN 35-14 Lakeshore Lancers Steve Upton Field at Dickinson Stadium
	Friday, 10/3/25 – LOSS 36-42 at Portage Northern Huskies Huskies Stadium
	Friday, 10/10/25 – WIN 39-37 Mattawan Wildcats Steve Upton Field at Dickinson Stadium
	Friday, 10/17/25 – 7:00 PM at Battle Creek Central Bearcats C.W. Post Field
	Friday, 10/24/25 – 7:00 PM Portage Central Mustangs Steve Upton Field at Dickinson Stadium

St. Joseph Bears Media	
FM Radio/Internet: News/Talk/Sports 94.9 WSJM wsjm.com / wsjmsports.com Joel Cordes (play by play) Bret Witkowski (analyst)	
Internet Only Audio: St. Joseph Bears Sports Network sjbearssports.com Jon Wallace (play by play) Kris Hickman (analyst)	
Home Video Stream: NFHS Network nfhsnetwork.com	
Print Media: The Herald Palladium theh-p.com	
Social Media:	
Facebook facebook.com/SJFootball	
Twitter/X twitter.com/stjoefootball	
Instagram @stjoefootball	
Special Welcome:	
Accessvision.TV	
Battle Creek Enquirer Bill Broderick	

ST. JOSEPH BEARS		BATTLE CREEK CENTRAL	
			
Team Record:	4-3	Team Record:	4-3
Conference Record: (SMAC-West)	2-1	Conference Record: (SMAC-West)	3-1
Enrollment:	921	Enrollment:	1,089
MHSAA Class/Football Division:	A-D3	MHSAA Class/Football Division:	A-D2
Last Game:	10/10/25 W 39-37 vs. Mattawan	Last Game:	10/10/25 L 12-31 vs. Kalamazoo Central
Head Coach:	Andrew Pratley 7 th season (49-22)	Head Coach:	Lorin Granger 14 th season (43-82)

ST. JOSEPH VS. BATTLE CREEK CENTRAL GAME NOTES

The Opening Drive:

St. Joseph and Battle Creek Central meet up tonight in the penultimate game of the regular season at the legendary C.W. Post Field in Battle Creek. St. Joseph is no stranger to C.W. Post as four of the last six meetings between the Bears and Bearcats, including tonight, are in the Cereal City. Three straight games were held here from 2019-2022 due to COVID and the SMAC's scheduling change. St. Joe has won the last five straight in the series, including the last two games at Dickinson Stadium in St. Joseph, 55-12 in 2023 and 49-12 in 2024. St. Joseph holds a 19-8 advantage in the series including an 8-5 advantage at BCC. With a win tonight, coach Andrew Pratley will earn his 50th win at St. Joseph, his first win was against Battle Creek Central, a 32-19 win in 2019 that was delayed for several hours for lightning and didn't conclude until after midnight.

The Bears:

St. Joseph held off a late Mattawan surge to earn a 39–37 victory Friday night at Dickinson Stadium. The Bears' offense was led by Ish Dixon, who ran for 168 yards and two touchdowns, and Caden LeClear, who totaled 96 rushing yards, 142 passing yards, and four total scores. LeClear threw long touchdown passes to James Atterbery and Nate Schmitt, while adding two rushing touchdowns of his own. Ish Dixon finished with 168 rushing yards on 26 carries and two touchdowns. St. Joe piled up 388 rushing yards and 530 total yards overall, using several long drives to keep control despite Mattawan's big-play offense. The win moved St. Joseph to 4–3 overall and 2–1 in the SMAC West.

The Bearcats:

Battle Creek Central saw an early 12–0 lead slip away as Kalamazoo Central stormed back with 31 unanswered points to hand the Bearcats a 31–12 loss Friday night at C.W. Post Field. Lee Campbell Jr. threw a 32-yard touchdown pass to Greg Williams, and Mubarrack Jubril added a 16-yard scoring run as BCC capitalized on two early turnovers. But the Maroon Giants took control in the second half with three INT's and a blocked punt for a touchdown. The loss drops Battle Creek Central to 4-3.

It "Bears" Mentioning:

Since the game in 2008, the head-to-head matchup in the series has favored the road team. Of the nine previous matchups, the road team has been victorious in seven of those games. The only two home team wins were the Bears recent wins in 2023 and 2024. Battle Creek Central won the games in St. Joseph in 2014 and 2018, while St. Joe has road wins in 2008, 2015, 2019, 2021, 2022. Battle Creek Central's last home win against St. Joseph was 20 years ago in 2005. The teams did not meet from 2009-2013, 2016-2017, and the COVID season in 2020.

TEAM 110...

##	Name	Yr.	Pos	Ht	Wt
0	PHOENIX LIGNELL	12	FS	5'9	185
1	ISAAC CODDE	12	LB	6'0	210
2	HUDSON CORNING	11	QB	6'3	180
3	NICK REEVES	11	LB	5'9	170
4	ALEX HOCHSTETLER	11	LB	6'0	210
5	CADEN LECLEAR	11	QB/WR	5'10	165
6	JACE HOPKINS	12	WR	5'10	155
7	BRAYDEN MALONE	11	RB	5'8	170
8	NATE SCHMITT	11	SS/WR	6'1	190
9	GABE KING	10	RB/CB	5'10	180
10	ISH DIXON	10	RB	5'10	210
11	DOMINICK LIGNELL	11	LB	6'0	175
12	OLIVER BECKMANN	11	LB	6'0	175
13	CHASE JOHNSON	12	TE	6'0	215
14	WES HUDSON	11	CB	5'9	155
15	HARKEE SINGH	11	WR	5'10	150
16	LANDYNN PETERSON	11	CB	5'9	145
17	CORWIN KYLE	10	QB	5'11	125
18	DINERO MITCHELL	11	RB	5'10	180
19	ETHAN MELLOTT	9	QB	5'7	155
20	WARREN SCHRAMM	12	DE	6'0	185
21	KAVION BUCHANAN	11	CB	5'9	140
22	ELI KRAGT	11	TE/DE	6'3	255
23	JAMES ATTERBERRY	12	WR	5'8	155
24	LUCAS SILVA	11	CB	5'10	145
25	JOE ZAROTNEY	11	LB	5'10	170
26	KEEGAN LECLEAR	11	CB	5'6	130
27	JACKSON HUBER	12	DE	6'0	185
28	OWEN FILLMORE	10	DL	5'4	140
29	EVAN TJADER	10	RB	5'8	145
30	AJ LANNERT	10	LB	5'10	155
31	BECKON JARVIS	10	WR	5'8	125
32	BEN KNOFLACH	11	CB	5'8	150
33	AIDON LOWRY	10	LB	5'5	130
34	ETHAN WARSOW	11	LB	5'10	165
35	KAIDEN BISHOP	11	FS	5'9	145
36	CJ SCOTT	9	RB	5'7	155
37	BEAU PITCHER	9	DB	5'7	145
38	MITCHELL WRIGHT	10	FS	6'1	155
39	JAMARION WESTMAN	9	RB	5'8	140
40	JOSH SCHARICH	9	FS	5'10	160
42	GRAHAM GALSTERER	10	RB	5'10	150
43	CARSON STOTLER	11	RB	5'8	155

##	Name	Yr.	Pos	Ht	Wt
47	DREW CHRISTIE	10	LB	6'1	165
50	MILES PANICUCCI	10	LB	5'9	175
51	DONAVAN HORTON	10	DE	5'9	195
52	TYLER ERIKSON	12	C	5'10	220
53	EVAN BENNETT	9	G	6'2	240
54	URIJAH HOUGHTON	11	LB	5'11	160
55	EVAN MYERS	10	C	5'11	215
56	LIAM DUNLEAVY	11	T	5'10	230
58	RILEY HALVERSON	12	DL	5'10	185
60	JAVIER TORRES	10	G	5'9	240
61	RIVER SCUDDER	10	DL	5'10	160
63	LOUIS MARTINDALE	10	G	5'8	250
64	LUCAS FENRICK-CROMPTON	12	G	5'9	165
66	MICAH JHALA	12	G	5'7	225
68	KADEN GROTHOUS	11	T	6'4	220
70	SEAN MΟΣLEY	10	T	6'2	280
71	JACOB RICHARDS	12	T	6'1	310
73	ERIC GOTHBERG	9	C	6'2	275
74	COLLIN SAHS	11	G	6'2	280
75	MADDUX MURPHY	12	T	6'6	300
76	MASON MOREY	11	DT	5'8	225
77	BRADY SCHEBEL	12	T	6'1	220
78	TRENT WOLFE	9	T	6'3	200
79	JAYLAN NICHOLS	12	T	6'1	230
80	KAMARI BROWN	10	WR	5'5	130
81	ATHARV SAXENA	11	WR	5'10	155
83	KALE SILCOX	12	WR	6'0	150
84	GABE SIMONETTI	10	LB	5'11	180
85	LIAM McANDREW	11	TE	5'10	190
86	TRAVIS FLOYD	10	TE	6'4	180
87	AUSTIN BURNETTE	9	TE	5'10	160
89	BEN VARRIE	9	WR	6'2	155
90	NOAH TONEY	12	DL	5'10	195
91	LUKE KEUSCH	9	DE	5'8	165
92	STEVE OWILI	12	LB	5'9	180
93	DAVID SILVA	12	DL	5'9	240
94	SAM CHURCH	11	DE	5'9	150
95	ERIC VU	10	DT	5'7	175
96	ZION HEARD	10	DT	5'11	260
97	ELI NGUYEN	11	DT	5'10	250
98	JAMES ROMMEL	11	DE	6'4	170
99	CHASE PITCHER	11	DE	6'2	180

As of 9/25

ANDREW PRATLEY
HEAD COACH / OFFENSIVE COORDINATOR
(7TH SEASON)

ASSISTANTS:
SAM WALLACE
OFFENSIVE LINE

MICHEAL PRATLEY
TIGHT ENDS

JASON CATANIA
WIDE RECEIVERS

TROY PRATLEY
QUARTERBACKS

BOB YACK
RUNNING BACKS / HEAD JV COACH

STEVE GRAZIANO
ASSOCIATE HEAD COACH / DEFENSIVE
COORDINATOR / INSIDE LINEBACKERS

GANDALF CHURCH
DEFENSIVE BACKS

BEN JAGER
DEFENSIVE LINE

RICHARD HUGHEY
ALLIES

SPECIAL TEAMS
AARON OLMSTEAD
LOGAN JONES
RYAN KLAER

GABBY HARDY
ACADEMIC COACH

FRESHMAN COACHES
BILL SHERMAN HEAD COACH
EVEN WILSON DEFENSIVE COORDINATOR
KEN KLEINHAMPLE
RUSTY KLAER



QUICK FACTS...


<p>Series History: St. Joe leads 19-8 (0.704) St. Joseph points: 703 BCC points: 532 Games Decided by 3 Points or Less: SJ 3-1 ... by 7 Points or Less: SJ 4-2 ... by 10 Points or More: SJ 11-7 St. Joe's Longest Winning Streak: 5 (current) 2019-2024 (no game in 2020) St. Joe's Longest Losing Streak: 3 1999-2000, 2004 (no games in 2001-2004) Current St. Joseph Streak: Won 5 Biggest St. Joe Win: 43 - SJ 55, BCC 12 (2023) Biggest St. Joe Loss: 35 – BCC 49, SJ 14 (2005) Last St. Joe Home Win: 2024 (49-12) Last St. Joe Road Win: 2022 (47-29) Last BCC Home Win: 2005 (49-14) Last BCC Road Win: 2018 (34-27)</p>	<p>Enrollment: 966 (Class A, Football Division 3) School Type: Public Superintendent: Kristen Bawks Assistant Superintendent: Amy Dirlam Principal: Joseph Rommel Assistant Principals: Allison Hoskins, Andrew Pratley Athletic Director/Assist. Principal: Kevin Guzzo Athletic Secretary: Jennifer Walters Nickname: Bears Colors: Maize and Blue Fight Song: St. Joseph Fight Song Conference: Southwest Michigan Athletic Conference, Charter member since 1931 First Year of Football Competition: 1913 All-Time Record: 582-385-34 (110th season) *(No teams in 1916-18, influenza and WWI) State Titles: 0 Runner Up: 1, 1988 (Class B) S.M.A.C. Conference/Division Championships (Last): 39 (2024) Undefeated Seasons: (10) (1938, 71, 73, 80, 84, 86, 87, 88, 07, 08) Longest regular season winning streak: 37 - 9/26/86-9/30/89 Playoff Appearances: (25) – B:80,84,86,87,88; BB:90,96,97; 3:99,06,07,08,09,10,11,13,15,16,17,18,19,20,21,22,23,24 Retired Jersey's: 82 Rob Fredrickson (Class of 1989) – Jersey retired on January 5, 1999</p>
--	--

THE BEARS WHEN...

Overall Record:	4-3 (0.500)
Home Record:	3-1 (0.667)
Road Record:	1-2 (0.333)
Neutral Site Record:	0-0 (0.000)
Non-Conference Record:	0-2 (0.000)
Conference Record:	4-1 (0.750)
Division Record:	2-1 (0.500)
St. Joseph scores first:	4-1 (0.750)
Opponent scores first:	0-2 (0.000)
Scoring 21 points or more:	4-2 (0.600)
Scoring 20 points or less:	0-1 (0.000)
Allowing 21 points or more:	2-3 (0.250)
Allowing 20 points or less:	2-0 (1.000)
Leading at the half:	4-0 (1.000)
Tied at the half:	0-0 (0.000)
Trailing at the half:	0-3 (0.000)
Leading after 3 quarters:	4-0 (1.000)
Tied after 3 quarters:	0-0 (0.000)
Trailing after 3 quarters:	0-3 (0.000)
Takeaways / Giveaways:	5/10 (-5)
Points scored off turnovers:	27
Points allowed off turnovers:	17
Points scoring on game opening drive:	12
Points allowed on game opening drive:	6
Scored on game opening drive:	3/7
Scored against on opening drive:	2/7

St. Joseph 2025 Opponents...		
<i>Team</i>	<i>Record</i>	<i>%</i>
Niles	7-0	1.000
Edwardsburg	6-1	0.857
Kalamazoo Loy Norrix	3-4	0.429
Gull Lake	0-7	0.000
Lakeshore	1-6	0.143
Portage Northern	5-2	0.714
Mattawan	2-5	0.286
>>Battle Creek Central	4-3	0.571
Portage Central	7-0	1.000
Opponents overall record: 35-28 (0.556)		
St. Joseph Record: 4-3 (0.571)		
Battle Creek Central 2025 Opponents...		
<i>Team</i>	<i>Record</i>	<i>%</i>
Benton Harbor	0-6	0.000
Lansing Everett	4-3	0.571
BC Lakeview	0-7	0.000
Portage Central	7-0	1.000
Kalamazoo Loy Norrix	3-4	0.429
Gull Lake	0-7	0.000
Kalamazoo Central	4-3	0.571
>>St. Joseph	4-3	0.571
Mattawan	2-5	0.286
Opponents overall record: 32-22 (0.593)		
Battle Creek Central Record: 4-3 (0.571)		

ON THE SIDELINES...

<table border="1"> <thead> <tr> <th>Year</th> <th>Coach</th> <th>Record</th> </tr> </thead> <tbody> <tr><td>1913</td><td>Roy B Whitehead</td><td>3-4</td></tr> <tr><td>1914</td><td>Wilmot Berry</td><td>2-6</td></tr> <tr><td>1915</td><td>Eldridge Gerry</td><td>0-6-1</td></tr> <tr><td>1916-1918</td><td>No Teams</td><td></td></tr> <tr><td>1919-1920</td><td>Gordon Gabel</td><td>12-6-1</td></tr> <tr><td>1921-1931</td><td>Henry Howe</td><td>50-39-11</td></tr> <tr><td>1932</td><td>Fred Harrsen</td><td>1-7-1</td></tr> <tr><td>1933</td><td>Henry Howe</td><td>4-3-1 (54-42-12)</td></tr> <tr><td>1934-1935</td><td>Ronald Finch</td><td>12-3-2</td></tr> <tr><td>1936-1946</td><td>Harry Lee</td><td>53-31-5</td></tr> <tr><td>1947-1948</td><td>Jack Petosky</td><td>7-5-3</td></tr> <tr><td>1949-1950</td><td>Jay Eldred</td><td>8-8</td></tr> <tr><td>1951-1953</td><td>Walt Gephart</td><td>10-13-1</td></tr> <tr><td>1954-1963</td><td>Dick Higgs</td><td>43-31-7</td></tr> <tr><td>1964-1967</td><td>Willis Koontz</td><td>13-22</td></tr> <tr><td>1968-2001</td><td>Ivan "Ike" Muhlenkamp</td><td>211-110-1</td></tr> <tr><td>2002-2005</td><td>John Van Wagoner</td><td>7-29</td></tr> <tr><td>2006-2010</td><td>Elliot Uzelac</td><td>45-13</td></tr> <tr><td>2011-2018</td><td>Gandalf Church</td><td>53-28</td></tr> <tr><td>2019-</td><td>Andrew Pratley</td><td>49-22</td></tr> </tbody> </table>	Year	Coach	Record	1913	Roy B Whitehead	3-4	1914	Wilmot Berry	2-6	1915	Eldridge Gerry	0-6-1	1916-1918	No Teams		1919-1920	Gordon Gabel	12-6-1	1921-1931	Henry Howe	50-39-11	1932	Fred Harrsen	1-7-1	1933	Henry Howe	4-3-1 (54-42-12)	1934-1935	Ronald Finch	12-3-2	1936-1946	Harry Lee	53-31-5	1947-1948	Jack Petosky	7-5-3	1949-1950	Jay Eldred	8-8	1951-1953	Walt Gephart	10-13-1	1954-1963	Dick Higgs	43-31-7	1964-1967	Willis Koontz	13-22	1968-2001	Ivan "Ike" Muhlenkamp	211-110-1	2002-2005	John Van Wagoner	7-29	2006-2010	Elliot Uzelac	45-13	2011-2018	Gandalf Church	53-28	2019-	Andrew Pratley	49-22	<p>ST. JOSEPH BEARS FOOTBALL COACHING HISTORY</p>	<p>Head Coach: Andrew Pratley</p>  <p>Coach Pratley is now in his 7th season as Head Coach of the St. Joe Bears. Coach Pratley is also in his 27th year of coaching. He served as an assistant coach at Adrian High School for 1 year, Mio High School for 4 before spending 9 years as Head Coach of Ogemaw Heights High School and 6 years as Head Coach of Holland High School. Coach Pratley is a 1996 graduate of Frankfort High School. He graduated from Adrian College in 2000 with a Bachelor's degree and earned his Master's Degree in Administration from the University of Phoenix in 2008. He is currently the Assistant Principal of St. Joseph High School. He is happily married to his beautiful wife Kristen for the past 25 years and together they have three children, Ellison who is an Orthopedic PA, Troy, a teacher at Upton Middle School, and Breanne who is in her last year of undergrad at Northwood University.</p>
Year	Coach	Record																																																															
1913	Roy B Whitehead	3-4																																																															
1914	Wilmot Berry	2-6																																																															
1915	Eldridge Gerry	0-6-1																																																															
1916-1918	No Teams																																																																
1919-1920	Gordon Gabel	12-6-1																																																															
1921-1931	Henry Howe	50-39-11																																																															
1932	Fred Harrsen	1-7-1																																																															
1933	Henry Howe	4-3-1 (54-42-12)																																																															
1934-1935	Ronald Finch	12-3-2																																																															
1936-1946	Harry Lee	53-31-5																																																															
1947-1948	Jack Petosky	7-5-3																																																															
1949-1950	Jay Eldred	8-8																																																															
1951-1953	Walt Gephart	10-13-1																																																															
1954-1963	Dick Higgs	43-31-7																																																															
1964-1967	Willis Koontz	13-22																																																															
1968-2001	Ivan "Ike" Muhlenkamp	211-110-1																																																															
2002-2005	John Van Wagoner	7-29																																																															
2006-2010	Elliot Uzelac	45-13																																																															
2011-2018	Gandalf Church	53-28																																																															
2019-	Andrew Pratley	49-22																																																															
<p>SAINT JOSEPH FIGHT SONG</p> <p>Fight on to victory, As we shout our battle cry! Fight on, old Varsity, As the Bears go marching by. We'll sing a toast or two, For every loyal son, (and daughter) Raise high our maize and blue, Until the fight is won!</p> <p>F-I, F-I-T-E, Fight! So, Bears, fight with all your might! We're right, so fight we're conquerors tonight!</p> <p>Fight on to victory, As we shout our battle cry! Fight on, oh Varsity, As the Bears go marching by. We'll sing a toast or two, For every loyal son, (and daughter) Raise high the maize and blue, Until the fight is won!</p>	<p>Career Record: 126-96 (.568) St. Joseph Bears: 2019-present (49-22) 2019: 6-4 (4-1 SMAC West) 2020: 7-2 (4-1 SMAC) (SMAC Co Champs) 2021: 8-5 (4-3 SMAC) (District, Regional) 2022: 9-2 (7-0 SMAC) (SMAC) 2023: 6-4 (5-2 SMAC) 2024: 9-2 (3-1 SMAC West) (SMAC CO-Champs) 2025: 4-3 (2-1 SMAC West)</p> <p>Holland Dutch: 2013-2018 (17-38) 2013: 1-8 (1-4 OK-Green) 2014: 4-5 (1-4 OK-Green) 2015: 2-7 (1-4 OK-Green) 2016: 2-7 (0-6 OK-Green) 2017: 6-4 (4-2 OK-Green) 2018: 2-7 (0-6 OK-Green)</p> <p>West Branch Ogemaw Heights Falcons: 2012-2004 (60-37) 2004: 4-5 (3-2 NE Michigan) 2005: 7-4 (3-2 NE Michigan) 2006: 8-4 (3-2 NE Michigan) 2007: 8-3 (4-1 NE Michigan) 2008: 5-5 (2-2 NE Michigan) 2009: 11-2 (4-0 NE Michigan) 2010: 5-5 (2-1 NE Michigan) 2011: 4-5 (2-4 Big North) 2012: 8-4 (4-2 Big North)</p>																																																																

2025 SCHEDULE BREAKDOWN/RECAP...

	<p>Week 1 – Niles 28, St. Joseph 18 – Viking Stadium, Niles</p> <p>St. Joseph opened the season with a hard-fought 28-18 loss at Niles. The Bears grabbed an early lead on a short touchdown run by Hudson Corning and went back in front in the third quarter when Ish Dixon powered in from the 1-yard line. Niles responded with three straight touchdowns, including a 43-yard scoring pass and a 10-yard run to build a cushion. St. Joe battled back late as Caden LeClear connected with Nate Schmitt for a nine-yard touchdown, but it wasn't enough as the Bears fell to 0-1 despite totaling 284 yards of offense.</p>
	<p>Week 2 – Edwardsburg 40, St. Joseph 37 – Steve Upton Field at Dickinson Stadium</p> <p>St. Joseph came up just short in a wild shootout at Dickinson Stadium, falling to Edwardsburg 40-37. The Bears trailed 29-7 in the third quarter before rallying behind Ish Dixon, who ran for three touchdowns, including a pair in the second half. Hudson Corning threw for 217 yards and two scores, connecting with Caden LeClear for a 70-yard strike and Nate Schmitt for a 58-yard touchdown as part of the comeback bid. Despite outgaining the Eddies 405-382, St. Joe's late push wasn't enough, as Edwardsburg on for the win</p>
	<p>Week 3 – St. Joseph 51, Kalamazoo Loy Norrix 25 – Griffith Stadium</p> <p>St. Joseph powered its way to a 51-25 win at Kalamazoo Loy Norrix to earn its first victory of the season. The Bears racked up 546 total yards, led by a dominant ground game that produced 440 rushing yards and six touchdowns. Ish Dixon ran for 148 yards and a score, while Caden LeClear added two rushing touchdowns and Ethan Mellott threw a 61-yard strike to Liam McAndrew before running in another. St. Joe's defense also came up big with three takeaways, helping the Bears improve to 1-2 on the year.</p>
	<p>Week 4 – St. Joseph 46, Gull Lake 7 - Steve Upton Field at Dickinson Stadium</p> <p>The St. Joseph Bears overpowered Gull Lake 46-7 at Dickinson Stadium, racking up 511 rushing yards and seven touchdowns. Ish Dixon scored three times and James Atterbery added two long touchdown runs, while Caden LeClear and Brayden Malone also found the end zone as St. Joe built a 46-0 lead after three quarters. Dominick Lignel's interception highlighted a strong defensive effort that held Gull Lake to 87 rushing yards, as the Bears improved to 10-0 all-time against the Blue Devils since 2006.</p>
	<p>Week 5 – St. Joseph 35, Lakeshore 14 - Steve Upton Field at Dickinson Stadium</p> <p>St. Joseph dominated longtime rival Lakeshore 35-14, fueled by a relentless ground game that rolled up 432 rushing yards at Dickinson Stadium. Ish Dixon powered the Bears early with 177 yards and two first-quarter touchdowns, while Caden LeClear added 149 yards and three scores — including back-to-back runs in the fourth quarter to put the game out of reach. The Bears' defense shut the Lancers out in the second half and grabbed a key interception, helping St. Joe open SMAC play 1-0 and improve to 3-2 overall</p>
	<p>Week 6 – Portage Northern 42, St. Joseph 36 – Huskie Stadium</p> <p>Despite scoring a touchdown on every second-half drive, St. Joe couldn't overcome a 26-0 deficit and fell to Portage Northern 42-36. Ish Dixon sparked the rally with 111 rushing yards, three touchdowns and a 29-yard scoring pass to Nate Schmitt, while Brayden Malone added 99 yards on the ground and Caden LeClear hit Jace Hopkins for a late 28-yard touchdown.</p>
	<p>Week 7 – St. Joseph 39, Mattawan 37 – Steve Upton Field at Dickinson Stadium</p> <p>St. Joseph held off a furious Mattawan comeback to win a thriller 39-37 at Dickinson Stadium. Quarterback Caden LeClear led the way with two touchdown passes and two rushing scores, while Ish Dixon powered the ground game with 168 yards and two touchdowns.</p>
	<p>Week 8 – St. Joseph at Battle Creek Central - 7:00 pm – C. W. Post Field</p> <p>St. Joseph will look to lean on its veteran leadership and physical play as the Bears hit the road for a key SMAC test. Battle Creek Central, coming off back-to-back tough seasons, is hoping to show progress with a young but determined roster eager to challenge one of the league's more consistent programs.</p>
	<p>Week 9 – Portage Central at St. Joseph - 7:00 pm - Steve Upton Field at Dickinson Stadium</p> <p>St. Joseph and Portage Central meet in one of the SMAC's most anticipated matchups, a game that could once again decide the West Division title. Last year, the Bears edged out the Mustangs in a physical battle on their way to claiming the division crown. With both teams returning experienced lineups and expecting to contend for the top spot again, this showdown could be the pivotal game in shaping the SMAC West race.</p>

THE SMAC...




AROUND THE SMAC


Week 7 Wrap Up




Portage Northern 42, St. Joseph 36 – Huskie Stadium, Portage

 *St. Joseph edged Mattawan 39-37 in a high-scoring thriller at Dickinson Stadium. The Bears built a 12-0 lead early and traded scores with the Wildcats throughout a game that featured more than 1,000 yards of combined offense. St. Joe quarterback Caden LeClear threw for two touchdowns and ran for two more, while Ish Dixon added 168 rushing yards and two scores. Mattawan quarterback Nolan Jominy accounted for four touchdowns, including a 73-yard strike late in the fourth quarter that pulled the Wildcats within two, but St. Joe ran out the clock to secure the win. St. Joseph improves to 4-3 while Mattawan drops to 2-5.*


Lakeshore 56, Battle Creek Lakeview 14 – Kohn-Lehman Field at Al Stockman Stadium

 *Lakeshore rolled to a dominant 56-14 win over Battle Creek Lakeview, piling up 487 yards of offense in one of its best all-around performances of the season. Quarterback Kaden Griffiths accounted for six touchdowns—five rushing and one passing—while rushing for 240 yards and connecting with Jonah Chavez on a 46-yard score. Chavez added 135 rushing yards, including an 89-yard touchdown run, as the Lancers scored touchdowns on their first four possessions and never looked back. Lakeview’s Caleb McCune threw for 230 yards and a touchdown, but the Spartans couldn’t slow Lakeshore’s explosive ground attack or capitalize on long drives in the red zone.*


Portage Central 30, Portage Northern 0 – McCamley-Knight Field – Portage

 *Portage Central kept the Kavanaugh Trophy for a third straight year, shutting out rival Portage Northern 30-0. The Mustangs got the opening score with a 16-yard touchdown run by Cam Noe. Quarterback Rylan McNally threw two touchdown passes — a 10-yarder to tight end Charlie Jilek and a 17-yard strike to Jacob Benes — while Nolan Bloomquist added a 30-yard scoring run. Portage Central’s defense did not allow Portage Northern to cross midfield until the fourth quarter and forcing multiple turnovers to preserve its fifth shutout in seven games. Portage Central has only allowed 10 points this season.*

Kalamazoo Loy Norrix 27, Gull Lake 13 – Griffith Stadium – Kalamazoo

 *Battle Demetrius Bennett returned a fumble 48 yards for a touchdown, and Jonovan Hare connected on a 70-yard scoring pass as Loy Norrix cruised past Gull Lake 27-13 on Friday night. The Knights (3-4) picked up their second straight win. Boston Grueter added a 9-yard touchdown run, while David Jones punched in another from 17 yards out to seal the victory.*

Kalamazoo Central 31, Battle Creek Central 12 – C.W. Post Field – Battle Creek

 *Kalamazoo Central rallied from a 12-0 deficit to defeat Battle Creek Central 31-12 and take sole control of the SMAC East Division. After the Bearcats scored twice off early turnovers, the Maroon Giants responded with 31 unanswered points, highlighted by Tyrone Sheppard’s two touchdowns and a blocked punt returned for a score by David Williams. Kalamazoo Central’s defense sealed the win with three interceptions as the Maroon Giants took command in the second half.*

<p>SMAC SCHEDULE – WEEK 8</p> <p>St. Joseph at Battle Creek Central *Lakeshore at Gull Lake *Kalamazoo Loy Norrix at Portage Northern *Battle Creek Lakeview at Portage Central *Mattawan at Kalamazoo Central</p> <p>*NFHS Video Broadcast</p>	<p>SMAC BROADCASTS</p> <p>St. Joseph at Battle Creek Central</p> <ul style="list-style-type: none"> • News/Talk/Sports 94.9 WSJM, St. Joseph Bears Sports Network, Accessvision.tv, <p>Lakeshore at Gull Lake</p> <ul style="list-style-type: none"> • 97.5 The Lake WRRR-FM, Lancer Lancers Network, <p>Kalamazoo Loy Norrix at Portage Northern</p> <ul style="list-style-type: none"> • Portage Northern Huskies Network <p>Battle Creek Lakeview at Portage Central</p> <ul style="list-style-type: none"> • PCTV (YouTube) <p>Kalamazoo Loy Norrix at Portage Northern</p> <ul style="list-style-type: none"> • Mattawan Wildcats Network
--	---

West continues to dominate East

The SMAC West teams continue to dominate in their head to head matchups with the SMAC East schools. Last week, with Lakeshore’s 56-14 home wins over Battle Creek Lakeview, the SMAC West is a perfect 9-0 in games against the SMAC East so far this season. All of the games this week are cross division matchups.

SMAC OPPONENTS SEASON SCHEDULE, RESULTS, STANDINGS...



BATTLE CREEK CENTRAL BEARCATS C.W. Post Field Head Coach: Lorin Granger (14th season)	BATTLE CREEK LAKEVIEW SPARTANS Spartan Memorial Field Head Coach: Brett Vernon (3rd)	GULL LAKE BLUE DEVILS Richland Stadium Head Coach: Jalon Simpson (2nd)
08/28 – at Benton Harbor W 52-0 09/05 – at Lansing Everett L 29-36 09/12 – BATTLE CREEK LAKEVIEW W 39-13 09/19 – PORTAGE CENTRAL L 0-55 09/26 – at Kalamazoo Loy Norrix W 26-18 10/03 – at Gull Lake W 44-24 10/10 – KALAMAZOO CENTRAL L 12-31 10/17 – ST. JOSEPH 10/24 – at Mattawan	08/28 – at Battle Creek Harper Creek L 0-42 09/05 – at Grand Ledge L 6-35 09/12 – at Battle Creek Central L 13-39 09/19 – PORTAGE NORTHERN L 28-50 09/26 – at Kalamazoo Central L 20-33 10/03 – KALAMAZOO LOY NORRIX L 18-48 10/10 – at Lakeshore L 14-56 10/17 – at Portage Central 10/24 – GULL LAKE	08/28 – MARSHALL L 14-42 09/05 – COLDWATER L 8-38 09/12 – at Kalamazoo Central L 19-47 09/19 – at St. Joseph L 7-46 09/26 – PORTAGE NORTHERN L 0-48 10/03 – BATTLE CREEK CENTRAL L 24-44 10/10 – at Kalamazoo Loy Norrix L 13-27 10/17 – LAKESHORE 10/24 – at Battle Creek Lakeview
KAL. CENTRAL MAROON GIANTS Eugene S. Thomas Stadium Head Coach: Michael Stanger (5th)	KALAMAZOO LOY NORRIX KNIGHTS Griffith Stadium Head Coach: Lorenzo Robertson (5th)	LAKESHORE LANCERS Kohn-Lehman Field at Al Stockman Stadium Head Coach: Danny Thompson (5th)
08/28 – at Jenison L 7-28 09/04 – at Detroit Renaissance W 37-0 09/12 – GULL LAKE W 47-19 09/19 – at Lakeshore L 6-27 09/26 – BATTLE CREEK LAKEVIEW W 33-20 10/03 – PORTAGE CENTRAL L 7-42 10/10 – at Battle Creek Central W 31-12 10/17 – MATTAWAN 10/24 – at Kalamazoo Loy Norrix	08/28 – JACKSON NORTHWEST L 17-27 09/05 – at Grand Rapids Ottawa Hills W 37-8 09/12 – ST. JOSEPH L 25-51 09/19 – at Mattawan L 20-27 OT 09/26 – BATTLE CREEK CENTRAL L 18-26 10/03 – at Battle Creek Lakeview W 48-18 10/10 – GULL LAKE W 27-13 10/17 – at Portage Northern 10/24 – KALAMAZOO CENTRAL	08/28 – at Grand Haven L 0-38 09/05 – NILES L 0-16 09/12 – at Portage Central L 0-57 09/19 – KALAMAZOO CENTRAL W 27-6 09/26 – at St. Joseph L 14-35 10/03 – at Mattawan L 31-42 10/10 – BATTLE CREEK LAKEVIEW W 56-14 10/17 – at Gull Lake 10/24 – PORTAGE NORTHERN
MATTAWAN WILDCATS Wildcat Stadium Head Coach: Jerry Schultz (2nd)	PORTAGE CENTRAL MUSTANGS McCamley-Knight Field Head Coach: Mick Enders (16th)	PORTAGE NORTHERN HUSKIES Huskie Stadium Head Coach: Kurt Twichell (5th)
08/28 – at Vicksburg L 14-41 09/05 – LOWELL L 20-49 09/12 – at Portage Northern L 21-49 09/19 – KAL. LOY NORRIX W 27-20 OT 09/26 – at Portage Central L 3-46 10/03 – LAKESHORE W 42-31 10/10 – at St. Joseph L 37-39 10/17 – at Kalamazoo Central 10/24 – BATTLE CREEK CENTRAL	08/28 – EAST LANSING W 45-0 09/05 – at GR Forest Hills Central W 41-0 09/12 – LAKESHORE W 57-0 09/19 – at Battle Creek Central W 55-0 09/26 – MATTAWN W 36-3 10/03 – at Kalamazoo Central W 42-7 10/10 – PORTAGE NORTHERN W 30-0 10/17 – BATTLE CREEK LAKEVIEW 10/24 – at St. Joseph	08/28 – ORCHARD LAKE ST. MARY'S L 0-41 09/05 – at Midland W 24-10 09/12 – MATTAWAN W 49-21 09/19 – at Battle Creek Lakeview W 50-28 09/26 – at Gull Lake W 48-0 10/03 – ST. JOSEPH W 42-36 10/10 – at Portage Central L 0-30 10/17 – KALAMAZOO LOY NORRIX 10/24 – at Lakeshore
ST. JOSEPH BEARS Steve Upton Field at Dickinson Stadium Head Coach: Andrew Pratley (7th)	NILES VIKINGS Viking Stadium Head Coach: Scot Shaw (5th)	EDWARDSBURG EDDIES Leo Hoffman Field Head Coach: Dan Purlee (6th)
08/29 – at Niles L 18-28 09/05 – EDWARDSBURG L 37-40 09/12 – at Kalamazoo Loy Norrix W 51-25 09/19 – GULL LAKE W 46-7 09/26 – LAKESHORE W 35-14 10/03 – at Portage Northern 36-42 10/10 – MATTAWAN W 39-37 10/17 – at Battle Creek Central 10/24 – PORTAGE CENTRAL	08/29 – ST. JOSEPH W 28-18 09/05 – at Lakeshore W 16-0 09/12 – at Paw Paw W 30-14 09/19 – OTSEGO W 57-27 09/26 – at Sturgis W 49-6 10/03 – THREE RIVERS W 49-0 10/10 – at Vicksburg W 42-7 10/17 – PLAINWELL 10/24 – at Edwardsburg	08/28 – at McBain W 28-21 09/05 – at St. Joseph W 40-37 09/12 – at Sturgis W 42-13 09/18 – PAW PAW L 7-35 09/26 – OTSEGO W 29-26 10/03 – at Plainwell W 31-14 10/10 – THREE RIVERS W 27-0 10/17 – at Vicksburg 10/24 – NILES
Other St. Joe opponents		

2025 SMAC Standings

SMAC West				SMAC East			
1	Portage Central	7-0	3-0	1	BC Central	4-3	3-1
2	Portage Northern	5-2	2-1	2	Kalamazoo Central	4-3	3-0
3	St. Joseph	4-3	2-1	3	Loy Norrix	3-4	2-1
4	Mattawan	2-5	1-3	4	Gull Lake	0-7	0-3
5	Lakeshore	2-6	0-3	5	BC Lakeview	0-7	0-3

MEDIA AND BROADCAST PARTNERS...

St. Joseph fans have multiple options to follow St. Joe Bears Football all year long.

NEWS/TALK/SPORTS 94.9 WSJM

Now in their 27th season, News/Talk/Sports 94.9 WSJM will again be the radio home to St. Joseph Bears football. Joel Cordes returns the voice of Bears football broadcasts, back alongside Joel will be former Bear player Bret Witkowski. WSJM's live feed is broadcast inside the stadium concourse, so fans don't have to miss any of the action while at the concession stand. The audio is also available on their website at wsjm.com as well as the WSJM app for Android and Apple devices, and fans can bring their radios at Listen live in the stands

**ST. JOSEPH BEARS SPORTS NETWORK**

Now in its 5th season is the St. Joseph Bears Sports Network. In association with the St. Joe Athletic Department and highschoolstreaming.com, the St. Joseph Bears Sports Network is one of 11 school broadcast network to its lineup. The St. Joseph Bears Sports Network will be broadcast to not only varsity football games, both home and on the road, but select volleyball, wrestling, as well as boys and girls basketball, boys baseball, girls softball, and boys and girls soccer this year. The website-based internet broadcasts will be on their website at sjbearssports.com. Jon Wallace will be on the call for football on the St. Joe Bears Sports Network with former Bear and Kris Hickman joining him as analyst.

**NFHS NETWORK**

Bears fans that are unable to be at Dickinson Stadium can still watch the games live, or even watch the games again thanks to the NFHS Network. The NFHS Network is the official video streaming provider for the MHSAA and most high school sports governing bodies in the country. Viewers must subscribe to the video streaming service for a monthly or yearly fee, and a portion of that fee is returned to the school. St. Joe has two NFHS Cameras at the high school, one located at Dickinson Stadium and the other in the Bear Den. This will allow nearly every athletic event taking place at either venue to be streamed online, and the camera is completely automatic and is not run by a camera operator. Plus the video features the live scoreboard on the bottom of the screen just as games on TV and the play by play of longtime radio partner News/Talk/Sports 94.9 WSJM. The NFHS Network can be viewed on your desktop or laptop computer by just visiting the website at www.nfhsnetwork.com, and you can also download the NFHS Network app for Apple or Android devices. In addition to St. Joe, the NFHS Network has similar cameras at a number of road venues, which can also be viewed by subscribers without any additional fee. In fact, you can watch games from any school that has an NFHS Network camera.

**HERALD PALLADIUM**

Game stories, previews, and reporting from the Herald Palladium continues to be part of the high school football experience and of Southwest Michigan High School Sports altogether. The Herald Palladium has been a staple at St. Joseph Bears Football games both home and in many cases, the road as well. Subscribers of the local newspaper in actual print or on their website heraldpalladium.com will get the stories from the games and full color photos of all the action.



THE RECORD BOOK...**Victories**

Consecutive, Regular Season only, No Ties

37 - 9/26/86-9/30/89

Consecutive Shutouts, No Ties

4 - 9/14-10/5/73 (Lakeshore, Muskegon

Catholic Central, Dowagiac, Loy Norrix)

3 - 9/11-9/25/11 (Niles, Loy Norrix, Benton Harbor)

3 - 10/16-10/30/87 (Portage Northern, Kalamazoo Loy Norrix, South Haven)

3 - 9/26-10/10/86 (Benton Harbor, Portage Central, Niles)

Consecutive Winning Regular Seasons

11 - 1982-1992

10 - 2015-current

8 - 2006-2013

6 - 1994-1999

Ties

Lowest Scoring Tie Game

0 - 9/30/55 vs. Grand Haven (0-0)

10/4/68 vs. K. Loy Norrix (0-0)

Highest Scoring Tie Game

40 - October 11, 1963 vs. Niles (20-20)

Season

2 - 1963, 9/20 vs. Buchanan (6-6), 10/11 vs.

Niles (20-20)

2 - 1963, 9/21 vs. Buchanan (13-13), 9/28 vs.

Dowagiac (6-6)

Consecutive Ties

2 - 1963, 9/21 vs. Buchanan (13-13), 9/28 vs.

Dowagiac (6-6)

Last Tie Game

10/4/68 - SJ 0, KLN 0

Forfeit Wins

8/31/23 - vs. Detroit Henry Ford

8/27/04 - vs. Battle Creek Lakeview

Scoring

Game (min 50)

75 - SJ 75, Okemos 0 - 9/24/21

67 - SJ 67, BCC 35 - 9/19/08

62 - SJ 62, PN 49 - 9/30/22

62 - SJ 62, BCC 30 - 9/2/21

61 - SJ 61, KLN 14 - 10/25/85

59 - SJ 59, BH 8 - 10/3/14

59 - SJ 59, NIL 26 - 10/9/15

58 - SJ 58, SH 0 - 10/30/87

57 - SJ 57, GL 0 - 9/20/24

57 - SJ 57, SH 0 - 9/5/97

56 - SJ 56, KC 0 - 9/9/22

56 - SJ 56, GL 13 - 10/30/09

55 - SJ 55, BCC 12 - 10/20/23

55 - SJ 55, NIL 7 - 9/6/19

55 - SJ 55, KLN 6 - 9/21/18

55 - SJ 55, NIL 26 - 9/27/13

55 - SJ 55, KLN 7 - 9/17/10

55 - SJ 55, PN 0 - 10/16/87

55 - SJ 55, MAT 7 - 10/9/09

54 - SJ 54, GL 14 - 10/16/20

52 - SJ 52, GL 6 - 9/3/15

52 - SJ 52, BUC 7 - 11/7/58

Largest Margin of Victory

75 - SJ 75, Okemos 0 - 9/24/21

Lowest Scoring Win

2 - SJ 2, PC 0 - 10/4/85

Largest Loss

113 - South Bend 113, SJ 0 (10/18/1913)

Most points in a quarter

44 - 1st quarter at Gull Lake (9/20/24) W 57-0

Safeties in a game

2 - SJ 37, Marshall 7 - 8/27/10

Touchdowns in a game

11 - SJ 75, Okemos 0 - 9/24/21

Total Yards in a game (Passing & Rushing)

706 - 9/30/22 vs. Portage Northern

517 rushing/189 passing, 3rd highest in MHSAA History

Points Scored

Year	Points Regular Season	Points Scored Overall	PPG Regular Season	PPG Overall
2008	344	389	38.22	35.36
1984	336	336	37.33	33.60
2024	323	364	35.89	33.10
1987	319	329	35.44	29.91
2009	310	392	34.44	32.67
2015	304	383	33.78	31.92
2021	303	405	33.67	31.15
1997	300	377	33.33	31.42
2007	281	410	31.22	31.54
1988	279	327	31.00	25.15
2022	277	277	39.57	39.57
2013	267	304	29.67	27.64
2010	259	303	28.78	27.55
2020*	176	263	29.33	29.22

*2020 only 6 game regular season due to COVID

Fewest Points Allowed -

Regular Season (under 80)

43 - 1986

59 - 1961

62 - 1971, 2007

64 - 1973

65 - 1974

71 - 1980

77 - 1962

79 - 1960

First Downs

171 - 2007

170 - 2022

Rushing Yards

2,993 - 2022

2,447 - 2024

2,431 - 2025

2,272 - 2008

2,169 - 1987

Rushing Attempts

456 - 2022

429 - 2024

381 - 2025

365 - 2017

358 - 2015

334 - 2008

333 - 2013

Passing Yards

1984 - 1984

Passing Attempts

232 - 2003

Passes Completed

102 - 1984

Fewest Yards Penalized

186 - 1978

Defense vs. Punt Return

-2 - 1987

Defense vs. Rush

484 - 1984

Defense vs. Pass

369 - 1995

Average Punt Return (Total Attempts)

20.0 (12) - 1994

Interceptions Allowed

18 - 1983

Fewest Interceptions by Opponents

1 (5 times) - 1988, 1989, 1990, 1991, 2010

Interceptions by

St. Joseph

19 (2 times) - 1968, 1969

Most Fumbles Lost

23 - 1969

Fewest Fumbles Lost

3 - 2002

4 - 2010

Most Punts

54 - 2003

Fewest Punts

7 - 2024

16 - 2008, 2022

17 - 2007

Most Blocked Punts

6 - 1983, 2008

Most Blocked Kicks (XP,FG,Punt)

9 - 2008

High Punt Average

42.8 - 1988

Kickoff Average

53.55 - 1999

Most Shutouts

4 (3 times) - 1984, 1985, 1986

**THE RECORD BOOK
(CONTINUED)****INDIVIDUAL RECORDS...****Passing****Attempts**

231-Andy Schueneman (2003)

Completed

98- Ethan Schweir (2007)

Yards

1793-Mike Gillette (1984)

Yards per completion

22.8- Dennis Patzer (1970)

Fewest Interceptions

1-Ebon Sanders (1988)/Phelan (1991)

Touchdown Passes

19-Ethan Schweir (2007)

Longest Touchdown Pass85-Davis Crossman to Blayke Sicurello (11/1/24 vs. LKSH)
84-Caleb Wright to James Barber (2001)**Receptions**

45-Steve Preston (1984)

Receptions (Game)

11-Dan Lafond (2003)

Reception Yards

909-Steve Preston (1984)

Average Per Reception

34.5-Paul Gibeau (1987)

Touchdown Receptions

14-Scott Blasko (1996)

Special Teams**PAT Percentage**

100.0-Brett Virgil (2005)

100.0-Ryan Kitron (2011)

97.7-Max Taylor (2021)

93.8-Max Taylor (2022)

95.8-Mike Gillette (1984)

95.0-Josh Akins (2009)

94.6-Sean Akins (2015)

93.3-Brett Virgil (2006)

Most PAT's

45-Max Taylor (2022)

42-Max Taylor (2021)

38-Josh Akins (2009)

35-Mike Gillette (1984)/Brett Virgil (2007), Sean Akins (2015)

Longest PAT Run (2 point conversion)

24-Mark Nisbet (1971)

Field Goals (season)

9-Mike Gillette (1984)

9-Cullen Hoffman (2014)

9-Cullen Hoffman (2013)

9-Antonio Buhrfiend (2018)**Longest Field Goal**

48-Brad Shushman (1999)

Longest Punt

71-Izak Ruddell (2016)

Kickoff Average

57.5-Cullen Hoffman(2013)

53.8-Sean Akins (2015)

53.6-Brad Shushman (1999)

53.4-Antonio Buhrfiend (2018)

Punt Average

45.3-Rusty Klaer (2024)

42.8-Gary Layton

Field Goal Percentage

100-Greg Phelan (1990)/Jeff Smith (1996)/Ethan Schweir (2006), Josh Akins (2009)

Longest Kickoff Return for Touchdown

95-Griffin Shinrock (10/23/2020)

95-Carl Scholz (11/14/1914)

94-Mike Ryan (10/25/1974)

Longest Punt Return for Touchdown

96-Keith Demchinski (1994)

Longest Fumble Return for Touchdown

99-Jones Rappette (9/22/23)

Blocked Punts For Touchdown

1-Franklin Gowdy (1919), Fred Fenrick (1959), Randy Johnston (1973), Jerry Jones (1977), Brian Kubicki (1989), Brandon Hobbs (1999), Andy Radde(1999), Ty Taylor (2010), Connor Robinson (2018), Briggs Mosher (2018), Hunter Kalamaros (2019), Trey McGinnis (2021)

Most Blocked Punts (season)

4-Doug Kubizna (1983),

Josh Weaver (2008)

Rushing**Yards (season)**

1,290-Ryan Haynes (2017)

1,289-Jamaal Jackson (2009)

1,215-Anthony Dunning (2002)

Yards (game)

391 – Jack Turak (11/1/13)

(Playoffs vs. Sturgis (43 carries)

Attempts (Season)

235-Anthony Dunning (2002)

Attempts (Game)

43-Jack Turak (2013) vs. STG

40-Jack Turak (2013) vs. PC

39-Mike Ryan (1974) vs. PN

38-Henry Steele (1996) vs. KLN

Yards Per Carry Average

9.5 – Jamaal Jackson (2008)

7.5 – Justin Gambrell (2013)

7.5 – Tom Golba (1987)

Rushing Touchdowns (season)

21-Jamaal Jackson (2009)

18-Alex Smith (1980)/

Jason Sandusky (1992)/Dylan

Chapman (2024)

Rushing Touchdowns (game)

6-Drake Smith (2008) vs. BCC,

Dylan Chapman (2024) vs. LKSH

Offense**Total yards (rush/receiving)**

1573-Gary Layton (1990)

Total Touchdowns (run/rec)

21-Jamaal Jackson (2009)

18-Alex Smith (1980)/

Jason Sandusky (1992)/ Dylan

Chapman (2024)

Scoring**Points (season)**

139-Alex Smith (1980)

Defense**Tackles (season)**

104-Bryan Brown (1978)

71-Isaac Codde (2024)

70-Andy Radde (1999)

Tackles (game)

22-Adam Baske (1997)

Sacks (game)

13-Jeff Morris (1982)

Interceptions (season)

8-Ebon Sanders (1989)

Interceptions for Touchdown

2-Frank Olson (1973)

Doug Lincoln(1973)

Chester Stines (1921)

CAREER RECORDS**Total Yards**

3533-Mike Ryan (1972-1974)

Total Rushing Yards

2985-Alex Rutherford (2009-12)

2366-Mike Ryan (1972-1974)

Rushing Touchdowns

35-Alex Rutherford (2009-12)

Total Rushing Attempts

530-Alex Rutherford (2009-2012)

440-Gary Layton (1988-1990)

Total Passing Yards

3,055-Mike Gillette (1982-1984)

Total Passing Touchdowns

29-Mike Gillette (1982-84)

28-Ethan Schweir (2004-07)

Receptions

72-Steve Preston (1983-1984)

Touchdown Receptions

14-Steve Preston (1983-84)/

Scott Blasko (1995-96)

Reception Yards

1,368-Steve Preston (1983-1984)

Passes Attempted

376-Andy Schueneman (2002-2003)

Passing Percentage

63.5-Sean Guinane (2007-09)

60.4-Ethan Schweir (2004-07)

Interceptions

12-Mike Ryan (1972-1974)

Tackles

214-Bryan Brown (1977-1979)

PAT's Kicked

87-Max Taylor (2021-2022)

79-Brett Virgil (2005-2007)

Field Goals

19-Mike Gillette (1982-1984)

19-Cullen Hoffman (2012-2014)

Scoring

216-Alex Rutherford (2009-12)

212-Mike Ryan (1972-1974)

New record set in 2025

Cumulative records listed are regular season games only, playoff games do not count in record book, for season/career records.

Single game records are for season and playoff games

WHEN WAS THE LAST TIME...**St. Joe scored first...**

... and won 10/10/25 vs. Mattawan Won 39-37
 ... and lost 08/29/25 at Niles Lost 18-28

St. Joe got scored on first...

... and won 10/04/24 vs. Portage Northern Won 48-34
 ... and lost 10/03/25 at Portage Northern Lost 36-42

St. Joe scored at least six TD's in a game...

10/10/25 vs. Mattawan Won 39-37

St. Joe allowed at least six TD's in a game...

10/03/25 at Portage Northern Lost 36-42

St. Joe kicked a field goal in a game

... Rusty Klaer (24 & 26 yards) 10/06/23 vs. Lakeshore Won 35-0

St. Joe scored a safety...

10/26/23 vs. Lakeshore (playoffs) Loss 15-20
 ...Lakeshore's punt snap went over the punters head into the endzone, recovered by Lakeshore in the endzone for a safety.

St. Joe gave up a safety...

10/22/21 vs. Battle Creek Lakeview Lost 10-16

St. Joe returned a kickoff for a touchdown...

... Hudson Lange 78 yards... 08/26/21 vs. Traverse City Central (at FSU) Lost 28-49

St. Joe returned a punt for a touchdown...

... Trey McGinnis (recovered in endzone after block)... 09/27/21 at Battle Creek Central Win 62-30

St. Joe scored a defensive touchdown...

... by fumble... Jones Rappette 99 yards (school record) 09/22/23 vs. Portage Central Lost 18-35
 ... by INT... Blayke Siccarello 30 & Isaac Codde 13 09/20/24 at Gull Lake Won 57-0

St. Joe blocked...

... an extra point... Phoenix Lignell 09/12/25 at Kalamazoo Loy Norrix Won 51-25
 ... a field goal... Nate Schmitt 10/11/24 at Mattawan Lost 7-24
 ... a punt... Elijah Turner 09/09/22 at Kalamazoo Central Won 56-0

St. Joe shut out an opponent...

10/25/24 at Portage Central Won 15-0

St. Joe was shut out by an opponent...

11/08/24 vs. Zeeland West Lost 0-42

St. Joe played an overtime game...

... and won 10/31/08 vs. Wayland (pre-districts) Won 32-31
 ... and lost 10/01/21 at Portage Central Lost 30-36 OT
 ... at home 10/31/08 vs. Wayland (pre-districts) Won 32-31
 ... on the road 10/01/21 at Portage Central Lost 30-36 OT
 ... that went into 2 or more overtimes 10/28/01 vs. Benton Harbor Lost 27-28 2 OT

St. Joe played a team ranked in the AP Top 10

... and won 10/21/22 at Battle Creek Central (D2#7) Won 47-29
 ... and lost 10/03/25 at Portage Northern (D2#8) Lost 36-42

St. Joe played a regular season game at a neutral site...

... and won... 08/26/16 vs. Kalamazoo Central (Michigan Stadium) Won 26-0
 ... and lost... 08/26/21 vs. Traverse City Central (Ferris State) Lost 28-49

St. Joe played a playoff game at a neutral site...

... and won... 11/18/88 vs. Frankenmuth (Alma College) Won 16-14
 ... and lost... 11/19/21 vs. DeWitt (Jenison High School) Lost 7-43

THE BEAR TRADITIONS...**EARN YOUR NUMBERS**

When you look out on the field you will notice that many if not all of the Bears have numbers on the left side of their helmets. You may also notice that some may not. The numbers on the left side of the helmet must be earned. This is what is called Earning Your Numbers in the Saint Joseph Football program. Each week the varsity coaching staff discusses which players have earned their numbers. The criteria for earning your numbers are set by each senior class. Before every season each senior class develops what they believe are the behaviors of a champion. These behaviors are what are used for the criteria of earning your numbers. If a player's position coaches believe he is consistently exhibiting the behaviors of a champion he will be awarded his numbers. The player must maintain that consistency, or he could have his numbers taken away and have to earn them back. The goal is for every player to Earn His Numbers. This tradition began in Coach Church's second year in 2012.



The logo commemorating the 2015 season, which was the 100th season in St. Joseph football history.

Previous #1s

2013 Dan Carrick
 2014 Derek Burton
 2015 Eric Engel
 2016 Kevin Jones
 2017 Ryan Barlow
 2018 Nathan Long
 2019 Konner LaVanway
 2020 Troy Pratley
 2022 Joron Brown
 2023 Max Kesterke
 2024 Bobby DeLong
 2025 Isaac Codde

THE #1 JERSEY

The #1 jersey has a special status in the Saint Joseph Football program. Each year the coaching staff will decide which skill position player best exemplifies the Bear Football tradition of THE TEAM, THE TEAM, THE TEAM. That player will have the honor of wearing the #1 jersey. So look in your program and the young man who is in the #1 jersey you know is a young man of character. This tradition began in Coach Church's third year 2013.

THE #82 JERSEY

The number 82 is the only number that has been retired by St. Joseph. It belonged to 1989 Graduate Rob Fredrickson. After high school, Rob went on to Michigan State University, where he eventually started at linebacker. He was a three time all-Big Ten linebacker, four time Academic Big Ten and All-American. He was taken in the first round, number 22 overall by the Oakland Raiders. While in Oakland, Rob was selected to the NFL's All-Rookie team, eventually Rob came back home in 1998 at signed with the Detroit Lions then Arizona Cardinals a year later. Rob holds the modern era Cardinals team record of most number of tackles in a game. Which came against the New York Jets (22 tackles), in 1999. In the years that followed Rob's retirement from the NFL in 2003, he went on to be a part of the Arizona Cardinals radio network.

THE BANNER:

Every time the Bears take the field they do so with pride and passion. A display of that pride and passion is exhibited when the Bears rush onto the field and touch the banner before every game. The current banner was donated to the program by the 2013 seniors. This tradition began under Ike Coach Muhlenkamp.

THE MICHELLE KRUSE MEMORIAL VICTORY BELL:

The resounding clang of a bell echoing through a fall night in St. Joseph is a beautiful thing. After every victory the Bears ring the victory bell with pride. If the win was at home the bell will be rung immediately following the handshake line. If the victory was earned on the road you will hear the bell ringing late at night as the Bears arrive home from a joyous bus trip. The bell was donated by the Kruse family in memory of their daughter Michelle Kruse. The tradition began in Coach John VanWagoner's 2nd year in 2003, the first season in the new Dickinson Stadium. A new bell was acquired prior to the 2018 season.

THE HOME OF THE BEARS...

STEVE UPTON FIELD AT DICKINSON STADIUM

Completed: 2003 (23rd season)**Seating Capacity:** 5,300 (3,500 home stands - 1,800 visitor stands)**Record Attendance:** 7,500 (9/28/07 – vs. Lakeshore) (SJ won 21-3)**Surface:** Natural Grass (2003-2017), Infilled Turf (2018-)**Record at Dickinson Stadium:** 86-37 (.699)**First game:** September 12, 2003 – St. Joseph 34, Kalamazoo Central 13**Press Box Phone:** (269) 926-3396**Wells Field – The Original**

The Bears first home field wasn't located very far from their current home. Wells Field on State Street in St. Joseph served as the home for the Bears from 1913 to 1949. Near the end of its use, the wooden covered grandstands were in danger of collapse and parking was an issue for fans. So the when the St. Joe schools acquired the title of the parcel of land a block away from Wells Field, it was then decided the school would need to have a new stadium. The grandstands at Wells Field were torn down. Wells Field is still in use by area youth. It is the home for the St. Joseph Baseball Association.

The first Dickinson Stadium

In the mid 1940's the St. Joseph School system acquired the title to a 40 acre parcel of land known as the Dickinson Estate. The area is where the current high school now stands. Around that same time the citizens of St. Joseph recognized the need for a new athletic and recreation area when problems at Wells Field made it difficult to continue to use the facility. It was then that the St. Joe residents got the ball rolling for a new facility. After receiving numerous recommendations by various experts, the planning committee, commissioned architect Robert V. Knox to develop the sketches and conceptual drawings of the stadium. The Board of Education would take these plans to the various service clubs around St. Joseph to rally the community involvement in the project, every group that were presented the plans went on record as supporting it. The voters overwhelmingly passed the \$170,000 bond proposal on July 25, 1949 for the new stadium and track. A little over a year later, on September 22, 1950, the original Dickinson Stadium opened. The original Dickinson Stadium held its last event on October 19, 2001. In the 51-year history of the stadium it was the home to thousands of events, including football games, track meets, soccer games, band competitions, and commencement ceremonies.

The new Dickinson Stadium

The idea for a new stadium came about when a commission was charged with reviewing and making recommendations on the future of the facilities of the St. Joseph Public School system for the next 30-40 years. After a review of the old stadium, it was determined that to bring the stadium's aging and deteriorating steel support and infrastructure up to code would be a very expensive project. The commission visited newly constructed high schools around the Midwest and made recommendations for the St. Joe schools, including a new football stadium. In March of 2001 a plan for a bond proposal was presented to the St. Joe taxpayers, which not only included the new stadium, but also a new athletic fieldhouse and other various projects at the high school, and a new auxiliary gym, offices, library and orchestra room at Upton Middle School. The bond issue passed on September 25, 2001, less than a month later, the last game at the old Dickinson Stadium was played and demolition began.

While construction continued during the 2002 football season the varsity team played their "Home" games at Lakeshore's Al Stockman Stadium, Benton Harbor's Filstrup Field and at Bridgman High School. Upton Middle School was the home site for the JV and Freshmen teams. The stadium now also has an 8-lane running track, the old stadium had 7 and only 6 were useable. The first games were played on Thursday, September 4th, by the Freshman and JV teams who gave the stadium its first shakedown before the Grand Opening a week later. The official dedication was prior to the game between St. Joseph and Kalamazoo Central, which St. Joe won 34-13. The pregame ceremony included a fly-over by a US Air Force A-10 fighter jet. Less than a year after the opening, the new Dickinson Stadium had the honor of hosting country music and TV star Reba McEntyre for a performance benefiting Harbor Habitat for Humanity, the concert was part of Reba's 2004 tour which was sponsored by Whirlpool Corporation. The concert was held in front of a sold-out crowd of over 6,500 on July 20, 2004.

The scoreboard from the previous Dickinson Stadium, installed in 1998 was saved and relocated before being replaced prior to the 2016 season. The new scoreboard features a full color LED screen that shows live stats as the game progresses, videos, and enhanced animations. In 2018, thanks to a donation by the Upton Family, the playing surface was converted to artificial turf, prompting slight name change to Steve Upton Field at Dickinson Stadium.

Since the turf was installed in 2018, Dickinson Stadium has served as the temporary home for Berrien Springs, Benton Harbor and Niles varsity football while their stadiums were being built or renovated.

	W	L	TTL	PCT
BATTLE CREEK CENTRAL	4	2	6	0.667
BATTLE CREEK HARPER CREEK	3	1	3	0.750
BATTLE CREEK LAKEVIEW	4	2	6	0.667
BENTON HARBOR	4	2	6	0.667
COLDWATER	2	1	3	0.667
DEWITT	0	1	1	0.000
DOWAGIAC	1	1	2	0.500
EAST GRAND RAPIDS	1	0	1	1.000
EDWARDSBURG	1	1	2	0.500
GRAND RAPIDS CHRISTIAN	1	0	1	1.000
GULL LAKE	6	0	6	1.000
HUDSONVILLE UNITY CHRISTIAN	1	0	1	1.000
JACKSON LUMEN CHRISTI	0	1	1	0.000
KALAMAZOO CENTRAL	6	0	6	1.000
KALAMAZOO LOY NORRIX	4	0	4	1.000
LAKESHORE	9	11	20	0.450
LANSING SEXTON	1	0	1	1.000
MARSHALL	3	1	4	0.750
MATTAWAN	7	2	9	0.778
NILES	9	1	10	0.900
OKEMOS	1	0	1	1.000
PARMA-WESTERN	1	0	1	1.000
PORTAGE CENTRAL	5	4	9	0.556
PORTAGE NORTHERN	10	2	12	0.818
STURGIS	2	1	3	0.667
UNIVERSITY OF DETROIT-JESUIT	0	1	1	0.000
WAYLAND-UNION	1	0	1	1.000
ZEELAND WEST	0	2	2	0.000
Total	86	37	123	0.699





Scoring Summary (Final)
2025 St. Joseph Bears Football
Mattawan vs St. Joseph (10/10/2025 at St. Joseph, MI)



Mattawan (2-5,1-3) vs. St. Joseph (4-3,2-1)

Date: 10/10/2025 • Site: St. Joseph, MI • Stadium: Dickinson Stadium

Attendance: 3000

Score by Quarters	1	2	3	4	Total
Mattawan	0	17	7	13	37
St. Joseph	12	8	12	7	39

Qtr	Time	Scoring Play	V-H
1st	08:31	STJOE - Ish Dixon 1 yd run (Wes Hudson kick failed), 8-29 1:48	0 - 6
	01:03	STJOE - James Atterbery 72 yd pass from Caden LeClear (Ish Dixon rush failed), 2-82 0:25	0 - 12
2nd	07:30	MATTAWAN - Kai Jensen 27 yd field goal, 13-70 5:33	3 - 12
	02:16	MATTAWAN - Brady Mickelson 40 yd run (Kai Jensen kick), 5-59 1:54	10 - 12
	01:32	STJOE - Nate Schmitt 40 yd pass from Caden LeClear (Ish Dixon rush), 3-80 0:44	10 - 20
	00:36	MATTAWAN - Kaden Jominy 3 yd pass from Nolan Jominy (Kai Jensen kick), 7-33 0:43	17 - 20
3rd	07:39	STJOE - Caden LeClear 19 yd run (Jace Hopkins rush failed), 14-80 4:21	17 - 26
	04:53	STJOE - Ish Dixon 2 yd run (Ish Dixon rush failed), 7-70 1:41	17 - 32
	02:11	MATTAWAN - Patrick Dougherty 61 yd pass from Nolan Jominy (Kai Jensen kick), 4-65 2:42	24 - 32
4th	08:21	MATTAWAN - Nolan Jominy 52 yd run (Nolan Jominy pass failed), 7-79 4:11	30 - 32
	05:32	STJOE - Caden LeClear 5 yd run (Wes Hudson kick), 10-80 2:49	30 - 39
	05:14	MATTAWAN - Nick DeYoung 73 yd pass from Nolan Jominy (Kai Jensen kick), 1-73 0:11	37 - 39

Kickoff time: 07:00 PM • End of Game: 09:29 PM • Total elapsed time: 2:29 PM

Officials: Referee: Steve Petlick; Umpire: Don East; Linesman: Jim Foster;

Line judge: Kevin Levine; Back judge: Jeff Rudloff;

Temperature: 63 • Wind: SW 11 • Weather: Cloudy/Breezy



Team Statistics (Final)
2025 St. Joseph Bears Football
Mattawan vs St. Joseph (10/10/2025 at St. Joseph, MI)



	MATTAW	STJOE
FIRST DOWNS	16	27
Rushing	10	22
Passing	6	3
Penalty	0	2
NET YARDS RUSHING	280	388
Rushing Attempts	40	61
Average Per Rush	7.0	6.4
Rushing Touchdowns	2	4
Yards Gained Rushing	289	397
Yards Lost Rushing	9	9
NET YARDS PASSING	196	142
Completions-Attempts-Int	9-17-1	3-9-0
Average Per Attempt	11.5	15.8
Average Per Completion	21.8	47.3
Passing Touchdowns	3	2
TOTAL OFFENSE YARDS	476	530
Total offense plays	57	70
Average Gain Per Play	8.4	7.6
Fumbles: Number-Lost	1-0	1-1
Penalties: Number-Yards	8-69	4-36
PUNTS-YARDS	1-33	2-60
Average Yards Per Punt	33.0	30.0
Net Yards Per Punt	33.0	30.0
Inside 20	0	0
50+ Yards	0	0
Touchbacks	0	0
Fair catch	1	0
KICKOFFS-YARDS	7-425	7-322
Average Yards Per Kickoff	60.7	46.0
Net Yards Per Kickoff	40.7	31.1
Touchbacks	7	1
Punt returns: Number-Yards-TD	0-0-0	0-0-0
Average Per Return	0.0	0.0
Kickoff returns: Number-Yds-TD	4-84-0	0-0-0
Average Per Return	21.0	0.0
Interceptions: Number-Yds-TD	0-0-0	1-16-0
Fumble Returns: Number-Yds-TD	0-0-0	0-0-0
Miscellaneous Yards	0	0
Possession Time	26:53	19:27
1st Quarter	9:47	2:13
2nd Quarter	8:50	3:10
3rd Quarter	4:19	7:41
4th Quarter	3:57	6:23
Third-Down Conversions	5 of 12	5 of 11
Fourth-Down Conversions	3 of 4	3 of 3
Red-Zone Scores-Chances	2-3	4-5
Touchdowns	1-3	4-5
Field goals	1-3	0-5
Sacks By: Number-Yards	0-0	0-0
PAT Kicks	4-4	1-2
Field Goals	1-2	0-0
Points off turnovers	0	6



Individual Statistics (Final)
 2025 St. Joseph Bears Football
 Mattawan vs St. Joseph (10/10/2025 at St. Joseph, MI)



Mattawan

Rushing	No.	Gain	Loss	Net	TD	Lg	Avg
Nolan Jominy	21	170	0	170	1	52	8.1
Brady Mickelson	1	40	0	40	1	40	40.0
Sawyer Doxtater	7	27	0	27	0	10	3.9
Patrick Dougherty	3	20	0	20	0	17	6.7
Will Peterson	5	14	0	14	0	5	2.8
Kai Jensen	1	15	9	6	0	0	6.0
Nick DeYoung	2	3	0	3	0	3	1.5
Totals	40	289	9	280	2	52	7.0

Passing	C-A-I	Yds	TD	Long	Sack
Nolan Jominy	9-17-1	196	3	73	0
Totals	9-17-1	196	3	73	0

Receiving	No.	Yards	TD	Long
Patrick Dougherty	4	94	1	61
Nick DeYoung	2	77	1	73
Kaden Jominy	2	18	1	15
Ethan Saunders	1	7	0	7
Totals	9	196	3	73

Punting	No.	Yds	Avg	Long	In20	TB
Kai Jensen	1	33	33.0	33	0	0
Totals	1	33	33.0	33	0	0

Returns	Punt			Kickoff			Intercept		
	No	Yds	Lg	No	Yds	Lg	No	Yds	Lg
Ethan Saunders	0	0	0	2	46	26	0	0	0
Blake Mahorney	0	0	0	1	31	31	0	0	0
Brady Mickelson	0	0	0	1	7	7	0	0	0
Totals	0	0	0	4	84	31	0	0	0

Field goals	Qtr	Time	Dist	Result
Kai Jensen	2nd	07:30	27 yards	Good
Kai Jensen	2nd	05:18	45 yards	Missed

Kickoffs	No.	Yards	Avg	TB	OB
Kai Jensen	7	425	60.7	7	0

All-purpose	Run	Rcv	KR	PR	IR	Total
Nolan Jominy	170	0	0	0	0	170
Patrick Dougherty	20	94	0	0	0	114
Nick DeYoung	3	77	0	0	0	80
Ethan Saunders	0	7	46	0	0	53

St. Joseph

Rushing	No.	Gain	Loss	Net	TD	Lg	Avg
Ish Dixon	26	170	2	168	2	19	6.5
Caden LeClear	15	99	3	96	2	37	6.4
Brayden Malone	12	79	2	77	0	20	6.4
Jace Hopkins	2	25	0	25	0	19	12.5
James Atterbery	1	14	0	14	0	14	14.0
Gabe King	2	7	0	7	0	6	3.5
Nate Schmitt	1	3	0	3	0	3	3.0
Team	2	0	2	-2	0	0	-1.0
Totals	61	397	9	388	4	37	6.4

Passing	C-A-I	Yds	TD	Long	Sack
Caden LeClear	3-9-0	142	2	72	0
Totals	3-9-0	142	2	72	0

Receiving	No.	Yards	TD	Long
James Atterbery	1	72	1	72
Nate Schmitt	1	40	1	40
Jace Hopkins	1	30	0	30
Totals	3	142	2	72

Punting	No.	Yds	Avg	Long	In20	TB
Dominick Lignel	2	60	30.0	40	0	0
Totals	2	60	30.0	40	0	0

Returns	Punt			Kickoff			Intercept		
	No	Yds	Lg	No	Yds	Lg	No	Yds	Lg
Wes Hudson	0	0	0	0	0	0	1	16	16
Totals	0	0	0	0	0	0	1	16	16

Field goals	Qtr	Time	Dist	Result
-------------	-----	------	------	--------

Kickoffs	No.	Yards	Avg	TB	OB
Wes Hudson	7	322	46.0	1	2

All-purpose	Run	Rcv	KR	PR	IR	Total
Ish Dixon	168	0	0	0	0	168
Caden LeClear	96	0	0	0	0	96
James Atterbery	14	72	0	0	0	86
Brayden Malone	77	0	0	0	0	77

FUMBLES: Mattawan-Kai Jensen 1-0. St. Joseph-Caden LeClear 1-1.



Defensive Statistics (Final)
 2025 St. Joseph Bears Football
 Mattawan vs St. Joseph (10/10/2025 at St. Joseph, MI)



#	Mattawan	Solo	Ast	Total	Sacks-Yds	TFL-Yds	FF	FR-Yds	Int-Yds	BrUp	Blks	QBH
5	Nick DeYoung	8	1	9	-	-	-	-	-	-	-	-
58	ReidChristensen	6	0	6	-	1-1	-	-	-	-	-	-
20	Jacob Schauer	5	0	5	-	-	-	-	-	-	-	-
8	Will Peterson	5	0	5	-	-	-	-	-	-	-	-
3	Patrick Dougherty	4	0	4	-	-	-	-	-	-	-	-
34	Alex Soldano	3	1	4	-	-	-	-	-	-	-	-
51	Jackson Kalleward	3	0	3	-	-	-	-	-	-	-	-
23	Kaden Jominy	3	0	3	-	-	-	-	-	-	-	-
22	Jonathan Beard	1	2	3	-	-	-	-	-	-	-	-
28	Jack Hanson	2	0	2	-	-	-	1-0	-	-	-	-
21	Ethan Saunders	2	0	2	-	1-2	-	-	-	-	-	-
7	Brady Mickelson	2	0	2	-	-	-	-	-	-	-	-
56	56	1	0	1	-	-	-	-	-	-	-	-
33	Sawyer Doxtater	1	0	1	-	-	-	-	-	-	-	-
72	Daniel Watson	1	0	1	-	-	-	-	-	-	-	-
52	Jeremiah Meyers	1	0	1	-	-	-	-	-	-	-	-
Totals		48	4	52	0-0	2-3	0	1-0	0-0	0	0	0

#	St. Joseph	Solo	Ast	Total	Sacks-Yds	TFL-Yds	FF	FR-Yds	Int-Yds	BrUp	Blks	QBH
8	Nate Schmitt	9	2	11	-	-	-	-	-	-	-	-
1	Isaac Codde	6	2	8	-	-	-	-	-	-	-	-
58	Riley Halverson	5	0	5	-	-	-	-	-	-	-	-
3	Nick Reeves	4	0	4	-	-	-	-	-	-	-	-
90	Noah Toney	4	0	4	-	-	-	-	-	-	-	-
11	Dominick Lignel	3	1	4	-	-	-	-	-	-	-	-
93	David Silva	2	0	2	-	-	-	-	-	-	-	-
0	Phoenix Lignell	1	0	1	-	-	-	-	-	-	-	-
4	Alex Hochstetle	1	0	1	-	-	-	-	-	-	-	-
9	Gabe King	1	0	1	-	-	-	-	-	-	-	-
27	Jackson Huber	1	0	1	-	-	-	-	-	-	-	-
76	Mason Morey	0	1	1	-	-	-	-	-	-	-	-
14	Wes Hudson	0	0	0	-	-	-	-	1-16	-	-	-
Totals		37	6	43	0-0	0-0	0	0-0	1-16	0	0	0



Drive Chart (By Team) (Final)
 2025 St. Joseph Bears Football
 Mattawan vs St. Joseph (10/10/2025 at St. Joseph, MI)



Team	Qtr	Drive Started			Drive Ended			Consumed	
		Spot	Time	Obtained	Spot	Time	How lost	PI - Yds	TOP
MATTAW	1st	M27	12:00	Kickoff	M38	10:19	Interception	4 - 11	1:41
MATTAW		M32	08:22	Kickoff	S18	01:28	Downs	11 - 50	6:54
MATTAW		M20	01:03	Kickoff	S10	07:30	*FIELD GOAL	13 - 70	5:33
MATTAW	2nd	S28	06:48	Fumble	S28	05:18	Missed FG	4 - 0	1:30
MATTAW		M41	04:10	Punt	S00	02:16	*TOUCHDOWN	5 - 59	1:54
MATTAW		S33	01:19	Kickoff	S00	00:36	*TOUCHDOWN	7 - 33	0:43
MATTAW	3rd	M35	07:39	Kickoff	M37	06:34	Punt	3 - 2	1:05
MATTAW		M35	04:53	Kickoff	S00	02:11	*TOUCHDOWN	4 - 65	2:42
MATTAW		M21	00:32	Punt	S00	08:21	*TOUCHDOWN	7 - 79	4:11
MATTAW	4th	M27	05:25	Kickoff	S00	05:14	*TOUCHDOWN	1 - 73	0:11

Mattawan	1st Qtr	2nd Qtr	3rd Qtr	4th Qtr	1st Half	2nd Half	Total
Time of possession	09:47	08:50	04:19	03:57	18:37	08:16	26:53
3rd down conversions	2-3	2-5	0-2	1-2	4-8	1-4	5-12
Average field position	M26	S40	M30	M27	M43	M29	M37
4th down conversions	0-1	1-1	1-1	1-1	1-2	2-2	3-4

Team	Qtr	Drive Started			Drive Ended			Consumed	
		Spot	Time	Obtained	Spot	Time	How lost	PI - Yds	TOP
STJOE	1st	M29	10:19	Interception	M00	08:31	*TOUCHDOWN	8 - 29	1:48
STJOE		S18	01:28	Downs	M00	01:03	*TOUCHDOWN	2 - 82	0:25
STJOE	2nd	S20	07:30	Kickoff	S28	06:48	Fumble	3 - 8	0:42
STJOE		S20	05:18	Missed FG	S39	04:10	Punt	4 - 19	1:08
STJOE		S20	02:16	Kickoff	M00	01:32	*TOUCHDOWN	3 - 80	0:44
STJOE		S20	00:36	Kickoff	S26	00:00	End of half	3 - 6	0:36
STJOE	3rd	S20	12:00	Kickoff	M00	07:39	*TOUCHDOWN	14 - 80	4:21
STJOE		S30	06:34	Punt	M00	04:53	*TOUCHDOWN	7 - 70	1:41
STJOE		S20	02:11	Kickoff	S39	00:32	Punt	4 - 19	1:39
STJOE	4th	S20	08:21	Kickoff	M00	05:32	*TOUCHDOWN	10 - 80	2:49
STJOE		S20	05:14	Kickoff	M13	01:40		12 - 67	3:34

St. Joseph	1st Qtr	2nd Qtr	3rd Qtr	4th Qtr	1st Half	2nd Half	Total
Time of possession	02:13	03:10	07:41	06:23	05:23	14:04	19:27
3rd down conversions	2-2	0-2	2-5	1-2	2-4	3-7	5-11
Average field position	S44	S20	S23	S20	S28	S22	S25
4th down conversions	0-0	0-0	2-2	1-1	0-0	3-3	3-3



Drive Chart (By Quarter) (Final)
 2025 St. Joseph Bears Football
 Mattawan vs St. Joseph (10/10/2025 at St. Joseph, MI)



Team	Qtr	Spot	Drive Started		Spot	Drive Ended		Consumed	
			Time	Obtained		Time	How lost	PI - Yds	TOP
MATTAW	1st	M27	12:00	Kickoff	M38	10:19	Interception	4 - 11	1:41
STJOE		M29	10:19	Interception	M00	08:31	*TOUCHDOWN	8 - 29	1:48
MATTAW		M32	08:22	Kickoff	S18	01:28	Downs	11 - 50	6:54
STJOE		S18	01:28	Downs	M00	01:03	*TOUCHDOWN	2 - 82	0:25
MATTAW		M20	01:03	Kickoff	S10	07:30	*FIELD GOAL	13 - 70	5:33
STJOE	2nd	S20	07:30	Kickoff	S28	06:48	Fumble	3 - 8	0:42
MATTAW		S28	06:48	Fumble	S28	05:18	Missed FG	4 - 0	1:30
STJOE		S20	05:18	Missed FG	S39	04:10	Punt	4 - 19	1:08
MATTAW		M41	04:10	Punt	S00	02:16	*TOUCHDOWN	5 - 59	1:54
STJOE		S20	02:16	Kickoff	M00	01:32	*TOUCHDOWN	3 - 80	0:44
MATTAW		S33	01:19	Kickoff	S00	00:36	*TOUCHDOWN	7 - 33	0:43
STJOE		S20	00:36	Kickoff	S26	00:00	End of half	3 - 6	0:36
STJOE	3rd	S20	12:00	Kickoff	M00	07:39	*TOUCHDOWN	14 - 80	4:21
MATTAW		M35	07:39	Kickoff	M37	06:34	Punt	3 - 2	1:05
STJOE		S30	06:34	Punt	M00	04:53	*TOUCHDOWN	7 - 70	1:41
MATTAW		M35	04:53	Kickoff	S00	02:11	*TOUCHDOWN	4 - 65	2:42
STJOE		S20	02:11	Kickoff	S39	00:32	Punt	4 - 19	1:39
MATTAW		M21	00:32	Punt	S00	08:21	*TOUCHDOWN	7 - 79	4:11
STJOE	4th	S20	08:21	Kickoff	M00	05:32	*TOUCHDOWN	10 - 80	2:49
MATTAW		M27	05:25	Kickoff	S00	05:14	*TOUCHDOWN	1 - 73	0:11
STJOE		S20	05:14	Kickoff	M13	01:40		12 - 67	3:34



Play Breakdown Summary (Final)
 2025 St. Joseph Bears Football
 Mattawan vs St. Joseph (10/10/2025 at St. Joseph, MI)



Mattawan

<u>Down</u>	<u>Rush</u>	<u>Pass</u>	<u>Total</u>
OVERALL	40	17	57
1ST DOWN	17	5	22
2ND DOWN-SHORT	0	0	0
2ND DOWN-MIDDLE	6	1	7
2ND DOWN-LONG	7	5	12
3RD DOWN-SHORT	1	0	1
3RD DOWN-MIDDLE	2	1	3
3RD DOWN-LONG	4	4	8
4TH DOWN	3	1	4

Mattawan

<u>Formation</u>	<u>Rush</u>	<u>Pass</u>	<u>Total</u>
	40	17	57

St. Joseph

<u>Down</u>	<u>Rush</u>	<u>Pass</u>	<u>Total</u>
OVERALL	61	9	70
1ST DOWN	29	5	34
2ND DOWN-SHORT	3	0	3
2ND DOWN-MIDDLE	8	1	9
2ND DOWN-LONG	8	2	10
3RD DOWN-SHORT	3	0	3
3RD DOWN-MIDDLE	2	0	2
3RD DOWN-LONG	5	1	6
4TH DOWN	3	0	3

St. Joseph

<u>Formation</u>	<u>Rush</u>	<u>Pass</u>	<u>Total</u>
	61	9	70



2025 St. Joseph Bears Football
St. Joseph Game Results (as of Oct 12, 2025)
All games



Date	Opponent	Score	Overall	Conference	Time	Attend
08/29/2025	at Niles	L 18-28	0-1	0-0	2:14	4000
09/05/2025	EDWARDSBURG	L 37-40	0-2	0-0	2:33	4000
09/12/2025	at Kalamazoo Loy Norrix	W 51-25	1-2	0-0	2:50	1500
09/19/2025	GULL LAKE	W 46-7	2-2	0-0	2:16	2500
* 09/26/2025	LAKESHORE	W 35-14	3-2	1-0	2:09	6000
* 10/03/2025	at #8 Portage Northern	L 36-42	3-3	1-1	2:38	3000
* 10/10/2025	MATTAWAN	W 39-37	4-3	2-1	2:29	3000
10/17/2025	at Battle Creek Central					
* 10/24/2025	PORTAGE CENTRAL					



2025 St. Joseph Bears Football
 St. Joseph Overall Team Statistics (as of Oct 12, 2025)
 All games



Team Statistics	STJOE	OPP
SCORING	262	193
Points Per Game	37.4	27.6
Points Off Turnovers	27	17
FIRST DOWNS	171	107
Rushing	127	72
Passing	33	30
Penalty	11	5
RUSHING YARDAGE	2431	1455
Yards gained rushing	2535	1629
Yards lost rushing	104	174
Rushing Attempts	381	292
Average Per Rush	6.4	5.0
Average Per Game	347.3	207.9
TDs Rushing	30	17
PASSING YARDAGE	876	884
Comp-Att-Int	48-101-4	52-93-4
Average Per Pass	8.7	9.5
Average Per Catch	18.2	17.0
Average Per Game	125.1	126.3
TDs Passing	8	10
TOTAL OFFENSE	3307	2339
Total Plays	482	385
Average Per Play	6.9	6.1
Average Per Game	472.4	334.1
KICK RETURNS: #-Yards	26-386	33-445
PUNT RETURNS: #-Yards	4-36	2-2
INT RETURNS: #-Yards	4-41	4-21
KICK RETURN AVERAGE	14.8	13.5
PUNT RETURN AVERAGE	9.0	1.0
INT RETURN AVERAGE	10.2	5.2
FUMBLES-LOST	13-5	9-1
PENALTIES-Yards	36-250	49-367
Average Per Game	35.7	52.4
PUNTS-Yards	6-158	17-595
Average Per Punt	26.3	35.0
Net punt average	26.0	30.5
KICKOFFS-Yards	38-1400	37-1829
Average Per Kick	36.8	49.4
Net kick average	24.6	34.7
TIME OF POSSESSION/Game	21:01	26:42
3RD-DOWN Conversions	39/78	31/81
3rd-Down Pct	50%	38%
4TH-DOWN Conversions	12/24	14/22
4th-Down Pct	50%	64%
SACKS BY-Yards	4-13	6-31
MISC YARDS	0	0
TOUCHDOWNS SCORED	38	27
FIELD GOALS-ATTEMPTS	0-0	3-8
ON-SIDE KICKS	2-7	0-0
RED-ZONE SCORES	(24-28) 86%	(16-25) 64%
RED-ZONE TOUCHDOWNS	(24-28) 86%	(13-25) 52%
PAT-ATTEMPTS	(12-14) 86%	(10-12) 83%
ATTENDANCE	15500	8500
Games/Avg Per Game	4/3875	3/2833
Neutral Site Games		0/0

Score by Quarters	1st	2nd	3rd	4th	OT	Total
St. Joseph	58	38	75	91	0	262
Opponents	25	53	34	81	0	193



2025 St. Joseph Bears Football
 St. Joseph Overall Individual Statistics (as of Oct 12, 2025)
 All games



Rushing	gp	att	gain	loss	net	avg	td	lg	avg/g
Ish Dixon	7	139	932	12	920	6.6	15	52	131.4
Brayden Malone	7	67	409	2	407	6.1	1	22	58.1
Caden LeClear	7	69	462	57	405	5.9	8	62	57.9
James Atterbery	5	6	185	0	185	30.8	3	80	37.0
Gabe King	7	28	184	2	182	6.5	1	42	26.0
Hudson Corning	4	27	115	13	102	3.8	1	17	25.5
Dinero Mitchell	5	12	78	0	78	6.5	0	27	15.6
Jace Hopkins	5	8	46	0	46	5.8	0	19	9.2
Ethan Mellott	2	7	41	6	35	5.0	1	33	17.5
Chase Johnson	2	4	31	0	31	7.8	0	13	15.5
CJ Scott	1	2	28	0	28	14.0	0	25	28.0
Graham Galsterer	1	2	14	0	14	7.0	0	10	14.0
Nate Schmitt	7	1	3	0	3	3.0	0	3	0.4
Evan Tjader	2	1	0	0	0	0.0	0	0	0.0
Harkee Singh	1	1	0	0	0	0.0	0	0	0.0
Dominick Lignel	7	2	7	7	0	0.0	0	7	0.0
Team	3	5	0	5	-5	-1.0	0	0	-1.7
Total	7	381	2535	104	2431	6.4	30	80	347.3
Opponents	7	292	1629	174	1455	5.0	17	59	207.9

Passing	gp	effic	comp-att-int	pct	yds	td	lg	avg/g
Caden LeClear	7	149.83	26-51-0	51.0	443	4	72	63.3
Hudson Corning	4	93.82	18-45-4	40.0	305	2	70	76.2
Ethan Mellott	2	487.20	3-3-0	100.0	99	1	61	49.5
Team	3	0.00	0-1-0	0.0	0	0	0	0.0
Ish Dixon	7	673.60	1-1-0	100.0	29	1	29	4.1
Total	7	138.60	48-101-4	47.5	876	8	72	125.1
Opponents	7	162.64	52-93-4	55.9	884	10	73	126.3

Receiving	gp	no.	yds	avg	td	lg	avg/g
Nate Schmitt	7	14	279	19.9	4	58	39.9
Jace Hopkins	5	10	141	14.1	1	30	28.2
James Atterbery	5	9	194	21.6	1	72	38.8
Eli Kragt	5	8	70	8.8	0	15	14.0
Ish Dixon	7	2	12	6.0	0	8	1.7
Caden LeClear	7	1	70	70.0	1	70	10.0
Liam McAndrew	1	1	61	61.0	1	61	61.0
Chase Johnson	2	1	31	31.0	0	31	15.5
Nick Reeves	7	1	11	11.0	0	11	1.6
89	1	1	7	7.0	0	7	7.0
Total	7	48	876	18.2	8	72	125.1
Opponents	7	52	884	17.0	10	73	126.3

Punt Returns	no.	yds	avg	td	lg
James Atterbery	4	36	9.0	0	16
Total	4	36	9.0	0	16
Opponents	2	2	1.0	0	2

Interceptions	no.	yds	avg	td	lg
Wes Hudson	1	16	16.0	0	16
Dominick Lignel	1	0	0.0	0	0
Gabe King	1	0	0.0	0	0
Nate Schmitt	1	25	25.0	0	25
Total	4	41	10.2	0	25
Opponents	4	21	5.2	0	21

Kick Returns	no.	yds	avg	td	lg
Ish Dixon	7	118	16.9	0	27
James Atterbery	6	103	17.2	0	26
Gabe King	5	93	18.6	0	27
Evan Tjader	3	52	17.3	0	22
Nick Reeves	1	5	5.0	0	5
Joe Zarotney	1	2	2.0	0	2
Jace Hopkins	1	13	13.0	0	13
Dominick Lignel	1	0	0.0	0	0
Wes Hudson	1	0	0.0	0	0
Total	26	386	14.8	0	27
Opponents	33	445	13.5	0	37

Fumble Returns	no.	yds	avg	td	lg
Total	0	0	0.0	0	0
Opponents	1	1	1.0	0	1



2025 St. Joseph Bears Football
 St. Joseph Overall Individual Statistics (as of Oct 12, 2025)
 All games



Scoring	td	fg	PAT			dpx	saf	pts
			kick	rush	rcv pass			
Ish Dixon	15	-	-	8-13	-	-	-	106
Caden LeClear	9	-	-	0-1	-	1-2	-	54
Nate Schmitt	4	-	-	-	-	-	-	24
James Atterbery	4	-	-	-	-	-	-	24
Wes Hudson	-	-	11-13	0-1	-	-	-	11
Brayden Malone	1	-	-	1-1	-	-	-	8
Gabe King	1	-	-	1-2	-	-	-	8
Liam McAndrew	1	-	-	-	-	-	-	6
Hudson Corning	1	-	-	0-1	-	-	-	6
Ethan Mellott	1	-	-	-	-	0-1	-	6
Jace Hopkins	1	-	-	0-2	-	-	-	6
Eli Kragt	-	-	-	-	1	-	-	2
Dominick Lignel	-	-	1-1	-	-	-	-	1
Total	38	-	12-14	10-21	1	1-3	-	262
Opponents	27	3-8	10-12	4-10	2	2-5	-	193

Total Offense	g	plays	rush	pass	total	avg/g
Ish Dixon	7	140	920	29	949	135.6
Caden LeClear	7	120	405	443	848	121.1
Brayden Malone	7	67	407	0	407	58.1
Hudson Corning	4	72	102	305	407	101.8
James Atterbery	5	6	185	0	185	37.0
Gabe King	7	28	182	0	182	26.0
Ethan Mellott	2	10	35	99	134	67.0
Dinero Mitchell	5	12	78	0	78	15.6
Jace Hopkins	5	8	46	0	46	9.2
Chase Johnson	2	4	31	0	31	15.5
CJ Scott	1	2	28	0	28	28.0
Graham Galsterer	1	2	14	0	14	14.0
Nate Schmitt	7	1	3	0	3	0.4
Team	3	6	-5	0	-5	-1.7
Total	7	482	2431	876	3307	472.4
Opponents	7	385	1455	884	2339	334.1

Field Goals	fg	pct.	01-19	20-29	30-39	40-49	50-99	lg	blk
FG Sequence	St. Joseph								
Niles	-								
Edwardsburg	-				35,(27),(25)				
Kalamazoo Loy Norrix	-				44				
Gull Lake	-				49				
Lakeshore	-				34				
Portage Northern	-				-				
Mattawan	-				(27),45				
Battle Creek Central	-				-				
Portage Central	-				-				

Punting	no.	yds	avg	lg	tb	fc	i20	50+	blk
Dominick Lignel	5	149	29.8	42	0	0	0	0	0
Jace Hopkins	1	9	9.0	9	0	0	0	0	0
Total	6	158	26.3	42	0	0	0	0	0
Opponents	17	595	35.0	57	2	2	0	4	0

Kickoffs	no.	yds	avg	tb	ob	retn	net	ydln
Wes Hudson	35	1255	35.9	1	3			
Jace Hopkins	3	145	48.3	0	0			
Total	38	1400	36.8	1	3	13.5	24.6	35
Opponents	37	1829	49.4	8	3	14.8	34.7	25

Numbers in (parentheses) indicate field goal was made.



2025 St. Joseph Bears Football
St. Joseph Overall Individual Statistics (as of Oct 12, 2025)
All games



All Purpose	g	rush	rcv	pr	kr	ir	total	avg/g
Ish Dixon	7	920	12	0	118	0	1050	150.0
James Atterbery	5	185	194	36	103	0	518	103.6
Caden LeClear	7	405	70	0	0	0	475	67.9
Brayden Malone	7	407	0	0	0	0	407	58.1
Nate Schmitt	7	3	279	0	0	25	307	43.9
Gabe King	7	182	0	0	93	0	275	39.3
Jace Hopkins	5	46	141	0	13	0	200	40.0
Hudson Corning	4	102	0	0	0	0	102	25.5
Dinero Mitchell	5	78	0	0	0	0	78	15.6
Eli Kragt	5	0	70	0	0	0	70	14.0
Chase Johnson	2	31	31	0	0	0	62	31.0
Liam McAndrew	1	0	61	0	0	0	61	61.0
Evan Tjader	2	0	0	0	52	0	52	26.0
Ethan Mellott	2	35	0	0	0	0	35	17.5
CJ Scott	1	28	0	0	0	0	28	28.0
Nick Reeves	7	0	11	0	5	0	16	2.3
Wes Hudson	7	0	0	0	0	16	16	2.3
GrahamGalstere	1	14	0	0	0	0	14	14.0
89	1	0	7	0	0	0	7	7.0
Joe Zarotney	5	0	0	0	2	0	2	0.4
Team	3	-5	0	0	0	0	-5	-1.7
Total	7	2431	876	36	386	41	3770	538.6
Opponents	7	1455	884	2	445	21	2807	401.0



2025 St. Joseph Bears Football
 St. Joseph Overall Defensive Statistics (as of Oct 12, 2025)
 All games



##	Defensive Leaders	gp	Tackles				tfl/yds	Sacks	Pass defense			Fumbles		blkd	
			ua	a	tot	no-yds		int-yds	brup	qbh	rcv-yds	ff	kick	saf	
1	Isaac Codde	7	44	43	87	7-13	.	.	.	1	.	1	.	.	
8	Nate Schmitt	7	31	17	48	5-19	.	1-25	
11	Dominick Lignel	7	19	19	38	10-33	.	1-0	.	2	
3	Nick Reeves	7	9	18	27	1-1	
0	Phoenix Lignell	7	16	11	27	1	.	.	
90	Noah Toney	7	18	7	25	1-0	
99	Chase Pitcher	5	14	9	23	3-6	1-2	.	.	.	1-0	.	.	.	
4	Alex Hochstette	4	13	8	21	2-20	
27	Jackson Huber	6	8	12	20	3-12	1-6	
58	Riley Halverson	6	11	3	14	2-2	1-0	
14	Wes Hudson	7	3	5	8	.	.	1-16	1	
97	Eli Nguyen	4	4	3	7	3-5	
9	Gabe King	7	3	4	7	.	.	1-0	2	
25	Joe Zarotney	5	3	3	6	
93	David Silva	4	3	3	6	1-1	
20	Warren Schramm	3	5	1	6	2-7	1-5	
98	James Rommel	2	3	1	4	
21	Kavion Buchanan	3	3	1	4	.	.	.	1	
92	Steve Owili	1	1	1	2	
94	Sam Church	1	2	.	2	
30	AJ Lannert	1	1	.	1	
77	Brady Schebel	1	1	.	1	
54	Urijah Houghton	1	1	.	1	
43	Carson Stotler	1	.	1	1	
24	Lucas Silva	1	1	.	1	
92	92	1	.	1	1	
38	Mitchell Wright	1	1	.	1	
35	Kaiden Bishop	1	1	.	1	
2	Hudson Corning	4	.	1	1	
76	Mason Morey	1	.	1	1	
5	Caden LeClear	7	1	.	1	
50	Miles Panicucci	1	1	.	1	
7	Brayden Malone	7	.	1	1	
23	James Atterbery	5	1	
Total		7	221	174	395	40-119	4-13	4-41	5	3	1-0	1	1	.	
Opponents		7	309	52	361	22-69	6-31	4-21	8	.	5-1	2	.	.	



2025 St. Joseph Bears Football
 St. Joseph Team Game-by-Game (as of Oct 12, 2025)
 All games



TEAM STATISTICS

Date	Opponent	Rushing				Receiving				Passing				Kick Returns				Punt Returns				tot off
		no.	yds	td	lg	no.	yds	td	lg	cmp-att-int	yds	td	lg	no.	yds	td	lg	no.	yds	td	lg	
08/29/2025	at Niles	50	206	2	22	7	78	1	17	7-21-2	78	1	17	4	74	0	27	0	0	0	0	284
09/05/2025	EDWARDSBURG	31	188	3	30	11	217	2	70	11-23-1	217	2	70	8	128	0	27	0	0	0	0	405
09/12/2025	at Kalamazoo Loy Norrix	64	440	6	80	5	106	1	61	5-7-1	106	1	61	4	46	0	19	0	0	0	0	546
09/19/2025	GULL LAKE	54	511	7	53	9	146	0	41	9-13-0	146	0	41	1	25	0	25	3	34	0	16	657
09/26/2025	LAKESHORE	64	432	5	62	6	54	0	18	6-10-0	54	0	18	3	24	0	22	1	2	0	2	486
10/03/2025	at Portage Northern	57	266	3	52	7	133	2	30	7-18-0	133	2	30	6	89	0	26	0	0	0	0	399
10/10/2025	MATTAWAN	61	388	4	37	3	142	2	72	3-9-0	142	2	72	0	0	0	0	0	0	0	0	530
Opponents		381	2431	30	80	48	876	8	72	48-101-4	876	8	72	26	386	0	27	4	36	0	16	3307
		292	1455	17	59	52	884	10	73	52-93-4	884	10	73	33	445	0	37	2	2	0	2	2339

Games: 7 • Avg/rush: 6.4 • Avg/catch: 18.2 • Pass effic: 138.60 • KR avg: 14.8 • PR avg: 9.0 • All purpose avg/game: 538.6 • Total offense avg/gm: 472.4

Date	Opponent	Tackles				Sacks	Fumble		Pass Defense			blkd	PAT Attempts			off					
		ua	a	total	tfl-yds	no-yds	ff	fr-yds	int-yds	qbh	brup	kick	kick	rush	rcv	saf	t/o	pts			
08/29/2	at Niles	44	14	58	3-9	0-0	0	0-0	0-0	0	1	0	0-0	0	0	0	0	0	0	0	18
09/05/2	EDWARDSBURG	48	22	70	3-7	0-0	0	0-0	0-0	0	0	0	1-1	3	0	0	0	0	0	0	37
09/12/2	at Kalamazoo Loy Norrix	34	18	52	13-29	2-8	1	1-0	1-25	0	1	1	5-5	2	0	0	0	0	8	51	
09/19/2	GULL LAKE	21	36	57	9-9	1-0	0	0-0	1-0	3	3	0	0-1	1	1	0	0	6	46		
09/26/2	LAKESHORE	19	34	53	8-41	1-5	0	0-0	1-0	0	0	0	5-5	0	0	0	0	7	35		
10/03/2	at Portage Northern	18	44	62	4-24	0-0	0	0-0	0-0	0	0	0	0-0	3	0	0	0	0	36		
10/10/2	MATTAWAN	37	6	43	0-0	0-0	0	0-0	1-16	0	0	0	1-2	1	0	0	0	6	39		
Opponents		221	174	395	40-119	4-13	1	1-0	4-41	3	5	1	12-14	10	1	0	27	262			
		309	52	361	22-69	6-31	2	5-1	4-21	0	8	0	10-12	4	2	0	17	193			

Date	Opponent	Punting								Field Goals			Kickoffs					
		no.	yds	avg	long	blkd	tb	fc	50+	i20	md-att	long	blkd	no.	yds	avg	tb	ob
08/29/2	at Niles	1	9	9.0	9	0	0	0	0	0	0-0	0	0	3	145	48.3	0	0
09/05/2	EDWARDSBURG	0	0	0.0	0	0	0	0	0	0	0-0	0	0	5	206	41.2	0	0
09/12/2	at Kalamazoo Loy Norrix	0	0	0.0	0	0	0	0	0	0	0-0	0	0	8	270	33.8	0	0
09/19/2	GULL LAKE	0	0	0.0	0	0	0	0	0	0	0-0	0	0	7	220	31.4	0	1
09/26/2	LAKESHORE	0	0	0.0	0	0	0	0	0	0	0-0	0	0	5	165	33.0	0	0
10/03/2	at Portage Northern	3	89	29.7	42	0	0	0	0	0	0-0	0	0	3	72	24.0	0	0
10/10/2	MATTAWAN	2	60	30.0	40	0	0	0	0	0	0-0	0	0	7	322	46.0	1	2
Opponents		6	158	26.3	42	0	0	0	0	0	0-0	0	0	38	1400	36.8	1	3
		17	595	35.0	57	0	2	2	4	0	3-8	27	0	37	1829	49.4	8	3



2025 St. Joseph Bears Football
 St. Joseph Game Superlatives (as of Oct 12, 2025)
 All games



INDIVIDUAL GAME HIGHS

Rushes	31	Ish Dixon vs Lakeshore (09/26/2025)
Yards Rushing	177	Ish Dixon vs Lakeshore (09/26/2025)
TD Rushes	3	Ish Dixon vs Edwardsburg (09/05/2025)
	3	Ish Dixon vs Gull Lake (09/19/2025)
	3	Caden LeClear vs Lakeshore (09/26/2025)
	3	Ish Dixon at Portage Northern (10/03/2025)
Long Rush	80	James Atterbery at Kalamazoo Loy Norrix (09/12/2025)
Pass attempts	23	Hudson Corning vs Edwardsburg (09/05/2025)
Pass completions	11	Hudson Corning vs Edwardsburg (09/05/2025)
Yards Passing	217	Hudson Corning vs Edwardsburg (09/05/2025)
TD Passes	2	Hudson Corning vs Edwardsburg (09/05/2025)
	2	Caden LeClear vs Mattawan (10/10/2025)
Long Pass	72	Caden LeClear vs Mattawan (10/10/2025)
Receptions	6	Nate Schmitt vs Edwardsburg (09/05/2025)
Yards Receiving	112	Nate Schmitt vs Edwardsburg (09/05/2025)
TD Receptions	1	Nate Schmitt at Niles (08/29/2025)
	1	Nate Schmitt vs Edwardsburg (09/05/2025)
	1	Caden LeClear vs Edwardsburg (09/05/2025)
	1	Liam McAndrew at Kalamazoo Loy Norrix (09/12/2025)
	1	Nate Schmitt at Portage Northern (10/03/2025)
	1	Jace Hopkins at Portage Northern (10/03/2025)
	1	Nate Schmitt vs Mattawan (10/10/2025)
	1	James Atterbery vs Mattawan (10/10/2025)
Long Reception	72	James Atterbery vs Mattawan (10/10/2025)
Punts	3	Dominick Lignel at Portage Northern (10/03/2025)
Punting Avg	30.0	Dominick Lignel vs Mattawan (10/10/2025)
Long Punt	42	Dominick Lignel at Portage Northern (10/03/2025)
Long Punt Return	16	James Atterbery vs Gull Lake (09/19/2025)
Long Kickoff Return	27	Ish Dixon at Niles (08/29/2025)
	27	Gabe King vs Edwardsburg (09/05/2025)
Tackles	18	Isaac Codde at Niles (08/29/2025)
	18	Isaac Codde vs Edwardsburg (09/05/2025)
Sacks	1.0	Jackson Huber at Kalamazoo Loy Norrix (09/12/2025)
	1.0	Chase Pitcher at Kalamazoo Loy Norrix (09/12/2025)
	1.0	Riley Halverson vs Gull Lake (09/19/2025)
	1.0	Warren Schramm vs Lakeshore (09/26/2025)
Tackles For Loss	3.0	Dominick Lignel at Kalamazoo Loy Norrix (09/12/2025)
	3.0	Chase Pitcher at Kalamazoo Loy Norrix (09/12/2025)
	3.0	Nate Schmitt vs Lakeshore (09/26/2025)
Interceptions	1	Nate Schmitt at Kalamazoo Loy Norrix (09/12/2025)
	1	Dominick Lignel vs Gull Lake (09/19/2025)
	1	Gabe King vs Lakeshore (09/26/2025)
	1	Wes Hudson vs Mattawan (10/10/2025)



2025 St. Joseph Bears Football
St. Joseph Game Superlatives (as of Oct 12, 2025)
All games



TEAM GAME HIGHS

Rushes	64	at Kalamazoo Loy Norrix (09/12/2025)
	64	vs Lakeshore (09/26/2025)
Yards Rushing	511	vs Gull Lake (09/19/2025)
Yards Per Rush	9.5	vs Gull Lake (09/19/2025)
TD Rushes	7	vs Gull Lake (09/19/2025)
Pass attempts	23	vs Edwardsburg (09/05/2025)
Pass completions	11	vs Edwardsburg (09/05/2025)
Yards Passing	217	vs Edwardsburg (09/05/2025)
Yards Per Pass	15.8	vs Mattawan (10/10/2025)
TD Passes	2	vs Edwardsburg (09/05/2025)
	2	at Portage Northern (10/03/2025)
	2	vs Mattawan (10/10/2025)
Total Plays	75	at Portage Northern (10/03/2025)
Total Offense	657	vs Gull Lake (09/19/2025)
Yards Per Play	9.8	vs Gull Lake (09/19/2025)
Points	51	at Kalamazoo Loy Norrix (09/12/2025)
Sacks By	2	at Kalamazoo Loy Norrix (09/12/2025)
First Downs	29	vs Gull Lake (09/19/2025)
Penalties	8	at Kalamazoo Loy Norrix (09/12/2025)
	8	vs Gull Lake (09/19/2025)
Penalty Yards	64	vs Gull Lake (09/19/2025)
Turnovers	3	vs Edwardsburg (09/05/2025)
Interceptions By	1	at Kalamazoo Loy Norrix (09/12/2025)
	1	vs Gull Lake (09/19/2025)
	1	vs Lakeshore (09/26/2025)
	1	vs Mattawan (10/10/2025)
Punts	3	at Portage Northern (10/03/2025)
Punting Avg	30.0	vs Mattawan (10/10/2025)
Long Punt	42	at Portage Northern (10/03/2025)
Long Punt Return	16	vs Gull Lake (09/19/2025)



2025 St. Joseph Bears Football
St. Joseph Game Superlatives (as of Oct 12, 2025)
All games



OPPONENT INDIVIDUAL GAME HIGHS

Rushes	25	Kaden Griffiths, vs Lakeshore (09/26/2025)
Yards Rushing	211	Keniel Ortiz, at Portage Northern (10/03/2025)
TD Rushes	3	Aireus Jackson, at Portage Northern (10/03/2025)
	3	Keniel Ortiz, at Portage Northern (10/03/2025)
Long Rush	59	Cameron Hayden, vs Edwardsburg (09/05/2025)
Pass attempts	31	Zac Pfennig, vs Gull Lake (09/19/2025)
Pass completions	18	Zac Pfennig, vs Gull Lake (09/19/2025)
Yards Passing	255	Jonavan Hare, at Kalamazoo Loy Norrix (09/12/2025)
TD Passes	3	Jonavan Hare, at Kalamazoo Loy Norrix (09/12/2025)
	3	Nolan Jominy, vs Mattawan (10/10/2025)
Long Pass	73	Nolan Jominy, vs Mattawan (10/10/2025)
Receptions	4	LucasHutchinson, vs Gull Lake (09/19/2025)
	4	Donnell Brooks, vs Gull Lake (09/19/2025)
	4	P. Dougherty, vs Mattawan (10/10/2025)
Yards Receiving	94	P. Dougherty, vs Mattawan (10/10/2025)
TD Receptions	2	Javontay Smith, at Kalamazoo Loy Norrix (09/12/2025)
Long Reception	73	Nick DeYoung, vs Mattawan (10/10/2025)
Field Goals	2	Zachariah Jacob, vs Edwardsburg (09/05/2025)
Long Field Goal	27	Zachariah Jacob, vs Edwardsburg (09/05/2025)
	27	Kai Jensen, vs Mattawan (10/10/2025)
Punts	4	Zac Pfennig, vs Gull Lake (09/19/2025)
Punting Avg	44.0	Kaden Griffiths, vs Lakeshore (09/26/2025)
Long Punt	57	Zac Pfennig, vs Gull Lake (09/19/2025)
Long Punt Return	2	Lucas Pinder, at Portage Northern (10/03/2025)
Long Kickoff Return	37	Demetrius Benne, at Kalamazoo Loy Norrix (09/12/2025)
Tackles	12	Rylan Lowe, at Portage Northern (10/03/2025)
Sacks	1.0	Bryce Young, at Niles (08/29/2025)
	1.0	Dylan Mendenhal, vs Edwardsburg (09/05/2025)
	1.0	Mitch Zuhl, vs Lakeshore (09/26/2025)
	1.0	Rylan Lowe, at Portage Northern (10/03/2025)
	1.0	Aireus Jackson, at Portage Northern (10/03/2025)
	1.0	Josh Jordan, at Portage Northern (10/03/2025)
Tackles For Loss	4.0	Za'Shawn Arnold, at Kalamazoo Loy Norrix (09/12/2025)
Interceptions	2	Bryce Zache, at Niles (08/29/2025)



2025 St. Joseph Bears Football
St. Joseph Game Superlatives (as of Oct 12, 2025)
All games



OPPONENT TEAM GAME HIGHS

Rushes	62	vs Edwardsburg (09/05/2025)
Yards Rushing	373	at Portage Northern (10/03/2025)
Yards Per Rush	7.8	at Portage Northern (10/03/2025)
TD Rushes	6	at Portage Northern (10/03/2025)
Pass attempts	31	vs Gull Lake (09/19/2025)
Pass completions	19	at Kalamazoo Loy Norrix (09/12/2025)
Yards Passing	292	at Kalamazoo Loy Norrix (09/12/2025)
Yards Per Pass	14.3	at Niles (08/29/2025)
TD Passes	4	at Kalamazoo Loy Norrix (09/12/2025)
Total Plays	67	vs Edwardsburg (09/05/2025)
Total Offense	476	vs Mattawan (10/10/2025)
Yards Per Play	8.4	vs Mattawan (10/10/2025)
Points	42	at Portage Northern (10/03/2025)
Sacks By	3	at Portage Northern (10/03/2025)
First Downs	18	vs Edwardsburg (09/05/2025)
Penalties	14	at Kalamazoo Loy Norrix (09/12/2025)
Penalty Yards	96	at Kalamazoo Loy Norrix (09/12/2025)
Turnovers	2	at Kalamazoo Loy Norrix (09/12/2025)
Interceptions By	2	at Niles (08/29/2025)
Punts	4	vs Gull Lake (09/19/2025)
Punting Avg	44.0	vs Lakeshore (09/26/2025)
Long Punt	57	vs Gull Lake (09/19/2025)
Long Punt Return	2	at Portage Northern (10/03/2025)



2025 St. Joseph Bears Football
 St. Joseph Red-Zone Results (as of Oct 12, 2025)
 All games



St. Joseph Inside Opponent Red-Zone

Date	Opponent	Score	Times In RZ	Times Scored	Total Pts	Rush TDs	Pass TDs	FGs Made	Failed to score inside RZ						
									FGA	Down	Int	Fumb	Half	Game	
08/29/2025	at Niles	L 18-28	3	3	18	3	2	1	0	0	0	0	0	0	0
09/05/2025	EDWARDSBURG	L 37-40	3	3	24	3	3	0	0	0	0	0	0	0	0
09/12/2025	at Kalamazoo Loy Norrix	W 51-25	4	4	30	4	4	0	0	0	0	0	0	0	0
09/19/2025	GULL LAKE	W 46-7	6	4	26	4	4	0	0	0	2	0	0	0	0
09/26/2025	LAKESHORE	W 35-14	5	4	28	4	4	0	0	0	0	0	0	1	0
10/03/2025	at Portage Northern	L 36-42	2	2	14	2	2	0	0	0	0	0	0	0	0
10/10/2025	MATTAWAN	W 39-37	5	4	25	4	4	0	0	0	1	0	0	0	0
10/17/2025	at Battle Creek Central														
10/24/2025	PORTAGE CENTRAL														
Totals			28	24	165	24	23	1	0	0	3	0	0	1	0
24 of 28 (85.7%)															

Opponents Inside St. Joseph Red-Zone

Date	Opponent	Score	Times In RZ	Times Scored	Total Pts	Rush TDs	Pass TDs	FGs Made	Failed to score inside RZ						
									FGA	Down	Int	Fumb	Half	Game	
08/29/2025	at Niles	L 18-28	4	3	20	3	3	0	0	0	0	0	0	1	0
09/05/2025	EDWARDSBURG	L 37-40	5	4	20	2	2	0	2	1	0	0	0	0	0
09/12/2025	at Kalamazoo Loy Norrix	W 51-25	5	2	12	2	0	2	0	1	1	1	0	0	0
09/19/2025	GULL LAKE	W 46-7	3	1	7	1	1	0	0	0	2	0	0	0	0
09/26/2025	LAKESHORE	W 35-14	1	0	0	0	0	0	0	1	0	0	0	0	0
10/03/2025	at Portage Northern	L 36-42	4	4	28	4	4	0	0	0	0	0	0	0	0
10/10/2025	MATTAWAN	W 39-37	3	2	10	1	0	1	1	0	1	0	0	0	0
10/17/2025	at Battle Creek Central														
10/24/2025	PORTAGE CENTRAL														
Totals			25	16	97	13	10	3	3	3	4	1	0	1	0
16 of 25 (64.0%)															



2025 St. Joseph Bears Football
 St. Joseph By-Quarter Statistics (as of Oct 12, 2025)
 All games



3rd-Down Conversions

Date	Opponent	Score	Overall	1st Qtr	2nd Qtr	3rd Qtr	4th Qtr	Overtime
08/29/2025	at Niles	L 18-28	4-13 30.8	1-3 33.3	1-3 33.3	1-3 33.3	1-4 25.0	
09/05/2025	EDWARDSBURG	L 37-40	5-9 55.6	1-2 50.0	1-3 33.3	1-1 100.0	2-3 66.7	
09/12/2025	at Kalamazoo Loy Norrix	W 51-25	4-10 40.0	0-2 0.0	2-3 66.7	0-1 0.0	2-4 50.0	
09/19/2025	GULL LAKE	W 46-7	2-5 40.0	1-2 50.0	0-1 0.0	1-1 100.0	0-1 0.0	
09/26/2025	LAKESHORE	W 35-14	8-12 66.7	5-5 100.0	3-6 50.0	0-1 0.0	0-0 0.0	
10/03/2025	at Portage Northern	L 36-42	11-18 61.1	2-5 40.0	1-5 20.0	2-2 100.0	6-6 100.0	
10/10/2025	MATTAWAN	W 39-37	5-11 45.5	2-2 100.0	0-2 0.0	2-5 40.0	1-2 50.0	
10/17/2025	at Battle Creek Central							
10/24/2025	PORTAGE CENTRAL							
St. Joseph			39-78 50.0	12-21 57.1	8-23 34.8	7-14 50.0	12-20 60.0	0-0 0.0
Opponents			31-81 38.3	7-18 38.9	7-28 25.0	7-17 41.2	10-18 55.6	0-0 0.0

4th-Down Conversions

Date	Opponent	Score	Overall	1st Qtr	2nd Qtr	3rd Qtr	4th Qtr	Overtime
08/29/2025	at Niles	L 18-28	4-7 57.1	1-2 50.0	0-1 0.0	2-2 100.0	1-2 50.0	
09/05/2025	EDWARDSBURG	L 37-40	0-3 0.0	0-1 0.0	0-2 0.0	0-0 0.0	0-0 0.0	
09/12/2025	at Kalamazoo Loy Norrix	W 51-25	2-2 100.0	1-1 100.0	0-0 0.0	1-1 100.0	0-0 0.0	
09/19/2025	GULL LAKE	W 46-7	1-3 33.3	0-1 0.0	0-1 0.0	0-0 0.0	1-1 100.0	
09/26/2025	LAKESHORE	W 35-14	1-3 33.3	0-0 0.0	1-2 50.0	0-1 0.0	0-0 0.0	
10/03/2025	at Portage Northern	L 36-42	1-3 33.3	1-2 50.0	0-1 0.0	0-0 0.0	0-0 0.0	
10/10/2025	MATTAWAN	W 39-37	3-3 100.0	0-0 0.0	0-0 0.0	2-2 100.0	1-1 100.0	
10/17/2025	at Battle Creek Central							
10/24/2025	PORTAGE CENTRAL							
St. Joseph			12-24 50.0	3-7 42.9	1-7 14.3	5-6 83.3	3-4 75.0	0-0 0.0
Opponents			14-22 63.6	3-8 37.5	6-9 66.7	3-3 100.0	2-2 100.0	0-0 0.0

Time of Possession

Date	Opponent	Score	Overall	1st Qtr	2nd Qtr	3rd Qtr	4th Qtr	Overtime
08/29/2025	at Niles	L 18-28	20:54	5:50	5:13	6:05	3:46	
09/05/2025	EDWARDSBURG	L 37-40	12:43	3:03	3:09	3:58	2:33	
09/12/2025	at Kalamazoo Loy Norrix	W 51-25	25:10	5:51	3:56	5:49	9:34	
09/19/2025	GULL LAKE	W 46-7	20:58	4:51	4:23	6:42	5:02	
09/26/2025	LAKESHORE	W 35-14	24:37	8:26	8:53	2:29	4:49	
10/03/2025	at Portage Northern	L 36-42	23:20	7:34	5:27	3:52	6:27	
10/10/2025	MATTAWAN	W 39-37	19:27	2:13	3:10	7:41	6:23	
10/17/2025	at Battle Creek Central							
10/24/2025	PORTAGE CENTRAL							
St. Joseph			Total 147:09	37:48	34:11	36:36	38:34	0:00
			Avg. 21:01	5:24	4:53	5:13	5:30	0:00
Opponents			Total 186:57	46:12	49:49	47:24	43:32	0:00
			Avg. 26:42	6:36	7:07	6:46	6:13	0:00



2025 St. Joseph Bears Football
 St. Joseph Game Superlatives (as of Oct 12, 2025)
 All games



INDIVIDUAL GAME HIGHS

Rushes	31	Ish Dixon vs Lakeshore (09/26/2025)
Yards Rushing	177	Ish Dixon vs Lakeshore (09/26/2025)
TD Rushes	3	Ish Dixon vs Edwardsburg (09/05/2025)
	3	Ish Dixon vs Gull Lake (09/19/2025)
	3	Caden LeClear vs Lakeshore (09/26/2025)
	3	Ish Dixon at Portage Northern (10/03/2025)
Long Rush	80	James Atterbery at Kalamazoo Loy Norrix (09/12/2025)
Pass attempts	23	Hudson Corning vs Edwardsburg (09/05/2025)
Pass completions	11	Hudson Corning vs Edwardsburg (09/05/2025)
Yards Passing	217	Hudson Corning vs Edwardsburg (09/05/2025)
TD Passes	2	Hudson Corning vs Edwardsburg (09/05/2025)
	2	Caden LeClear vs Mattawan (10/10/2025)
Long Pass	72	Caden LeClear vs Mattawan (10/10/2025)
Receptions	6	Nate Schmitt vs Edwardsburg (09/05/2025)
Yards Receiving	112	Nate Schmitt vs Edwardsburg (09/05/2025)
TD Receptions	1	Nate Schmitt at Niles (08/29/2025)
	1	Nate Schmitt vs Edwardsburg (09/05/2025)
	1	Caden LeClear vs Edwardsburg (09/05/2025)
	1	Liam McAndrew at Kalamazoo Loy Norrix (09/12/2025)
	1	Nate Schmitt at Portage Northern (10/03/2025)
	1	Jace Hopkins at Portage Northern (10/03/2025)
	1	Nate Schmitt vs Mattawan (10/10/2025)
	1	James Atterbery vs Mattawan (10/10/2025)
Long Reception	72	James Atterbery vs Mattawan (10/10/2025)
Punts	3	Dominick Lignel at Portage Northern (10/03/2025)
Punting Avg	30.0	Dominick Lignel vs Mattawan (10/10/2025)
Long Punt	42	Dominick Lignel at Portage Northern (10/03/2025)
Long Punt Return	16	James Atterbery vs Gull Lake (09/19/2025)
Long Kickoff Return	27	Ish Dixon at Niles (08/29/2025)
	27	Gabe King vs Edwardsburg (09/05/2025)
Tackles	18	Isaac Codde at Niles (08/29/2025)
	18	Isaac Codde vs Edwardsburg (09/05/2025)
Sacks	1.0	Jackson Huber at Kalamazoo Loy Norrix (09/12/2025)
	1.0	Chase Pitcher at Kalamazoo Loy Norrix (09/12/2025)
	1.0	Riley Halverson vs Gull Lake (09/19/2025)
	1.0	Warren Schramm vs Lakeshore (09/26/2025)
Tackles For Loss	3.0	Dominick Lignel at Kalamazoo Loy Norrix (09/12/2025)
	3.0	Chase Pitcher at Kalamazoo Loy Norrix (09/12/2025)
	3.0	Nate Schmitt vs Lakeshore (09/26/2025)
Interceptions	1	Nate Schmitt at Kalamazoo Loy Norrix (09/12/2025)
	1	Dominick Lignel vs Gull Lake (09/19/2025)
	1	Gabe King vs Lakeshore (09/26/2025)
	1	Wes Hudson vs Mattawan (10/10/2025)



2025 St. Joseph Bears Football
St. Joseph Game Superlatives (as of Oct 12, 2025)
All games



TEAM GAME HIGHS

Rushes	64	at Kalamazoo Loy Norrix (09/12/2025)
	64	vs Lakeshore (09/26/2025)
Yards Rushing	511	vs Gull Lake (09/19/2025)
Yards Per Rush	9.5	vs Gull Lake (09/19/2025)
TD Rushes	7	vs Gull Lake (09/19/2025)
Pass attempts	23	vs Edwardsburg (09/05/2025)
Pass completions	11	vs Edwardsburg (09/05/2025)
Yards Passing	217	vs Edwardsburg (09/05/2025)
Yards Per Pass	15.8	vs Mattawan (10/10/2025)
TD Passes	2	vs Edwardsburg (09/05/2025)
	2	at Portage Northern (10/03/2025)
	2	vs Mattawan (10/10/2025)
Total Plays	75	at Portage Northern (10/03/2025)
Total Offense	657	vs Gull Lake (09/19/2025)
Yards Per Play	9.8	vs Gull Lake (09/19/2025)
Points	51	at Kalamazoo Loy Norrix (09/12/2025)
Sacks By	2	at Kalamazoo Loy Norrix (09/12/2025)
First Downs	29	vs Gull Lake (09/19/2025)
Penalties	8	at Kalamazoo Loy Norrix (09/12/2025)
	8	vs Gull Lake (09/19/2025)
Penalty Yards	64	vs Gull Lake (09/19/2025)
Turnovers	3	vs Edwardsburg (09/05/2025)
Interceptions By	1	at Kalamazoo Loy Norrix (09/12/2025)
	1	vs Gull Lake (09/19/2025)
	1	vs Lakeshore (09/26/2025)
	1	vs Mattawan (10/10/2025)
Punts	3	at Portage Northern (10/03/2025)
Punting Avg	30.0	vs Mattawan (10/10/2025)
Long Punt	42	at Portage Northern (10/03/2025)
Long Punt Return	16	vs Gull Lake (09/19/2025)



2025 St. Joseph Bears Football
 St. Joseph Game Superlatives (as of Oct 12, 2025)
 All games



OPPONENT INDIVIDUAL GAME HIGHS

Rushes	25	Kaden Griffiths, vs Lakeshore (09/26/2025)
Yards Rushing	211	Keniel Ortiz, at Portage Northern (10/03/2025)
TD Rushes	3	Aireus Jackson, at Portage Northern (10/03/2025)
	3	Keniel Ortiz, at Portage Northern (10/03/2025)
Long Rush	59	Cameron Hayden, vs Edwardsburg (09/05/2025)
Pass attempts	31	Zac Pfennig, vs Gull Lake (09/19/2025)
Pass completions	18	Zac Pfennig, vs Gull Lake (09/19/2025)
Yards Passing	255	Jonavan Hare, at Kalamazoo Loy Norrix (09/12/2025)
TD Passes	3	Jonavan Hare, at Kalamazoo Loy Norrix (09/12/2025)
	3	Nolan Jominy, vs Mattawan (10/10/2025)
Long Pass	73	Nolan Jominy, vs Mattawan (10/10/2025)
Receptions	4	Lucas Hutchinson, vs Gull Lake (09/19/2025)
	4	Donnell Brooks, vs Gull Lake (09/19/2025)
	4	P. Dougherty, vs Mattawan (10/10/2025)
Yards Receiving	94	P. Dougherty, vs Mattawan (10/10/2025)
TD Receptions	2	Javontay Smith, at Kalamazoo Loy Norrix (09/12/2025)
Long Reception	73	Nick DeYoung, vs Mattawan (10/10/2025)
Field Goals	2	Zachariah Jacob, vs Edwardsburg (09/05/2025)
Long Field Goal	27	Zachariah Jacob, vs Edwardsburg (09/05/2025)
	27	Kai Jensen, vs Mattawan (10/10/2025)
Punts	4	Zac Pfennig, vs Gull Lake (09/19/2025)
Punting Avg	44.0	Kaden Griffiths, vs Lakeshore (09/26/2025)
Long Punt	57	Zac Pfennig, vs Gull Lake (09/19/2025)
Long Punt Return	2	Lucas Pinder, at Portage Northern (10/03/2025)
Long Kickoff Return	37	Demetrius Benne, at Kalamazoo Loy Norrix (09/12/2025)
Tackles	12	Rylan Lowe, at Portage Northern (10/03/2025)
Sacks	1.0	Bryce Young, at Niles (08/29/2025)
	1.0	Dylan Mendenhal, vs Edwardsburg (09/05/2025)
	1.0	Mitch Zuhl, vs Lakeshore (09/26/2025)
	1.0	Rylan Lowe, at Portage Northern (10/03/2025)
	1.0	Aireus Jackson, at Portage Northern (10/03/2025)
	1.0	Josh Jordan, at Portage Northern (10/03/2025)
Tackles For Loss	4.0	Za'Shawn Arnold, at Kalamazoo Loy Norrix (09/12/2025)
Interceptions	2	Bryce Zache, at Niles (08/29/2025)



2025 St. Joseph Bears Football
St. Joseph Game Superlatives (as of Oct 12, 2025)
All games



OPPONENT TEAM GAME HIGHS

Rushes	62	vs Edwardsburg (09/05/2025)
Yards Rushing	373	at Portage Northern (10/03/2025)
Yards Per Rush	7.8	at Portage Northern (10/03/2025)
TD Rushes	6	at Portage Northern (10/03/2025)
Pass attempts	31	vs Gull Lake (09/19/2025)
Pass completions	19	at Kalamazoo Loy Norrix (09/12/2025)
Yards Passing	292	at Kalamazoo Loy Norrix (09/12/2025)
Yards Per Pass	14.3	at Niles (08/29/2025)
TD Passes	4	at Kalamazoo Loy Norrix (09/12/2025)
Total Plays	67	vs Edwardsburg (09/05/2025)
Total Offense	476	vs Mattawan (10/10/2025)
Yards Per Play	8.4	vs Mattawan (10/10/2025)
Points	42	at Portage Northern (10/03/2025)
Sacks By	3	at Portage Northern (10/03/2025)
First Downs	18	vs Edwardsburg (09/05/2025)
Penalties	14	at Kalamazoo Loy Norrix (09/12/2025)
Penalty Yards	96	at Kalamazoo Loy Norrix (09/12/2025)
Turnovers	2	at Kalamazoo Loy Norrix (09/12/2025)
Interceptions By	2	at Niles (08/29/2025)
Punts	4	vs Gull Lake (09/19/2025)
Punting Avg	44.0	vs Lakeshore (09/26/2025)
Long Punt	57	vs Gull Lake (09/19/2025)
Long Punt Return	2	at Portage Northern (10/03/2025)