



BEARS GAMEDAY 2021

"RAISE HIGH OUR MAIZE AND BLUE UNTIL THE FIGHT IS WON" - TEAM 106

Game 13 – Saturday, November 20, 2021 – 1:00 p.m. – David McKenzie Stadium – Jenison, MI

2021 Season Schedule	
	Friday, 8/27/21 – 7:00 PM vs. Mattawan WIN 34-19
	Thursday, 9/2/21 – 7:00 PM at Battle Creek Central WIN 62-30
	Friday, 9/10/21 – 7:00 PM vs. Potage Northern WIN 21-3
	Friday, 9/17/21 – 7:00 PM at Kalamazoo Central WIN 29-13
	Friday, 9/24/21 – 7:00 PM vs. Okemos WIN 75-0
	Friday, 10/1/21 – 7:00 PM at Portage Central OT LOSS 30-36
	Friday, 10/8/21 – 7:00 PM vs. Lakeshore LOSS 28-35
	Friday, 10/15/21 – 7:00 PM at Chelsea LOSS 14-24
	Friday, 10/22/21 – 7:00 PM vs. Battle Creek Lakeview LOSS 10-16
	Friday, 10/29/21 – 7:00 PM at Zeeland West WIN 29-26
	Friday, 11/5/21 – 7:00 PM at Lakeshore WIN 17-14
	Friday, 11/12/21 – 7:00 PM vs. Parma Western WIN 49-13
	Saturday, 11/20/21 – 7:00 PM vs. DeWitt at David McKenzie Stadium, Jenison

St. Joseph Bears Media
FM Radio/Internet: News/Talk/Sports 94.9 WSJM wsjm.com / wsjmsports.com Mike Arney (play by play) Bret Witkowski (analyst)
Internet Only Audio: St. Joseph Bears Sports Network sjbearssports.com Sam O'Toole (play by play) Brent Lesniak (analyst)
Home Video Stream: NFHS Network nfhsnetwork.com
Print Media: The Herald Palladium theh-p.com
Social Media: Facebook facebook.com/SJFootball Twitter twitter.com/stjoefootball Instagram @stjoefootball St. Joe Athletic Department Twitter twitter.com/sjbearssports St. Joe Athletic Department Instagram @sjbearssports

MHSAA Division 3 Playoffs – State Semifinals			
ST. JOSEPH BEARS		DEWITT PANTHERS	
			
Team Record:	8-4	Team Record:	11-1
Conference Record: (SMAC)	4-3	Conference Record: (CAAC-Blue)	6-0
Enrollment:	1,020	Enrollment:	1,009
MHSAA Class/Football Division:	A-D3	MHSAA Class/Football Division:	A-D3
Last Game:	11/12/2021 St. Joe 49, Parma Western 13	Last Game:	11/13/2021 DeWitt 42, Cedar Springs 14
Head Coach:	Andrew Pratley 3 rd season (21-10) vs. DeWitt (0-2) (0-1 at SJ) 0-1 at West Branch	Head Coach:	Rob Zimmerman 23 rd season (233-46) vs. St. Joseph (2-0)

ST. JOSEPH VS. DEWITT GAME NOTES

The Opening Drive:

It's rare when it happens, but tonight's semifinal does have some recent history in the regular season. St. Joseph and DeWitt have met twice in the last four seasons. The 2018 matchup came at Dickinson Stadium in St. Joe, and 2019 taking place at Memorial Stadium in DeWitt. The Panthers won both matchups 38-10 and 30-14.

The Bears:

The St. Joe defense held Parma Western to just 17 total yards in the first quarter, while the St. Joe offense put up 101 yards all on the ground and scored 3 touchdowns, jumping out to a 21-0 lead and the Bears cruised to a 49-13 win over Western in the Regional Finals last week. Joron Brown and Trey McGinnis each rushed for 3 touchdowns, and quarterback Matt Lanier threw just one pass, a 16 touchdown to Riley Biggins. Brown had 94 yards on the ground and McGinnis at 92. Lanier himself ran for 74 yards. Malik Immoos led the Bears on defense with 6 tackles, 1 for loss and a 16 yard interception, which set up the 2nd Bears touchdown.

The Panthers:

DeWitt is back in the state semifinals for the fourth straight year after DeWitt beat Cedar Springs 42-14 at Grand Ledge High School last Saturday. Nick Flegler recorded 3 touchdowns for DeWitt, 2 of them on the ground and a third through the air. DeWitt coach Rob Zimmerman is now 233-46 in his 23 seasons at the helm.

It "Bears" Mentioning

It's rare that teams, who meet this late into a season, to have multiple common opponents. But that's the case this year. As the SMAC and the CAAC-Blue have had a scheduling agreement between the two conferences. St. Joseph defeated Okemos 75-0 in week 5, and DeWitt beat Okemos 65-0 the following week. Lakeshore is the other common opponent, St. Joe lost to the Lancers 35-28 in week 7, but then beat the Lancers 17-14 in the District Finals. DeWitt defeated Lakeshore 50-14 in the regular season finale.

TEAM 106...

##	NAME	Yr.	Pos.	Ht	Wt.
2	DAVIS CROSSMAN	9	QB	5'9	150
--	PRESTON NICHOLS	12	QB/DB	6'3	170
3	TROY SIMS	12	CB	6'2	165
4	TREY MCGINNIS	11	RB/DB	5'11	165
5	CALEB GAREY	11	CB	6'2	180
6	JORON BROWN	11	RB/LB	6'0	180
7	HUDSON LANGE	11	S	5'7	145
8	DYLAN STEVENS	11	WR	6'1	180
9	MATTHEW LANIER	11	QB	6'4	180
10	BRYSTUN MAYBERRY	12	CB	6'0	170
11	MALIK IMMOOS	12	LB	6'2	180
12	COLE LAKIN	11	S	6'0	170
13	JORDAN BELL	11	WR	5'9	145
14	THOMAS MOORE	11	RB	5'7	165
15	EIAN NELSON	11	LB	5'11	165
16	HUNTER HALL	11	DE	5'6	200
17	JACKSON LANE	10	QB	6'0	175
18	BOBBY NATE	11	WR	6'0	170
19	CHARLIE HALSTEAD	9	WR	5'10	150
20	BEN ZAROTNEY	11	CB	5'10	145
21	DEREK HENRIQUEZ CRUZ	10	RB	5'6	160
22	ELIJAH TURNER	11	LB	6'0	190
23	SAHASKRIT SINGH	12	DL	5'11	215
24	KARSEN SHAFER	10	TE	6'0	190
25	BRADY VERHAGE	9	RB	5'8	145
25*	CONAGHER BRIGGS	11	TE	5'9	160
27	ANDREW BARLOW	10	RB/LB	5'11	175
30	JP HEAPS	10	CB	5'8	130
31	JULIUS DAVIS	11	LB	5'7	230
32	JACK LAWRENCE	10	LB	5'11	150
33	JAMIER PARKER-HERSEY	10	LB	5'10	150
34	MARQUAN VAUGHN-BELL	11	LB	5'5	160
35	MAGUIRE LANGE	9	S	5'9	150
40	GAVIN KELLER	9	LB	5'10	140
41	DYLAN CHAPMAN	9	RB	5'6	140
42	RABAH JAFFAL	12	S	5'11	160
43	LUCAS PFEIFER	10	WR	6'0	130

##	NAME	Yr.	Pos.	Ht	Wt.
44	JUSWIN JUDGE	10	LB	6'2	170
45	RILEY BIGGINS	11	TE	6'3"	200
50	TJ BRODERICK	12	DL	6'0	180
51	MARIOUS ALEXANDER	12	DT	5'9	175
52	DOMINIC DUBINOFF	11	DT	5'5	160
53	EVAN WILKES	9	DT	5'0	110
54	JAMES BEHRMAN	12	G	6'1"	170
55	JERRY CAPACCIO	11	T/DL	6'1"	230
56	TROY PAINTER	11	G	5'9"	220
57	ANTHONY IMOOS	9	DE	6'0	150
58	MATT MORRIS	12	T	6'1"	190
59	OWEN POOLE	10	C	5'5	205
60	LANDON McIVER	10	DT	5'8	135
61	BRANDON JONES	12	C	5'8	180
62	JACKSON MILNICKEL	9	OL	5'5	155
63	MATTHEW GOLLADAY	11	DT	6'1"	230
64	AIDAN JOHNSON	9	DL	5'10	177
65	NATE SPARKMAN	12	DL	6'1"	265
66	CONNOR HUIZENGA	10	DT	5'9"	220
67	DHRUV ZAVERI	10	G	5'6"	270
68	LUKE BENNETT	11	G	5'11	240
70	CHRISTIAN FEIKEMA	11	G	6'2"	180
71	CADEN HANKINS	11	G	5'5"	190
72	LUKE HARTFIELD	12	T	6'1"	190
73	ANDREW NATE	9	T	5'11	180
74	MARIO GALVAN	11	DT	5'7	245
75	DONTRANAE MILLER	9	DT	5'9	200
76	CAMDEN KING	9	G	5'11	195
77	JOEY SICURELLO JR.	12	DT	5'9"	225
78	JOSH NICHOLSON	12	DT	6'1"	190
79	RUSTY KLAER	9	T/K	6'0	220
80	ROBERT DELONG	9	WR	6'1	165
87	COLE TONEY	12	WR	6'4	175
88	COOPER TRUMBLY	11	WR	5'9"	150
97	BLAKE SICURELLO	9	S	5'6	128
98	MAX TAYLOR	11	K/P	5'10"	155
99	WILLIAM DODSON	12	DE	6'2"	185

HEAD COACH: ANDREW PRATLEY (3RD SEASON)

ASSISTANTS: STEVE GRAZIANO, BEN JAGER, BILL FOSTER, AARON OLMSTED, JASON CATANIA, BILL SHERMAN, BOB YACK, MICHAEL PRATLEY, SAM WALLACE, IAN BROWN, DAN MCGINNIS, KAMERON STORTZ, LOGAN JONES, RYAN KLAER, JASON LECLEAR, KEVIN MCLAUGHLIN, KODY MCLAUGHLIN, KORY MCLAUGHLIN, ANDY BLOMGREN, LUKE HEDSTROM

QUICK FACTS...

Series History: DeWitt leads 2-0 St. Joseph points: 24 Western points: 69 Games Decided by 3 Points or Less: 0-0 Games Decided by 7 Points or Less: 0-0 Games Decided by 10 Points or More: Dew. 2-0 St. Joseph's Longest Winning Streak: none 1 st Meeting St. Joseph Longest Losing Streak: 2 2018-current Current St. Joseph Streak: Los 2 Biggest St. Joe Win: none Biggest St. Joe Loss: none Last St. Joe Home Win: none Last St. Joe Road Win: none Last DeWitt Home Win: 2019 (30-14) Last DeWitt Road Win: 2018 (39-10)	Enrollment: 1,026 (Class A, Football Division 3) School Type: Public Superintendent: Jenny Fee Assistant Superintendent: Kelly Gaideski Principal: Greg Blomgren Assistant Principal: Jim Berry Athletic Director/Assistant Principal: Kevin Guzzo Nickname: Bears Colors: Maize and Blue Fight Song: St. Joseph Fight Song Conference: Southwest Michigan Athletic Conference, Charter member since 1931 First Year of Football Competition: 1913 All-Time Record: 554-373-34 (106 th season) *(No teams in 1916-18, influenza and WWI) State Titles: 0 Runner Up: 1, 1988 (Class B) S.M.A.C. Conference/Division Championships (Last): 37 (2020) Undefeated Seasons: (10) (1938, 71, 73, 80, 84, 86, 87, 88, 07, 08) Longest regular season winning streak: 37 - 9/26/86-9/30/89 Playoff Appearances: (21) – B:80,84,86,87,88; BB:90,96,97; 3:99,06,07,08,09,10,11,13,15,16,17,18,19,20 Retired Jersey's: 82 Rob Fredrickson (Class of 1989) – Jersey retired on January 5, 1999
--	---


THE BEARS WHEN...

Overall Record:	8-4 (0.667)
Home Record:	4-2 (0.667)
Road Record:	4-2 (0.667)
Neutral Site Record:	0-0 (0.000)
Conference Record:	4-3 (0.571)
St. Joseph scores first:	6-4 (0.600)
Opponent scores first:	2-0 (1.000)
Scoring 21 points or more:	7-2 (0.778)
Scoring 20 points or less:	1-2 (0.333)
Allowing 21 points or more:	2-3 (0.667)
Allowing 20 points or less:	5-1 (0.833)
Leading at the half:	7-2 (0.778)
Tied at the half:	0-1 (0.000)
Trailing at the half:	1-1 (0.500)
Leading after 3 quarters:	8-3 (0.727)
Tied after 3 quarters:	0-0 (0.000)
Trailing after 3 quarters:	0-1 (0.000)
Takeaways / Giveaways:	29/12 (+17)
Points scored off turnovers:	131
Points allowed off turnovers:	23
Points scoring on game opening drive:	41
Points allowed on game opening drive:	9
Scored on game opening drive:	6/12
Scored against on opening drive:	2/12

2021 Opponents...

<i>Team</i>	<i>Record</i>	<i>%</i>
Mattawan	4-6	0.400
Battle Creek Central	3-5	0.375
Portage Northern	3-6	0.333
Kalamazoo Central	2-7	0.222
Okemos	0-9	0.000
Portage Central	9-2	0.818
Lakeshore	7-4	0.636
Chelsea	12-0	1.000
Battle Creek Lakeview	7-4	0.636
*Zeeland West	6-3	0.667
*Lakeshore	7-4	0.636
*Parma Western	8-4	0.667
*DeWitt	11-1	0.917
Opponents overall record: 79-55 (0.590)		
St. Joseph Record: 8-4 (0.667)		
*-Playoffs		

ON THE SIDELINES...

Year	Coach	Record	ST. JOSEPH BEARS FOOTBALL COACHING HISTORY	Head Coach: Andrew Pratley	
1913	Whitehead	3-4		ST. JOSEPH BEARS FOOTBALL COACHING HISTORY	<p>Coach Pratley is in now in his third season as Head Coach of the St. Joe Bears. Coach Pratley is also in his 23rd year of coaching. He served as an assistant coach at Adrian High School for 1 year, Mio High School for 4 before spending 9 years as Head Coach of Ogemaw Heights High School and the past 6 years as Head Coach of Holland High School. Coach Pratley is a 1996 graduate of Frankfort High School. He graduated from Adrian College in 2000 with a Bachelors degree and earned his Masters Degree in Administration from the University of Phoenix in 2008. He is currently the Assistant Principal at Brown Elementary School. He is happily married to his beautiful wife Kristen for the past 20+ years and together they have three children, Ellison who currently is a senior at Valparaiso University, Troy, who just graduated last spring from St. Joe is at Concordia University Chicago, and Breanne a junior at St. Joe High School.</p> 
1914	Berry	2-6			
1915	Gardner	0-6-1			
1916-1918	No Teams				
1919-1920	Gordon Gabal	12-6-1			
1921-1931	Henry Howe	50-39-11			
1932	Fred Harrsen	1-7-1			
1933	Henry Howe	4-3-1 (54-42-12)			
1934-1935	Ronald Finch	12-3-2			
1936-1946	Harry Lee	53-31-5			
1947-1948	Jack Petosky	7-5-3			
1949-1950	Jay Eldred	8-8			
1951-1953	Walt Gephart	10-13-1			
1954-1963	Dick Higgs	43-31-7			
1964-1967	Willis Koontz	13-22			
1968-2001	Ivan "Ike" Muhlenkamp	211-110-1			
2002-2005	John Van Wagoner	7-29			
2006-2010	Elliot Uzelac	45-13			
2011-2018	Gandalf Church	53-28			
2019-	Andrew Pratley	21-10			
SAINT JOSEPH FIGHT SONG					
Fight on to victory, As we shout our battle cry! Fight on, old Varsity, As the Bears go marching by. We'll sing a toast or two, For every loyal son, (and daughter) Raise high our maize and blue, Until the fight is won! F-I, F-I-T-E, Fight! So, Bears, fight with all your might! We're right, so fight, we're conquerors tonight! Fight on to victory, As we shout our battle cry! Fight on, oh Varsity, As the Bears go marching by. We'll sing a toast or two, For every loyal son, (and daughter) Raise high the maize and blue, Until the fight is won!					

2021 MHSAA DIVISION 3 PLAYOFFS**Division 3**District Semifinals**R1-D1 DeWitt 44, Ionia 14**

R1-D1 Mount Pleasant 37, Marquette 6

R1-D2 Muskegon 35, Lowell 7

R1-D2 Cedar Springs 45, Coopersville 6

R2-D1 Lakeshore 30, Zeeland East 23 – OT

R2-D1 St. Joseph 29, Zeeland West 26

R2-D2 Battle Creek Harper Creek 32, Richland Gull Lake 6

R2-D2 Parma Western 15, Mattawan 0

R3-D1 Mason 40, South Lyon East 13

R3-D1 Haslett 28, Pinckney 7

R3-D2 Bloomfield Hills Brother Rice 58, Auburn Hills Avondale 0

R3-D2 Orchard Lake St Mary's 34, Flint Kearsley 12

R4-D1 Detroit Martin Luther King 55, Warren Fitzgerald 12

R4-D1 River Rouge 14, Harper Woods 6 – OT

R4-D2 Gibraltar Carlson 27, Trenton 2

R4-D2 Allen Park 28, Riverview 20

District Finals**R1-D1 DeWitt 50, Mount Pleasant 26**

R1-D2 Cedar Springs 21, Muskegon 14

R2-D1 St. Joseph 17, Lakeshore 14

R2-D2 Parma Western 41, Battle Creek Harper Creek 28

R3-D1 Mason 27, Haslett 21

R3-D2 Bloomfield Hills Brother Rice 32, Orchard Lake St Mary's 19

R4-D1 Detroit Martin Luther King 33, River Rouge 12

R4-D2 Allen Park 28, Gibraltar Carlson 7

Regionals**R1 DeWitt 42, Cedar Springs 14****R2 St. Joseph 49, Parma Western 13**

R3 Mason 20, Bloomfield Hills Brother Rice 17

R4 Detroit Martin Luther King 28, Allen Park 7

Semifinals**SF1 St. Joseph (8-4) 51.778 vs DeWitt (11-1) 76.667 @ Jenison – S 1:00 PM**

SF2 Mason (10-2) 56.111 vs Detroit Martin Luther King (11-1) 76.722 @ Wayne Memorial High School – S 1:00 PM

OPPONENT'S LAST GAME – 11/13/21 – DEWITT 42, CEDAR SPRINGS 14**Nick Flegler, defense help DeWitt football roll past Cedar Springs for regional title**

Brian Calloway – Lansing State Journal

GRAND LEDGE — Nick Flegler started his football career primarily as a defensive player a few years ago.

As the years progressed, the responsibilities have gradually increased for the senior athlete.

And that's led to Flegler showcasing his many abilities this fall for the DeWitt football team while taking on an expanded offensive role.

Flegler added to his strong season Saturday with three touchdowns while helping the Division 3 No 2-ranked Panthers to a 42-14 victory over No. 7 Cedar Springs in a regional final at Grand Ledge High School.

Flegler had nine carries for 76 yards and two scores and added 35 yards receiving and a touchdown to help DeWitt (11-1) capture a fourth straight regional championship and advance to next week's state semifinal against St. Joseph.

"(The coaches) have kept coaching me up and introducing me to new positions and different tactics and plays, so all (the credit) goes to them (for my success)," said Flegler, who added eight tackles on defense. "They've done an incredible job of switching me from soccer to football."

Last year marked the first taste Flegler got of playing offense for the Panthers. He ended his season strong with a big performance in the state championship victory over River Rouge. Now he's one of the key cogs that have DeWitt a win away from a return trip to Ford Field.

"Nick has been unbelievable all season," DeWitt coach Rob Zimmerman said. "He just at times gets overshadowed by Ty (Holtz) and Tommy (McIntosh). He's super explosive and we're not surprised at all.

"We have those four seniors that are all three-year starters with Bryce DeBri, too. Those four players - they're as good as high school football players get."

Holtz threw for two scores and ran for a score, DeBri had a rushing touchdown and McIntosh hauled in a touchdown pass to also contribute offensively.

Defense sets tone for Panthers

Flegler was also part of a strong defensive outing for the Panthers, who had several big plays early that set the tone.

DeWitt got a fourth-down stop to end Cedar Springs' opening drive. The Panthers forced turnovers on the next two drives, with Bryce Kurncz adding an interception and DeBri recovering a fumble.

Landon Taber had a team-high 12 tackles for DeWitt, which had a 21-0 advantage at the half and didn't surrender points until late in the third quarter.

"The defense played great," Zimmerman said. "Coach (Kyle) Haskell, our defensive coordinator, coach (John) Vertalka, coach (Phil) Wilson - our defensive staff did a phenomenal job getting our guys ready today for this game. The kids executed really, really well."

Winning for Coach Fray

Saturday's win for the Panthers was also about honoring assistant coach and elementary physical education teacher Marcus Fray, who died on Monday. DeWitt observed a moment of silence for Fray prior to the game and sported helmet stickers with the initials "FS" to symbolize the community's #FrayStrong movement.

"Coach Fray would have wanted us to focus on football and we went out here and focused on it and got the job done for him," Flegler said.

Zimmerman said it has been a tough week for his program because of the impact Fray made.

"For us, honestly, to win that (regional) today (was big)," Zimmerman said. "His whole family was here. All the parents and all the relatives were all here for the game today so it was awesome for us to get that win for him and for them."

MEDIA AND BROADCAST PARTNERS...

This season, St. Joseph fans will have multiple options to follow St. Joe Bears Football all year long

NEWS/TALK/SPORTS 94.9 WSJM

Now in their 23rd season, News/Talk/Sports 94.9 WSJM will again be the radio home to St. Joseph Bears football. New this year is a new voice calling the games, Mike Arney takes over as the voice of Bears football broadcasts after Phil McDonald became the Athletic Director at Lake Michigan Catholic High School this summer, back alongside Mike will be former Bear player Bret Witkowski. WSJM's live feed is broadcast inside the stadium concourse, so fans don't have to miss any of the action while at the concession stand. The audio is also available on their website at wsjm.com as well as the WSJM app for Android and Apple devices.

**ST. JOSEPH BEARS SPORTS NETWORK**

New this year is the addition of the St. Joseph Bears Sports Network. In association with the St. Joe Athletic Department, Joe Jason Media adds its 8th school broadcast network to its lineup. The St. Joseph Bears Sports Network will be broadcast to not only varsity football games, both home and on the road, but select volleyball, wrestling, as well as boys and girls basketball, and boys and girls soccer this season. The website-based internet broadcasts will be on their website at sjbearssports.com and will be done by Sam O'Toole and Brent Lesniak. Joe Jason Media has networks devoted to Lakeshore, Dowagiac, South Haven, Edwardsburg, Berrien Springs, Mattawan, DeWitt, and the Greater Muskegon area.

**NFHS NETWORK**

Bears fans that are unable to be at Dickinson Stadium can still watch the games live, or even watch the games again thanks to the NFHS Network. The NFHS Network is the official video streaming provider for the MHSAA and most high school sports governing bodies in the country. Viewers have to subscribe to the video streaming service for a monthly or yearly fee, and a portion of that fee is returned to the school. St. Joe has two NFHS Cameras at the high school, one located at Dickinson Stadium and the other in the Bear Den. This will allow nearly every athletic event taking place at either venue to be streamed online, and the camera is completely automatic and is not run by a camera operator. Plus the video features the live scoreboard on the bottom of the screen just as games on TV. The NFHS Network can be viewed on your desktop or laptop computer by just visiting the website at www.nfhsnetwork.com, and you can also download the NFHS Network app for Apple or Android devices. In addition to St. Joe, the NFHS Network has similar cameras at Lakeshore, Kalamazoo Central, Portage Northern and Portage Central, which can also be viewed by subscribers without any additional fee. In fact you can watch games from any school that has an NFHS Network camera.

**HERALD PALLADIUM**

Game stories, previews, and reporting from the Herald Palladium continues to be part of the high school football experience and of Southwest Michigan High School Sports altogether. The Herald Palladium has been a staple at St. Joseph Bears Football games both home and in many cases, the road as well. Subscribers of the local newspaper in actual print or on their website heraldpalladium.com will get the stories from the games and full color photos of all the action.

**OTHER BROADCAST OUTLETS:**

Television highlights are usually provided by media outlets in the South Bend or Kalamazoo/Grand Rapids markets. South Bend's WNDU (16), WSBT (22), and WBND (57), Kalamazoo's WWMT (3), Grand Rapids WOOD (8), WXMI (17), and WZZM (13) will occasionally have a highlight or two. Bears games against Lakeshore will be on 97.5 Y-Country WYTZ and the Lakeshore Lancers network. Games against Mattawan will be on the Mattawan Wildcats network. At Portage Central the PCTV student broadcast is available on YouTube.

THE RECORD BOOK...**Victories**

Consecutive, Regular Season only, No Ties

37 - 9/26/86-9/30/89

Consecutive Shutouts, No Ties

4 - 9/14-10/5/73 (Lakeshore, Muskegon Catholic Central, Dowagiac, Kalamazoo Loy Norrix)

3- 9/11-9/25/11 (Niles, Loy Norrix, Benton Harbor)

3 - 10/16-10/30/87 (Portage Northern, Kalamazoo Loy Norrix, South Haven)

3 - 9/26-10/10/86 (Benton Harbor, Portage Central, Niles)

Consecutive Winning Regular Seasons

11 - 1982-1992

8 - 2006-2013

6 - 1994-1999

6 - 2015-current

Ties**Lowest Scoring Tie Game**

0- 9/30/55 vs. Grand Haven (0-0)

10/4/68 vs. K. Loy Norrix (0-0)

Highest Scoring Tie Game

40- October 11, 1963 vs. Niles (20-20)

Season

2 - 1963, 9/20 vs. Buchanan (6-6), 10/11 vs.

Niles (20-20)

2 - 1963, 9/21 vs. Buchanan (13-13), 9/28 vs.

Dowagiac (6-6)

Consecutive Ties

2 - 1963, 9/21 vs. Buchanan (13-13), 9/28 vs.

Dowagiac (6-6)

Last Tie Game

10/4/68 - SJ 0, KLN 0

Scoring**Game (min 45)****75 - SJ 75, Okemos 0 - 9/24/21**

67 - SJ 67, BCC 35 - 9/19/08

62 - SJ 62, BCC 30 - 9/2/21

61 - SJ 61, KLN 14 - 10/25/85

59 - SJ 59, BH 8 - 10/3/14

59 - SJ 59, NIL 26 - 10/9/15

58 - SJ 58, SH 0 - 10/30/87

57 - SJ 57, SH 0 - 9/5/97

56 - SJ 56, GL 13 - 10/30/09

55 - SJ 55, NIL 7 - 9/6/19

55 - SJ 55, KLN 6 - 9/21/18

55 - SJ 55, NIL 26 - 9/27/13

55 - SJ 55, KLN 7 - 9/17/10

55 - SJ 55, PN 0 - 10/16/87

55 - SJ 55, MAT 7 - 10/9/09

54 - SJ 54, GL 14 - 10/16/20

52 - SJ 52, GL 6 - 9/3/15

52 - SJ 52, BUC 7 - 11/7/58

49 - SJ 49, Parma Western 13 - 11/12/21

49 - SJ 49, MAT 7 - 10/12/07

49 - SJ 49, LKS 14 - 10/26/07

49 - SJ 49, PC 22 - 10/25/74

48 - SJ 48, KLN 6 - 9/1/16

48 - SJ 48, KLN 0 - 10/26/84

48 - SJ 48, PN 0 - 9/12/97

48 - SJ 48, NIL 0 - 9/11/09

48 - SJ 48, KC 7 - 8/28/14

47 - SJ 47, NIL 0 - 10/6/17

47 - SJ 47, PC 13 - 10/30/70

47 - SJ 47, SH 6 - 9/6/91

46 - SJ 46, KC 13 - 9/18/20

46 - SJ 46, SH 19 - 10/28/88

46 - SJ 46, MAT 6 - 10/17/08

45 - SJ 45, BCL 21 - 10/16/15

45 - SJ 45, BH 0 - 10/10/08

45 - SJ 45, CHI Luther 6 - 9/18/59

45 - SJ 45, NIL 21 - 10/11/96

Largest Margin of Victory**75 - SJ 75, Okemos 0 - 9/24/21****Lowest Scoring Win**

2 - SJ 2, PC 0 - 10/4/85

Safeties in a game

2 - SJ 37, MAR 7 - 8/27/10

Touchdowns in a game**11 - SJ 75, Okemos 0 - 9/24/21****Points Season (Min. 300)**

377 - 1997

344 - 2008

336 - 1984

329 - 1987

327 - 1988

Fewest Points Allowed -**Regular Season (under 80)**

43 - 1986

59 - 1961

62 - 1971, 2007

64 - 1973

65 - 1974

71 - 1980

77 - 1962

79 - 1960

First Downs

171 - 2007

Rushing Yards

2,272 - 2008

2,169 - 1987

Rushing Attempts

365 - 2017

358 - 2015

334 - 2008

333 - 2013

Passing Yards

1984 - 1984

Passing Attempts

232 - 2003

Passes Completed

102 - 1984

Fewest Yards Penalized

186 - 1978

Defense vs. Punt Return

-2 - 1987

Defense vs. Rush

484 - 1984

Defense vs. Pass

369 - 1995

Average Punt Return (Total Attempts)

20.0 (12) - 1994

Interceptions Allowed

18 - 1983

Fewest Interceptions by Opponents

1 (5 times) - 1988, 1989, 1990, 1991, 2010

Interceptions by**St. Joseph**

19 (2 times) - 1968, 1969

Most Fumbles Lost

23 - 1969

Fewest Fumbles Lost

3 - 2002

4 - 2010

Most Punts

54 - 2003

Fewest Punts

16 - 2008

17 - 2007

Most Blocked Punts

6 - 1983, 2008

Most Blocked Kicks (XP, FG, Punt)

9 - 2008

High Punt Average

42.8 - 1988

Kickoff Average

53.55 - 1999

Most Shutouts

4 (3 times) - 1984, 1985, 1986

**THE RECORD BOOK
(CONTINUED)****INDIVIDUAL RECORDS...****Passing****Attempts**

231-Andy Schueneman (2003)

Completed

98- Ethan Schweir (2007)

Yards

1793-Mike Gillette (1984)

Yards per completion

22.8- Dennis Patzer (1970)

Fewest Interceptions

1-Ebon Sanders (1988)/Phelan (1991)

Touchdown Passes

19-Ethan Schweir (2007)

Longest Touchdown Pass

84-Caleb Wright to James Barber (2001)

Receptions

45-Steve Preston (1984)

Receptions (Game)

11-Dan Lafond (2003)

Reception Yards

909-Steve Preston (1984)

Average Per Reception

34.5-Paul Gibeau (1987)

Touchdown Receptions

14-Scott Blasko (1996)

Special Teams**PAT Percentage**

100.0-Brett Virgil (2005)

100.0-Ryan Kitron (2011)

95.8-Mike Gillette (1984)

95.0-Josh Akins (2009)

94.6-Sean Akins (2015)

93.3-Brett Virgil (2006)

Most PAT's

38-Josh Akins (2009)

35-Mike Gillette (1984)/Brett Virgil

(2007), Sean Akins (2015)

Longest PAT Run (2 point**conversion)**

24-Nisbet (1971)

Field Goals (season)

9-Mike Gillette (1984)

9-Cullen Hoffman (2014)

9-Cullen Hoffman (2013)

9-Antonio Buhrfiend (2018)

Longest Field Goal

48-Brad Shushman (1999)

Longest Punt

71-Izak Ruddell (2016)

Kickoff Average

57.5-Cullen Hoffman(2013)

53.8-Sean Akins (2015)

53.6-Brad Shushman (1999)

53.4-Antonio Buhrfiend (2018)

Punt Average

42.8-Gary Layton

Field Goal Percentage

100-Greg Phelan (1990)/Jeff Smith

(1996)/Ethan Schweir (2006), Josh

Akins (2009)

Longest Kickoff Return for**Touchdown**

95-Griffin Shinrock (10/23/2020)

94-Mike Ryan (10/25/1974)

Longest Punt Return for**Touchdown**

96-Keith Demchinski (1994)

Blocked Punts For Touchdown

1-Fred Fenrick (1959), Johnston

(1973), Jones (1973), Brian Kubicki

(1989), Brandon Hobbs (1999),

Andy Radde(1999), Ty Taylor

(2010), Connor Robinson (2018),

Briggs Mosher (2018), Hunter

Kalamaros (2019), **Trey McGinnis****(2021)****Most Blocked Punts (season)**

4-Kubizna (1983),

Josh Weaver (2008)

Rushing**Yards (season)**

1,290-Ryan Haynes (2017)

1,289-Jamaal Jackson (2009)

1,215-Anthony Dunning (2002)

Yards (game)

391 – Jack Turak (11/1/13)

(Playoffs vs. Sturgis (43 carries)

Attempts (Season)

235-Anthony Dunning (2002)

Attempts (Game)

43-Jack Turak (2013) vs. STG

40-Jack Turak (2013) vs. PC

40-Henry Steele (1996)

Yards Per Carry Average

9.5 – Jamaal Jackson (2008)

7.5 – Justin Gambrell (2013)

7.5 – Tom Golba (1987)

Rushing Touchdowns (season)

21-Jamaal Jackson (2009)

18-Alex Smith (1980)/

Jason Sandusky (1992)

Rushing Touchdowns (game)

6-Drake Smith (2008)

Offense**Total yards (rush/receiving)**

1573-Gary Layton (1990)

Total Touchdowns (run/rec)

21-Jamaal Jackson (2009)

18-Alex Smith (1980)/

Jason Sandusky (1992)

Scoring**Points (season)**

139-Alex Smith (1980)

Defense**Tackles (season)**

104-Bryan Brown (1978)

Tackles (game)

22-Adam Baske (1997)

Sacks (game)

13-Jeff Morris (1982)

Tackles (season)

70-Andy Radde (1999)

Interceptions (season)

8-Ebon Sanders (1989)

Interceptions for Touchdown

2-Frank Olson (1973)

Doug Lincoln(1973)

CAREER RECORDS**Total Yards**

3533-Mike Ryan (1972-1974)

Total Rushing Yards

2985-Alex Rutherford (2009-12)

2366-Mike Ryan (1972-1974)

Rushing Touchdowns

35-Alex Rutherford (2009-12)

Total Rushing Attempts

530-Alex Rutherford (2009-2012)

440-Gary Layton (1988-1990)

Total Passing Yards

3,055-Mike Gillette (1982-1984)

Total Passing Touchdowns

29-Mike Gillette (1982-84)

28-Ethan Schweir (2004-07)

Receptions

72-Steve Preston (1983-1984)

Touchdown Receptions

14-Steve Preston (1983-84)/

Scott Blasko (1995-96)

Reception Yards

1368-Steve Preston (1983-1984)

Passes Attempted

376-Andy Schueneman (2002-

2003)

Passing Percentage

63.5-Sean Guinane (2007-09)

60.4-Ethan Schweir (2004-07)

Interceptions

12-Mike Ryan (1972-1974)

Tackles

214-Bryan Brown (1977-1979)

PAT's Kicked

79-Brett Virgil (2005-2007)

Field Goals

19-Mike Gillette (1982-1984)

19-Cullen Hoffman (2012-2014)

Scoring

216-Alex Rutherford (2009-12)

212-Mike Ryan (1972-1974)

New record set in 2021

Cumulative records listed are regular season games only, playoff games do not count in record book, for season/career records.

Single game records are for season and playoff games.

WHEN WAS THE LAST TIME...**St. Joe scored first...**

... and won 11/12/21 vs. Parma Western (regionals) Won 49-13
 ... and lost 10/22/21 vs. Battle Creek Lakeview Lost 10-16

St. Joe got scored on first...

... and won 09/17/21 at Kalamazoo Central Won 29-13
 ... and lost 11/14/20 Lakeshore Lost 9-14

St. Joe scored at least six TD's in a game...

11/12/21 vs. Parma Western (regionals) Won 49-13

St. Joe allowed at least six TD's in a game...

11/01/19 at Edwardsburg (playoffs) Lost 8-42

St. Joe kicked a field goal in a game

... Max Taylor (19 yards) 11/05/21 at Lakeshore (districts) Win 17-14

St. Joe scored a safety...

11/14/20 vs. Lakeshore (districts) Loss 9-14
 ...Lakeshore punter ran out of the back of the endzone on a punt for a safety.

St. Joe gave up a safety...

10/22/21 vs. Battle Creek Lakeview Lost 10-16

St. Joe returned a kickoff for a touchdown...

... Hunter Hall 80 yards... 10/08/21 vs. Lakeshore Lost 28-35

St. Joe returned a punt for a touchdown...

... Trey McGinnis (recovered in endzone after block)... 09/27/21 at Battle Creek Central Win 62-30

St. Joe scored a 2-point conversion...

... Trey McGinnis run... 10/29/21 at Zeeland West (pre-districts) Won 29-26

St. Joe allowed a 2-point conversion...

10/29/21 at Zeeland West (pre-districts) Won 29-26

St. Joe scored a defensive touchdown

... by fumble... Joron Brown 42 yards 10/22/21 vs. Battle Creek Lakeview Lost 10-16
 ... by INT... Brystun Mayberry 25 yards 10/01/21 at Portage Central Lost 30-36 OT

St. Joe blocked...

... an extra point... Hudson Lange 09/17/21 at Kalamazoo Central Won 29-13
 ... a field goal... Devon Frenchko 10/05/18 at Battle Creek Lakeview Won 20-12
 ... a punt... Caleb Garey 09/27/21 at Battle Creek Central Won 62-30

St. Joe shut out an opponent...

09/24/21 vs. Okemos Won 75-0

St. Joe was shut out by an opponent...

10/09/20 at Lakeshore Lost 0-26

St. Joe played an overtime game...

... and won 10/31/08 vs. Wayland (pre-districts) Won 32-31
 ... and lost 10/01/21 at Portage Central Lost 30-36 OT
 ... at home 10/31/08 vs. Wayland (pre-districts) Won 32-31
 ... on the road 10/01/21 at Portage Central Lost 30-36 OT
 ... that went into 2 or more overtimes 10/28/01 vs. Benton Harbor Lost 27-28 2 OT

St. Joe played a team ranked in the AP Top 10

... and won 10/29/21 at Zeeland West (pre-districts) (D3#8) Won 29-26
 ... and lost 10/15/21 at Chelsea (D4 #1) Lost 14-24

THE BEAR TRADITIONS...**EARN YOUR NUMBERS**

When you look out on the field you will notice that many if not all of the Bears have numbers on the left side of their helmets. You may also notice that some may not. The numbers on the left side of the helmet must be earned. This is what is called Earning Your Numbers in the Saint Joseph Football program. Each week the varsity coaching staff discusses which players have earned their numbers. The criteria for earning your numbers are set by each senior class. Before every season each senior class develops what they believe are the behaviors of a champion. These behaviors are what are used for the criteria of earning your numbers. If a player's position coaches believe he is consistently exhibiting the behaviors of a champion he will be awarded his numbers. The player must maintain that consistency, or he could have his numbers taken away and have to earn them back. The goal is for every player to Earn His Numbers. This tradition began in Coach Church's second year in 2012.



The logo commemorating the 2015 season, which was the 100th season in St. Joseph football history.

Previous #1s

2013 Dan Carrick
 2014 Derek Burton
 2015 Eric Engel
 2016 Kevin Jones
 2017 Ryan Barlow
 2018 Nathan Long
 2019 Konner LaVanway
 2020 Troy Pratley

THE #1 JERSEY

The #1 jersey has a special status in the Saint Joseph Football program. Each year the coaching staff will decide which skill position player best exemplifies the Bear Football tradition of THE TEAM, THE TEAM, THE TEAM. That player will have the honor of wearing the #1 jersey. So look in your program and the young man who is in the #1 jersey you know is a young man of character. This tradition began in Coach Church's third year 2013.

THE #82 JERSEY

The number 82 is the only number that has been retired by St. Joseph. It belonged to 1989 Graduate Rob Fredrickson. After high school, Rob went on to Michigan State University, where he eventually started at linebacker. He was a three time all-Big Ten linebacker, four time Academic Big Ten and All-American. He was taken in the first round, number 22 overall by the Oakland Raiders. While in Oakland, Rob was selected to the NFL's All-Rookie team, eventually Rob came back home in 1998 at signed with the Detroit Lions then Arizona Cardinals a year later. Rob holds the modern era Cardinals team record of most number of tackles in a game. Which came against the New York Jets (22 tackles), in 1999. In the years that followed Rob's retirement from the NFL in 2003, he went on to be a part of the Arizona Cardinals radio network.

THE BANNER:

Every time the Bears take the field they do so with pride and passion. A display of that pride and passion is exhibited when the Bears rush onto the field and touch the banner before every game. The current banner was donated to the program by the 2013 seniors. This tradition began under Ike Coach Muhlenkamp.

THE MICHELLE KRUSE MEMORIAL VICTORY BELL:

The resounding clang of a bell echoing through a fall night in St. Joseph is a beautiful thing. After every victory the Bears ring the victory bell with pride. If the win was at home the bell will be rung immediately following the handshake line. If the victory was earned on the road you will hear the bell ringing late at night as the Bears arrive home from a joyous bus trip. The bell was donated by the Kruse family in memory of their daughter Michelle Kruse. The tradition began in Coach John VanWagoner's 2nd year in 2003, the first season in the new Dickinson Stadium. A new bell was acquired prior to the 2018 season.

THE HOME OF THE BEARS...

STEVE UPTON FIELD AT DICKINSON STADIUM

Completed: 2003 (18th season)**Seating Capacity:** 5,300 (3,500 home stands - 1,800 visitor stands)**Record Attendance:** 7,500 (9/28/07 – vs. Lakeshore) (SJ won 21-3)**Surface:** Natural Grass (2003-2017), Infilled Turf (2018-)**Record at Dickinson Stadium:** 70-32 (.686)**First game:** September 12, 2003 – St. Joseph 34, Kalamazoo Central 13**Press Box Phone:** (269) 926-3396**Wells Field – The Original**

The Bears first home field wasn't located very far from their current home. Wells Field on State Street in St. Joseph served as the home for the Bears from 1913 to 1949. Near the end of its use, the wooden covered grandstands were in danger of collapse and parking was an issue for fans. So the when the St. Joe schools acquired the title of the parcel of land a block away from Wells Field, it was then decided the school would need to have a new stadium. The grandstands at Wells Field were torn down. Wells Field is still in use by area youth. It is the home for the St. Joseph Baseball Association.

The first Dickinson Stadium

In the mid 1940's the St. Joseph School system acquired the title to a 40 acre parcel of land known as the Dickinson Estate. The area is where the current high school now stands. Around that same time the citizens of St. Joseph recognized the need for a new athletic and recreation area when problems at Wells Field made it difficult to continue to use the facility. It was then that the St. Joe residents got the ball rolling for a new facility. After receiving numerous recommendations by various experts, the planning committee, commissioned architect Robert V. Knox to develop the sketches and conceptual drawings of the stadium. The Board of Education would take these plans to the various service clubs around St. Joseph to rally the community involvement in the project. Every group that were presented the plans went on record as supporting it. The voters overwhelmingly passed the \$170,000 bond proposal on July 25, 1949 for the new stadium and track. A little over a year later, on September 22, 1950, the original Dickinson Stadium opened. The original Dickinson Stadium held its last event on October 19, 2001. In the 51 year history of the stadium it was the home to thousands of events, including football games, track meets, soccer games, band competitions, and commencement ceremonies.

The new Dickinson Stadium

The idea for a new stadium came about when a commission was charged with reviewing and making recommendations on the future of the facilities of the St. Joseph Public School system for the next 30-40 years. After a review of the old stadium, it was determined that to bring the stadium's aging and deteriorating steel support and infrastructure up to code would be a very expensive project. The commission visited newly constructed high schools around the Midwest and made recommendations for the St. Joe schools, including a new football stadium. In March of 2001 a plan for a bond proposal was presented to the St. Joe taxpayers, which not only included the new stadium, but also a new athletic fieldhouse and other various projects at the high school, and a new auxiliary gym, offices, library and orchestra room at Upton Middle School. The bond issue passed on September 25, 2001, less than a month later, the last game at the old Dickinson Stadium was played and demolition began.

While construction continued during the 2002 football season the varsity team played their "Home" games at Lakeshore's Al Stockman Stadium, Benton Harbor's Filstrup Field and at Bridgman High School. Upton Middle School was the home site for the JV and Freshmen teams. The stadium now also has an 8-lane running track, the old stadium had 7 and only 6 were useable. The first games were played on Thursday, September 4th, by the Freshman and JV teams who gave the stadium its first shakedown before the Grand Opening a week later. The official dedication was prior to the game between St. Joseph and Kalamazoo Central, which St. Joe won 34-13. The pregame ceremony included a fly-over by a US Air Force A-10 fighter jet. Less than a year after the opening, the new Dickinson Stadium had the honor of hosting country music and TV star Reba McEntyre for a performance benefiting Harbor Habitat for Humanity, the concert was part of Reba's 2004 tour which was sponsored by Whirlpool Corporation. The concert was held in front of a sold-out crowd of over 6,500 on July 20, 2004.

The scoreboard from the previous Dickinson Stadium, installed in 1998 was saved and relocated before being replaced prior to the 2016 season. The new scoreboard features a full color LED screen that shows live stats as the game progresses, videos, and enhanced animations. In 2018, thanks to a donation by the Upton Family, the playing surface was converted to artificial turf, prompting slight name change to Steve Upton Field at Dickinson Stadium.

	W	L	TTL	PCT
BATTLE CREEK CENTRAL	2	2	4	0.500
BATTLE CREEK HARPER CREEK	3	1	3	0.750
BATTLE CREEK LAKEVIEW	3	2	5	0.600
BENTON HARBOR	4	2	6	0.667
COLDWATER	2	1	3	0.667
DEWITT	0	1	1	0.000
DOWAGIAC	1	1	2	0.500
EDWARDSBURG	1	0	1	1.000
GRAND RAPIDS CHRISTIAN	1	0	1	1.000
GULL LAKE	5	0	5	1.000
JACKSON LUMEN CHRISTI	0	1	1	0.000
KALAMAZOO CENTRAL	5	0	5	1.000
KALAMAZOO LOY NORRIX	3	0	3	1.000
LAKESHORE	6	10	16	0.375
LANSING SEXTON	1	0	1	1.000
MARSHALL	3	1	4	0.750
MATTAWAN	5	2	7	0.714
NILES	8	1	9	0.889
OKEMOS	1	0	1	1.000
PARMA-WESTERN	1	0	1	1.000
PORTAGE CENTRAL	5	3	8	0.625
PORTAGE NORTHERN	6	2	8	0.750
STURGIS	2	1	3	0.667
UNIVERSITY OF DETROIT-JESUIT	0	1	1	0.000
WAYLAND-UNION	1	0	1	1.000
Total	70	32	102	0.686



SEASON RECAPS – 08/27/21 – ST. JOSEPH 34, MATTAWAN 19 – STEVE UPTON FIELD AT DICKINSON STADIUM

ST. JOSEPH – "Ground and pound" and "pound the rock" maybe old football cliches, but it's how the game is played, a strong running game is exactly what the Bears did in a season opening 34-19 win over Mattawan at Dickinson Stadium.

St. Joe outgained the visitors by 207 yards on the ground and had 4 different players score the 5 Bears touchdowns.

As expected, it was a slow start for both teams offenses as is typical in the first game of the season. As the first three possessions of the game ended with punts, but the offense was given a gift by Mattawan's special teams, Hudson Lange returned the punt down to the Mattawan 24-yard

line, but a personal foul penalty on Mattawan would set up St. Joe to start the next drive on the Mattawan 13 yard line. Trey McGinnis carried the ball for the 13 yards over 2 plays and the Bears had a 7-0 lead.

Mattawan's next drive was ended at the St. Joe 39-yard line on a Hudson Lange interception, Lange returned the ball to the Mattawan 34 yard line, but could do nothing with it.

Mattawan would score early in the 4th quarter on a touchdown pass from Andrew Keorkunian to Andrew Marucci, but the point after was blocked, keeping St. Joe ahead 7-6.

St. Joe would add to the lead on a 14-play, 74-yard drive, the final three plays were runs by Joron Brown, with the touchdown run from 5-yards out. St. Joe expanded the lead to 14-6.

After switching quarterbacks, Mattawan came within a yard of scoring late in the first half. But the Bear defense came up with another interception. Cole Lakin caught what seemed to be a toss up by Mattawan quarterback Ryan Van Liere, he returned it to midfield. With only 8 second left in the half, St. Joe could only complete one pass and did not have time to take another play.

The second half started with the Bears with the ball, after a long return by Trey McGinnis, St. Joe found the endzone just 2:20 later on a 1 yard run by Andrew Barlow. Max Taylor's PAT was good and the Bears held a 21-6 lead.

Mattawan would again creep closer with a drive helped with Bear penalties. A 49 yard drive that only lasted 69 seconds had Van Liere throwing a 16-yard touchdown pass to Drew Atkinson to make the score 21-13.

St. Joe replied on the ensuing drive as the Bears went 89 yards in 7 plays, resulting in a 38 yard touchdown run from Joron Brown. The Bears again increased the lead to 28-13.

In the 4th quarter, a bad snap on a Bears punt gave Mattawan the ball at the St. Joe 2 yard line, and only needed two plays to score on a run by Blaine Rodgers. But the point after was again blocked keeping the lead at two possessions.

St. Joe wouldn't give Mattawan the chance as quarterback Matt Lanier sprinted down the home sideline for a 46 yard touchdown run and a 34-19 lead, which is how the game would end.

St. Joe outgained Mattawan 325-121 on the ground and 354-284 for the game. However the Bears had to overcome 13 penalties for 105 yards.

The Bears now head on the road to face Battle Creek Central (1-0) next week.

SEASON RECAPS – 09/02/21 – ST. JOSEPH 62, BC CENTRAL 30 – C.W. POST FIELD

BATTLE CREEK – What was billed as a top battle between a young Bearcats squad that pulled of an upset over Portage Northern the week prior and the power and speed of the St. Joe run game. It was the power and speed that came out on top, and it was a no-doubter.

St. Joe scored touchdown on 6 of 8 offensive drives, and even recorded a touchdown on special teams to go on for a 62-30 win over the Bearcats at C.W. Post Field in Battle Creek.

St. Joe again dominated the ground game, recording 426 yards rushing, after gaining 325 the previous week. St. Joe amassed a total of 573 total yards and scored the second most points in a game in team history. St. Joe's highest point total also was at Battle Creek Central in a 67-35 win over the Bearcats in 2008.



Trey McGinnis starting the scoring early as his 4-yard touchdown run just 82 second into the first quarter gave St. Joe a 7-0 lead. McGinnis' touchdown was set up by a 37-yard pass from Preston Nichols to Andrew Barlow, a penalty on the Bearcats brought the ball to the 4 yard line before the McGinnis touchdown.

St. Joe's offense was back on the field 46 seconds later when Battle Creek Central turned the ball over on a fumble. This time Matt Lanier was behind center as quarterback, and again the Bears scored another touchdown, as Lanier ran it himself from 6-yards out and the Bears now had a 14-0 lead.

Battle Creek Central then fumbled the ball to St. Joe again, and three plays later, Joron Brown crossed the goal line on a 44-yard touchdown run and the Bears lead expanded to 20-0.

The Bears defense forced a 3 and out on the Bearcats next drive. Lanier again drove the Bears down the field, taking it the final 13-yards himself for a 27-0 St. Joe lead.

Battle Creek Central finally got on the board early in the 2nd quarter on a 22-yard touchdown pass from Devoine Newton to Nate Rucker to cut the lead to 27-8.

Preston Nichols came back in for the Bears next possession, and the Bears put another touchdown on the board, as Joron Brown scored his second touchdown of the game for a 34-8 lead.

Battle Creek Central went three and out again, and the Bears offense didn't need to come out on the field for another touchdown. Bearcats punter Tayshaun Vaughn had his punt blocked by Caleb Garey, Trey McGinnis jumped on the loose ball in the endzone and St. Joe expanded the lead to 41-8.

Lanier came back at quarterback for the Bears next drive, but the Bear had a methodical long 73 yard drive down the field. McGinnis ran the final 16 yards for a 48-8 lead.

Battle Creek Central closed out the scoring of the first half on a 4 yard touchdown pass from Newton for Melvin Nelson and the two teams went into halftime with St. Joe leading 48-14.

After halftime a Preston Nichols touchdown pass to Joron Brown put the Bears up 55-14.

The Bearcats got another Newton to Melvin touchdown pass to make the score 55-22. McGinnis's 4th touchdown early in the fourth quarter made it 62-22. Before another Newton touchdown made it 62-30.

Battle Creek Central falls to 1-1 while St. Joe improves to 2-0 overall and in the SMAC, and will host 0-2 Portage Northern next week at Dickinson Stadium.

SEASON RECAPS – 09/10/21 – ST. JOSEPH 21, PORTAGE NORTHERN 3 – STEVE UPTON FIELD AT DICKINSON STADIUM

ST. JOSEPH – The old saying is “Defense wins championships.”

While St. Joe may not have won the SMAC Championship during Friday’s game, they did stay in contention for the league title after the defense kept Portage Northern out of the endzone and went on for a 21-3 win over the Huskies at Dickinson Stadium.

After scoring 62 points in the week 2 victory over Battle Creek Central, nobody was expecting a low scoring defensive battle. But that’s exactly what happened with both teams struggling to get their offenses in gear.

Portage Northern scored on their opening possession, which came after a St. Joe fumble at the Bears 13-yard line. St. Joe’s defense kept the Huskies from gaining a first down and were forced to settle for a 27-yard field goal as the visitors took a 3-0 lead.

Late in the first quarter, St. Joe had a drive stall at the same spot on the Huskies side of the field and Max Taylor’s 27-yard field goal was blocked after a bobbled hold.

St. Joe’s defense got the ball back after forcing the ball over on downs and the offense went to work. St. Joe went on a 9 play, 62-yard touchdown drive, capped off on a 30-yard touchdown pass from Matt Lanier to his quarterback partner Preston Nichols with 2:43 left in the second quarter. St. Joe took a 7-3 lead into the half.

In the 3rd, St. Joe’s defense saw Portage Northern go on a 14-play drive and a goal line stand stopped Portage Northern at the 2 yard line to keep the Bears in front 7-3.

The defense came up with a Huskie fumble early in the fourth quarter and a steady dose of runs drove the Bears down the field and Andrew Barlow capped off the 57-yard drive with a 7-yard touchdown run. St. Joe increased the lead to 14-3.

On the ensuing kickoff, Northern was poised to respond with a touchdown of their own. Jayden Myers returned the kick 90-yards and was stopped at the 4-yard line as Trey McGinnis chased Myers down with the touchdown saving tackle.

But, Portage Northern had the ball at the 4-yard line and was primed to score anyways. Portage Northern ran 4 running plays and were stopped at the one yard line on 4th down to give St. Joe the ball.

St. Joe brought the ball out of the shadow of the endzone before punting, on the Huskies first offense play after the punt, Northern quarterback Cane Mack’s pass was intercepted by Hunter Lange. Lange returned the ball to the Portage Northern 17- yard line, and Trey McGinnis, who saved a touchdown earlier, scored one of his own to give the Bears a 21-3 lead.

The visitors still trying to crack the endzone threw another interception on the next drive, and Hunter Lange again intercepted the pass.

St. Joe then ran out the final two plays and went on to a 21-3 victory.

Trey McGinnis had 15 carries for 66 yards and a touchdown, Joron Brown carried the ball 10 times for 50 yards and Matt Lanier had 10 rushes for 45 yards.

With the win St. Joe improves to 3-0 overall and 3-0 in the SMAC. The Bears head back on the road to face Kalamazoo Central next week, the Maroon Giants are 1-2 and 0-1 in the SMAC. They were defeated by Portage Central 17-7 last week.

SEASON RECAPS – 09/17/21 – ST. JOSEPH 29, KALAMAZOO CENTRAL – EUGENE S. THOMAS STADIUM

KALAMAZOO – It took the Bears over a half to recover from a slow start but were at full speed in the final quarter as St. Joe defeated Kalamazoo Central 29-13 on Friday Night.

A strong defensive front by the Maroon Giants kept the Bears potent rushing attack in check in the opening half. St. Joe finished with only 18 yards of total offense in the first 24 minutes.

Kalamazoo Central got on the board late in the first quarter when the Maroon Giants converted on a pair of third downs and a group effort in the backfield led by quarterback Travion Farris, who scored on a 16-yard touchdown run with :44 seconds left, Hunter Lange blocked the point after, but Kalamazoo Central had the 6-0.

While the Bears offense was unable to do much, the St. Joe defense was strong once again as Preston Nichols came up with two interceptions and Andrew Barlow had a fumble recovery.

The Bears defense continued to not only stop the Maroon Giants but, get the ball back. With Kalamazoo Central leading 6-0 early in the third quarter, they had a perfect opportunity to expand that lead at the St. Joe 16-yard line. But Trey McGinnis stopped that drive with a diving interception at the St. Joe 20-yard line.

That's when the Bears offense found the correct gear. St. Joe drove down the field on a 17 play, 80-yard drive, capped off by the person that got the ball in the first place. Trey McGinnis scored on a 2-yard run for a 7-6 lead, after Max's Taylor's PAT.

Kalamazoo Central was stopped on a 3 and out, but Kalamazoo Central punter CJ Frank ran the ball to avoid the quickly incoming St. Joe blockers. He was well short of the first down and the Bears had the ball at the Maroon Giants 29-yard line.

Again, the Bears found the endzone, Joron Brown scored on a 1-yard run to give the Bears a 14-6 lead.

Kalamazoo Central now tried to pass the ball with the Bears now up by 8 points, but 6-plays later, Trey McGinnis came up with his second interception. Quarterback Travion Farris attempted a deep pass, but McGinnis made a leaping catch at the St. Joe 43-yard line and took it back for the pick-six. St. Joe went for the two-point conversion, as Thomas Moore ran it in for a 22-6 lead.

Preston Nichols intercepted his third Kalamazoo Central pass on the next play from scrimmage. St. Joe then had another long sustained 10 play drive, that went 65-yards, and ended on a 3-yard touchdown run from Andrew Barlow. Rusty Klaer came in to add this extra point and St. Joe had a 29-6 lead.

Kalamazoo Central closed out the scoring with 34 seconds left on a 12-yard run from Cincear Lewis, but the clock would end before the Maroon Giants could mount any hope of a comeback.

With the 29-13 win, St. Joe picks up their 11th straight win over Kalamazoo Central. St. Joe also improves to 4-0 overall and 4-0 in the SMAC. St. Joe heads back to Steve Upton Field at Dickinson Stadium to meet CAAC-Blue opponent Okemos for the annual Homecoming game. Okemos enters the game with an 0-4 record after a 62-0 defeat at Lansing Waverly. Okemos has been outscored 226-7 this season. St. Joe won at Okemos 34-13 last season.

SEASON RECAPS – 09/24/21 – ST. JOSEPH 75, OKEMOS 0 – STEVE UPTON FIELD AT DICKINSON STADIUM

ST. JOSEPH – Records were made to be broken, but a trio of records were, not just broken, but obliterated in the Bears 75-0 win over Okemos last week at Dickinson Stadium.

Records for points scored in a game (75), largest margin of victory (75) and touchdowns scored in a game (11) were all broken.

St. Joe came into the game with a 4-0 record and ranked 10th in the latest AP rankings, playing a shorthand and extremely inexperienced team from Okemos.

St. Joe started the scoring onslaught just 24 seconds into the game as Trey McGinnis was untouched as he sprinted along the St. Joe sideline for a 74-yard touchdown run as

St. Joe took a 7-0 lead.

Okemos fumbled the ensuing kickoff and St. Joe made quick work of the short field as Preston Nichols went on a 22-yard touchdown run on the next play, and St. Joe had a 14-0 lead just 40 seconds after the start of the game.

Okemos would fumble on their first offensive play, which was recovered by St. Joe, then Matt Lanier threw a 9-yard touchdown pass to Cole Toney for a 21-0 lead 91 seconds into the game.

Okemos would punt for the first time on their next drive, and St. Joe only took 3 plays to go 65 yards for the score. Joron Brown ran for a 1-yard touchdown after going out of bounds on a 49-yard run on the previous play, giving St. Joe a 28-0 lead.

Another Okemos punt set up St. Joe's next drive, which also took 3 plays. Andrew Barlow had a 38 yard run and was stopped at the 2 yard line. Barlow finished what he started on the next play and a 35-0 St. Joe lead.

Both teams agreed to start the running clock to start the second quarter. St. Joe got a 20-yard and a 1-yard touchdown run from Thomas Moore in the second quarter which gave the Bears a 49-0 lead heading into halftime.

Okemos would turnover the ball on the opening drive of the second half, when Caleb Garey returned an interception 43 yards for the touchdown giving St. Joe a 56-0 lead.

St. Joe closed out the third quarter with a 63-0 lead after Hunter Hall scored on a 5-yard touchdown run on a quarterback keeper.

An interception by freshman MacGuire Lange set up the Bears at the Okemos 30, and the 4th quarterback of the day for St. Joe Jackson Lane ran it himself for a touchdown and a 69-0 lead. St. Joe would take a kneel down on the 2 point conversion.

Lange closed out the scoring and the game with a 60 yard interception return touchdown, again St. Joe intentionally took a knee on the 2 point conversion and the two teams called it a game as the final seconds rolled off the clock and a 75-0 final score.

St. Joe improves to 5-0 and will travel to Portage Central next week, Portage Central is 3-2 and 3-1 in the SMAC after a 23-22 upset win at Battle Creek Lakeview.

SEASON RECAPS – 10/01/21 – PORTAGE CENTRAL 36, ST. JOSEPH 30 – OT – MCCAMLEY FIELD

PORTAGE – Early success is not necessarily a sign of things to come later in the game. St. Joe learned that lesson the hard way as the Bears couldn't hold on to a 22-0 lead and fell at Portage Central 36-30 in overtime.

Despite St. Joe turning the ball over on the opening drive. St. Joe would score first 3 plays later when Central quarterback Tyler Stolskey's pass was intercepted by the Bears Brystun Mayberry. Mayberry returned the ball for a 25-yard pick six and St. Joe had a 7-0 lead with 6:02 left in the opening quarter.

Portage Central would turn the ball over on their next play on offense, when Stolsky fumbled the ball and the Bears Elijah Turner recovered it at the Central 21-yard line.

Six plays after the Mustangs second turnover, Andrew Barlow powered his way into the endzone from a yard out to increase the St. Joe lead to 14-0.

A third Mustangs turnover would again result in a St. Joseph score, when Devin Porter coughed up the ball at the Mustangs 40-yard line, after a brief struggle for the ball, the ball ended up at the Portage Central 34, when Malik Immoos scooped up the free ball and return it for a 34-yard fumble return touchdown. An offside penalty on the point after allowed St. Joe an easier attempt for a 2-point conversion, which was good by Matt Lanier. St. Joe had a 22-0 lead still with 1:38 remaining in the first quarter.

That's when the momentum would swing back towards the home team. On the ensuing kickoff, Porter made up for his costly fumble as he returned the kickoff 93-yards for a touchdown to cut the St. Joe lead to 22-6 after the point after failed.

St. Joe would punt on the next drive and again it was Porter that ran away from Bear defenders, as he ran for a 63-yard touchdown, the 2-point conversion attempt way good and the St. Joe lead was cut to 22-14.

St. Joe's next drive would come to and end at the Portage Central 39-yard line after a fumble. The Mustangs pulled within two points after an 8-play, 63-yard scoring drive capped off on a 1-yard run by Josh Sturgeon. They would try to tie the game, but the 2-point conversion attempt was no good. The half would end with St. Joe holding on to a 22-20 lead.

Portage Central would take their first lead of the night when new quarterback Caleb Schnell led the Mustangs on an 8 play 65 yard drive when Daniel Calhoun caught a 24-yard touchdown pass. The PAT was good, and it was 27-22 Portage Central.

St. Joe grabbed back the lead on the following drive when Preston Nichols marched the Bears 59-yards down the field, finished by a Trey McGinnis 3-yard touchdown run. Preston Nichols ran for the 2-point conversion and St. Joe had a 30-27 lead.

Both defenses would stiffen in the final quarter. With time running out in the final quarter, Portage Central faced a 4th and 3 at the St. Joe 39, the Mustangs reached into their bag of tricks and ran a halfback option pass from running back Porter to Schnell for a first down. Portage Central ran the same play the week prior to score the go-ahead touchdown in their upset with over Battle Creek Lakeview. After a loss and two incomplete passes. Portage Central would attempt and make a 27-yard field goal with :16 seconds left to tie the game and send it to overtime.

Portage Central won the overtime coin toss and elected to play defense. St. Joe was not able to score on the four plays of the overtime possession. Being stopped at the 2-yard line. Portage Central could then win the game with any score, and they only needed a single play as Tomas Layne scored on a 10-yard touchdown run to win the game 36-30 in overtime.

With the loss, St. Joe falls to 5-1 overall and 4-1 in SMAC play. This creates a 3-way tie atop the SMAC Standings with St. Joe, Portage Central, and Lakeshore all holding a 4-1 conference record.

There will be a change at the top again after this week as Lakeshore will be at St. Joe on Friday night in the annual War by the Shore contest.

SEASON RECAPS – 10/8/21 – LAKESHORE 35, ST. JOSEPH 28 – STEVE UPTON FIELD AT DICKINSON STADIUM

ST. JOSEPH – Friday night’s rivalry game with Lakeshore had everything a rivalry game is supposed to have. Unfortunately for St. Joe the one thing it didn’t have was a St. Joe victory.

Lakeshore rallied from a 21-7 lead and outscored St. Joe 21-7 in the final 12 minutes for a 35-28 win.

St. Joe grabbed midway through the first quarter, when the Bears drove 55-yards in 10 plays, capped off on a 1-yard touchdown run from Preston Nichols.

Lakeshore responded on their next drive, as the Lancers went 72-yards in 12-plays, ending on a 28 yard scoring run by quarterback Ryan Korfmacher tying the game at 7-7.

St. Joe’s following drive went into the second quarter, but less than two minutes after the quarter started, Trey McGinnis ran for a 52-yard touchdown run, giving the Bears the lead back at 14-7.

The teams traded possessions and punts the rest of the quarter and St. Joe had the 14-7 halftime lead.

St. Joe received the 2nd half kickoff and went on a 9-play, 67-yard drive. Joron Brown scored on a 7-yard run on the final play and St. Joe had the 21-7 lead.

Like they did in the first quarter, Lakeshore scored with just seconds remaining in the quarter when Andrew Lies scored on a 16 yard touchdown run and the St. Joe lead was cut to 21-14, setting up a wild final 12 minutes.

St. Joe would drive down to the Lakeshore goal line on the following drive, but a fumble on a 4th and goal at the 2 turned the ball over to Lakeshore on downs.

Lakeshore went 88-yards in 5:02 and a 9-yard touchdown pass to Trevor Griffith tied the game at 21.

The score didn’t stay tied for long as Hunter Hall returned the kickoff for an 80 yard touchdown return, putting the Bears back on top at 28-21 with 2:49 to go.

The Bears lead would last :14 seconds as Cage Davidson returned the ensuing kick 93 yards, and one again tying the game at 28-28.

The Bears next drive would stall and failing to convert on a 4th and 15, giving Lakeshore :50 seconds left. They only needed 26 as Griffith again caught another pass from Korfmacher giving Lakeshore the lead for the first time at 35-28 with 24 seconds left.

St. Joe would turn the ball over on downs and Lakeshore ran out the last play with a 35-28 win.

St. Joe falls to 5-2 and 4-2 in the SMAC and are at 7-0 Chelsea next week.

SEASON RECAPS – 10/15/21 – CHELSEA 24, ST. JOSEPH 14 – JERRY NIEHAUS FIELD

CHELSEA – With Gull Lake stepping out the league after a winless season, St. Joe needed to find an opponent to fill the sudden vacancy on the schedule, the team that took that spot was Division 4's top ranked team, the Chelsea Bulldogs.

St. Joe made the 2 hour trip to Chelsea and went toe to toe with the Bulldogs.

St. Joe forced Chelsea to turn the ball over on downs with their opening possession. St. Joe's offense got to work right away a steady stream of runs from quarterback Matt Lanier, and running backs Joron Brown and Trey McGinnis, drove the Bears 64-yards down the field in 12-plays. Lanier's 11-yard touchdown run and point after by Max Taylor gave St. Joe the 7-0.

But Chelsea, playing at home, showed by they came into the contest with a 7-0 record and the top ranking in Division 4 as the Bulldogs responded with a 9-yard touchdown pass from quarterback Lucas Dunn to Cole Munson and the game was tied at 7-7, which is how the first quarter would end.

Chelsea would grab the lead on their first possession of that second quarter, as Dunn threw a 49-yard touchdown pass to Lucas Hanifan as the Bulldogs grabbed a 14-7 lead.

Chelsea would expand that lead after St. Joe went 3-and-out, but the Bears defense held the Bulldogs to a 26 yard field goal by Hunter Shaw and expanded the league at 17-7.

After a scoreless third quarter, St. Joe would pull within 3 after Lanier scored on a 1-yard run to cut the lead to 17-14 with 9:00 left in the final quarter.

But Chelsea put the game out of reach with a touchdown run from Cole Munson and the lead was 24-14 which was also the final.

Despite losing the game, St. Joe outgained Chelsea 366-294, and an amazing 312-129 on the ground. Matt Lanier had 129 yards rushing on the two touchdowns. Trey McGinnis had 88 yards and Joron Brown had 75.

The St. Joe defense held Chelsea star running back Trenton Hill to just 93 yards, he had 288 yards and four touchdowns the prior week.

St. Joe will close out the regular season next week at Steve Upton Field at Dickinson Stadium to face Battle Creek Lakeview (5-3) who beat Lakeshore 44-29 last week in the Spartans home finale'.

SEASON RECAPS – 10/22/21 – BC LAKEVIEW 16, ST. JOSEPH 10 – DICKINSON STADIUM**St. Joseph suffers 4th straight loss in defensive struggle with BC Lakeview**

By BEN SANDERS- Herald Palladium Sports Editor

ST. JOSEPH — St. Joseph lost its fourth straight football game Friday, a 16-10 defeat to Battle Creek Lakeview.

Like the previous three, the Bears held a lead over a tough opponent but couldn't hang on. This one was perhaps the most unusual, as neither team scored an offensive touchdown in the Southwestern Michigan Athletic Conference matchup.

"It's wild again to have so many different things happen," St. Joseph coach Andrew Pratley said. "I've never lost a game where the defense didn't give up a touchdown. It was a tremendous effort by our defense."

St. Joseph (4-3 SMAC, 5-4) is still assured of a spot in the postseason, and will find out this Sunday who its next opponent will be.

"It's a fresh start," Pratley said. "It's an opportunity for us to regroup and start a new season. It's time for us to prove that we're as good as we think we are and get an opportunity to go somewhere and see what we can do."

Lakeview (5-2 SMAC, 6-3) went ahead for good on an odd play early in the fourth quarter. The Spartans pinned the Bears at their own 1-yard line with a punt. St. Joseph quarterback Matthew Lanier ran into the middle of the line, and Lakeview's Andrew Berryhill ended up with the ball for what proved to be the winning touchdown.

"Offensively, just a weird thing on a quarterback sneak where we thought his momentum was stopped," Pratley said. "They pulled it out and fell on it and somehow they gave them a touchdown. But that's part of the game. We've got to make plays to win it."

St. Joseph struggled to move the ball the rest of the game, and a botched snap on a punt attempt led to a safety with 3:09 to go. The Bears then had to kickoff to Lakeview, and after a couple first downs, the Spartans were able to kill the clock.

Lakeview finished with a 192-120 advantage in total offense. The Bears' defense not only kept the Spartans from scoring, they even put points on the board themselves. Joron Brown returned a fumble 42 yards for a touchdown just 3:31 into the game, giving St. Joseph an early 7-0 lead.

That lead stood until the first play of the second quarter, when Zach Kucharczyk blocked a Bear punt, chased the ball into the end zone and fell on it to get the Spartans on the board.

The score remained 7-7 at halftime. St. Joseph had its best drive of the game to open the second half, as a 38-yard run by Brown helped set up a 26-yard Max Taylor field goal to make it 10-7. Brown finished with a team-high 63 rushing yards on 10 carries.

"We made some adjustments at halftime that I thought worked pretty well coming out and got that lead," Pratley said. "We just needed one more drive. We got that bad field position on that really nice punt. That's a drive where we can go seal the game, and instead we get that weird fumble... That changed the game, because now it's 14-10 and now we've got to drive to score and change playcalling. Just a tough way to lose a game, but now we've got to bounce back ready to play for the second season."

SEASON RECAPS – 10/29/21 – ST. JOSEPH 29, ZEELAND WEST 26 – ZEELAND STADIUM

ZEELAND – Since 2010, St. Joseph has made three previous trips to Zeeland for a playoff game. Twice against Zeeland East and the most recent trip in 2018 against Zeeland West. In all three of those meetings it was a season ending trip for the Bears.

Moving ahead to 2021, St. Joe made sure the home team would be cleaning out their locker room as St. Joe came away with a 29-26 win over the Division 3, 8th ranked Zeeland West Dux.

In what became a theme of the night, St. Joe struck quickly to take a 6-0 lead when Trey McGinnis caught a 49-yard pass from Matthew Lanier and sprinted down the field for the touchdown on the Bears third play from scrimmage. Coach Andrew Pratley, who coached against Zeeland West 6 previous times while with Holland, decided to go for 2, knowing West would do the same. But the try failed, but St. Joe had a 6-0 lead.

A lead that only lasted for 3 minutes, as the Dux Skyler Geurink got loose on a 30-yard touchdown run, the point after failed and the game was tied at 6-6.

After a St. Joe punt, Zeeland West found the endzone in a way the Dux rarely do, they passed for one. Dux quarterback Trevor Wallar found Cade Overweg wide open for a 71-yard touchdown. Geurink would add the 2-point conversion and the home team had their first lead at 14-6.

St. Joe again with the quick response only needed two plays to find the endzone, as Trey McGinnis again used his speed to get in the open and ran for 64 yards and brought down at the 1-yard line. Joron Brown completed the drive on a 1-yard touchdown run. The 2 point conversion attempt was no good and Zeeland West's lead was cut to 14-12.

That's how the game stayed until midway through the 2nd quarter, when St. Joe took back the lead on another quick scoring drive. Matt Lanier's 46 yard pass to Dyland Stevens set up McGinnis' 2nd touchdown of the game as he ran it for an 11-yard touchdown, the conversion attempt failed again, but the Bears took the lead again 18-14.

A common theme for Zeeland West is their team does not kick extra points and they hardly punt whatsoever, a strategy that would result in the Bears next points as the Dux deep in their own territory went for it on 4th down at their own 26-yard line. A pass attempt that ironically resembled a lame duck was dropped by the Dux Kole Meeuwssen would turn the ball over to St. Joe deep in Zeeland territory. But the Dux offense held the Bears to a 29-yard field goal by Max Taylor and St. Joe had a 21-14 lead with just 50 seconds before halftime.

It wouldn't be until the 4th quarter until St. Joe's offense stepped back on the field. As West received the 2nd half kickoff and went on a 21 play drive that took the entire 3rd quarter and finally ended on the first play of the 4th quarter when Geurink scored from 4-yards out. The conversion attempt was no good as quarterback Trevor Wallar's pass was intercepted and the Bears had a 21-20 lead.

Finally back on the field for the first time in 12:56 of gametime. St. Joe was forced to punt after just 4 plays and 69 seconds.

Zeeland West again went on a long drive, this one was a 13-play, 65-yard drive that took another 8:05 off the clock as Geurink scored on an 11-yard run, but his 2 point attempt again failed. But the Dux had a 26-21 lead, with 2:41 left in the game.

St. Joe playing the 2 minute offense were in position to take the lead after Lanier's 32 yard pass to Dylan Stevens set up the Bears at the West 24 yard line. Three consecutive runs by Joron Brown, a Lanier QB sneak and a 1 yard run by McGinnis chewed up most of the clock and gave the Bears 1st and goal at the Dux 1 yard line. McGinnis gave the Bears the lead on his third touchdown of the game on a 1-yard run. McGinnis would add the 2 point conversion and St. Joe had a 29-26 lead with just :12 seconds remaining.

After the kickoff Zeeland West would be forced to pass the ball, a type of offense that is rare for the Dux. Wallar's pass was intercepted by Troy Sims with just :03 seconds left. The offense would return the field for the best offensive play of any game, the kneel down and St. Joe would come away with the 29-26 win over the Dux.

McGinnis had 123 yards rushing on the night, and two touchdowns, he also had 71 yards receiving and another touchdown.

St. Joe moves on to face Lakeshore for the 2nd time this season, the Lancers also won their first game against either of the two Zeeland schools by defeating Zeeland East 30-23 in overtime.

SEASON RECAPS – 11/5/21 – ST. JOSEPH 17, LAKESHORE 14 – AL STOCKMAN STADIUM

STEVENSVILLE – Every season, St. Joe and Lakeshore have a regular “Trophy Game,” playing for the Anchor Trophy which goes the winner of the regular season matchup. But when the teams met again on Friday, the trophy being contested for was an MHSAA District Championship Trophy. The later of the trophies allowed the winner to continue with their season, which St. Joe will be doing after a 17-14 win over the Lancers at Al Stockman Stadium last week.

It’s fitting that Lakeshore was encourage to wear black while St. Joe fans were encourtaged to wear blue, because a hard hitting black and blue game followed.

After a scoreless opening quarter, the Bears were the first

to have a number other than zero on their side of the scoreboard.

Early in the 2nd quarter, Lakeshore was driving looking to break the deadlock, when on a 4th and long, Lakeshore quarterback Ryan Kormacher threw a deep pass just outside the endzone, but St. Joe’s Bryston Mayberry stepped in front of the Lakeshore receiver and made a long return, all the way to the Lancers 46 yard line. Joron Brown then ran it into the endzone 5 plays later from 5-yards out and the Bears took a 7-0 lead.

Over the next two quarters the teams would score on 5 consecutive possessions, as Lakehore responed on the following drive on a 38 yard touchdown pass from Korfmacher to Zach Warren to tie the score at 7-7.

The Bears went on a 11-play, 68-yard drive that used up the final 4:20 of the half and ended on Max Taylor’s 19 yard field goal as time expired in the half to put the Bears ahead 10-7.

Lakeshore’s opening possession of the 2nd half ended on another Korfmacher touchdown pass, a 10 yard pass to Zach Ort and the lead changed hands again as the Lancers had their first an only lead at 14-10.

The Lancer lead lasted 4:20, Thomas Moore returned the Lakeshore kickoff, and stepped out of bounds at the St. Joe 47 yard line, a Lakeshore player hit Moore late and the personal foul penalty brought the ball deep into Lakeshore territory at the 38. St. Joe then ran the ball 10 straight times between Brown, Trey McGinnis and quarterback Matt Lanier, but it was Thomas Moore, who started the drive with the return finished it on a 1 yard touchdown run for the 17-10 lead.

St. Joe would drive down to the Lancers 5 yard line midway through the 4th quarter but turn the ball over on downs. Lakeshore’s following drive was stopped after a holding penalty, a sack and and incomplete pass.

But Lakeshore would get the ball back with 2:57 left and were driving for the go-ahead score, but facing a 4th and 4 at the St. Joe 41 yard line, Lakeshore used their final time out to try to set up a first down play but Korfmacher’s pass to Trevor Griffith was dropped and the Bears got possession and then ran out the clock thanks to 3 straight kneel downs by Lanier.

The clock rolled to zero as the scoreboard showed the Bears won 17-14, it only showed it for a few seconds before the operator shut off the scoreboard and blank the display.

St. Joe and Lakeshore’s record after the game were now both 7-4. While Lakeshore’s will stay that way after the season ended. St. Joe will play for their first regional championship since 2015 when the Bears host Parma Western on Friday night at Steve Upton Field at Dickison Stadium at 7:00 p.m. Western won their district championship with a 41-28 victory at Battle Creek Harper Creek.

The Panthers are 8-3 this season and are the road team as St. Joe has more playoff points than Parma.

This will be the first meeting between St. Joe and Parma Western.

SEASON RECAPS – 11/12/21 – ST. JOSEPH 40, PARMA WESTERN 13 – DICKINSON STADIUM

St. Joseph dominates Parma Western for D3 regional football title

By Ben Sanders – HP Sports Editor

ST. JOSEPH — The Bears are who they thought they were. They just had to prove it to everyone else.

St. Joseph overpowered Parma Western 49-13 in Friday's Division 3 regional championship football game, claiming the program's fourth-ever regional title and continuing to cast aside memories of a four-game losing streak to close the regular season.

"We played some really good football teams and lost some really close games," St. Joseph coach Andrew Pratley said. "A lot of people liked to write us off when we were 5-4, but we knew we were a good team and just had to make plays in key moments. We did that tonight, we've done that the last three weeks and we're excited to be going to the semis."

St. Joseph (8-4) will play the winner of today's regional final between DeWitt and Cedar Springs in next weekend's state semifinals.

"It's a dream come true," St. Joseph offensive tackle Jerry Capaccio said. "We've been thinking about this since middle school, elementary school."

The Bears upset perennial power Zeeland West and avenged a regular-season loss to rival Lakeshore in their first two postseason games, both of which came down to the final moments. Friday's outcome was clear long before the last whistle.

St. Joseph dominated in the trenches, outgaining Parma Western (8-4) by a 311-67 margin on the ground. That number was even more lopsided before the Panthers added a late touchdown against Bear reserves.

"Physically they manhandled us," Parma Western coach Nick Rulewicz said. "They moved the line of scrimmage on both sides of the ball."

Joron Brown led St. Joseph with 17 carries for 94 yards, Trey McGinnis ran 14 times for 92 yards, and both players scored three touchdowns. Quarterback Matthew Lanier added 74 rushing yards and Thomas Moore contributed 51, as the Bears' offensive line was able to make room for anyone who carried the ball.

"We got the looks we were practicing against," Capaccio said. "They didn't really change anything, so we just kept driving the ball down their throats."

Parma Western's first and third possessions ended with short punts into a howling wind, and the second with an interception by St. Joseph defensive standout Malik Immoos. The Bears took advantage of the field position and scored on all three, building a 21-0 lead at the end of the first quarter without putting the ball in the air.

"The game plan was to pin them deep, get a stop and kind of do what we did," Pratley said. "They don't often work out the way we draw them up, but that one did."

Parma Western was able to get its passing game going in the second quarter with the wind at its back. Quarterback Nolan Wheeler moved the Panthers down the field with a series of short passes, then ran it in from a yard out to make it 21-7 with 2:46 left in the first half. Wheeler finished 14-for-25 passing for 116 yards, and ran 11 times for 49 yards and both his team's touchdowns.

"We scrapped together a few plays to try to get some passing yards once we had the wind," Rulewicz said. "The elements were rough and didn't really help our game a whole lot. When you don't move the ball running in weather like this, it makes it that much more difficult."

St. Joseph responded, driving 65 yards for a score. Lanier threw his only two passes of the game on that series. The first drew a pass interference call and didn't count as an official attempt. The second went 16 yards to an uncovered Riley Biggins in the end zone for a touchdown to make it 28-7 at halftime.

The Bears scored twice in the third quarter before the Panthers saw the ball, recovering a short but high kick into the wind, and at that point the 35-point mercy rule running clock went into effect.

"We felt like we had played maybe more of a physical schedule," Pratley said. "Especially with the weather, if you can control the trenches in this kind of situation we were all about it. We threw one pass that counted in the stat book and it was a touchdown. I'm pretty proud of our kids and it's great to be champions of the region."



Scoring Summary (Final)
2021 St. Joseph Bears Football
Parma Western vs St. Joseph (11/12/2021 at St. Joseph, MI)



Parma Western (8-4) vs. St. Joseph (8-4)

Date: 11/12/2021 • Site: St. Joseph, MI • Stadium: Dickinson Stadium

Attendance: 1300

Score by Quarters	1	2	3	4	Total
Parma Western	0	7	0	6	13
St. Joseph	21	7	14	7	49

Qtr	Time	Scoring Play	V-H
1st	08:15	STJOE - Joron Brown 9 yd run (Max Taylor kick), 7-45 2:14	0 - 7
	06:21	STJOE - Trey McGinnis 4 yd run (Max Taylor kick), 3-5 1:18	0 - 14
	01:06	STJOE - Joron Brown 2 yd run (Max Taylor kick), 6-53 2:26	0 - 21
2nd	02:46	PARMAWST - Nolan Wheeler 1 yd run (Noah Berdiner kick), 17-87 6:51	7 - 21
	00:32	STJOE - Riley Biggins 16 yd pass from Matthew Lanier (Max Taylor kick), 7-65 2:14	7 - 28
3rd	07:59	STJOE - Trey McGinnis 5 yd run (Max Taylor kick), 9-62 3:50	7 - 35
	04:57	STJOE - Trey McGinnis 14 yd run (Max Taylor kick), 8-46 2:54	7 - 42
4th	11:15	STJOE - Joron Brown 2 yd run (Max Taylor kick), 6-41 3:04	7 - 49
	07:04	PARMAWST - Nolan Wheeler 7 yd run (Noah Berdiner kick failed), 7-66 3:52	13 - 49

Kickoff time: 7:00 PM • End of Game: 09:02 PM • Total elapsed time: 2:02

Officials:

Temperature: 35 • Wind: NNE 14 • Weather: Rain/Snow Mix



Team Statistics (Final)
2021 St. Joseph Bears Football
Parma Western vs St. Joseph (11/12/2021 at St. Joseph, MI)



	PARMAW	STJOE
FIRST DOWNS	14	20
Rushing	5	16
Passing	6	1
Penalty	3	3
NET YARDS RUSHING	67	311
Rushing Attempts	27	56
Average Per Rush	2.5	5.6
Rushing Touchdowns	2	6
Yards Gained Rushing	80	322
Yards Lost Rushing	13	11
NET YARDS PASSING	116	16
Completions-Attempts-Int	14-25-1	1-1-0
Average Per Attempt	4.6	16.0
Average Per Completion	8.3	16.0
Passing Touchdowns	0	1
TOTAL OFFENSE YARDS	183	327
Total offense plays	52	57
Average Gain Per Play	3.5	5.7
Fumbles: Number-Lost	1-1	6-1
Penalties: Number-Yards	3-33	5-41
PUNTS-YARDS	3-54	1-37
Average Yards Per Punt	18.0	37.0
Net Yards Per Punt	18.0	37.0
Inside 20	0	1
50+ Yards	0	0
Touchbacks	0	0
Fair catch	0	0
KICKOFFS-YARDS	2-75	7-309
Average Yards Per Kickoff	37.5	44.1
Net Yards Per Kickoff	31.0	32.7
Touchbacks	0	3
Punt returns: Number-Yards-TD	0-0-0	2-0-0
Average Per Return	0.0	0.0
Kickoff returns: Number-Yds-TD	1-20-0	1-13-0
Average Per Return	20.0	13.0
Interceptions: Number-Yds-TD	0-0-0	1-16-0
Fumble Returns: Number-Yds-TD	0-0-0	0-0-0
Miscellaneous Yards	0	0
Possession Time	17:25	29:31
1st Quarter	3:13	8:47
2nd Quarter	7:23	4:37
3rd Quarter	2:38	9:22
4th Quarter	4:11	6:45
Third-Down Conversions	5 of 10	6 of 11
Fourth-Down Conversions	1 of 2	2 of 3
Red-Zone Scores-Chances	2-2	7-8
Touchdowns	2-2	7-8
Field goals	0-2	0-8
Sacks By: Number-Yards	0-0	0-0
PAT Kicks	1-2	7-7
Field Goals	0-0	0-0
Points off turnovers	0	7



Individual Statistics (Final)
 2021 St. Joseph Bears Football
 Parma Western vs St. Joseph (11/12/2021 at St. Joseph, MI)



Parma Western

Rushing	No.	Gain	Loss	Net	TD	Lg	Avg
Nolan Wheeler	11	57	8	49	2	19	4.5
Caden Oliver	14	15	5	10	0	6	0.7
Rocco Neely	1	7	0	7	0	7	7.0
Alex Trudell	1	1	0	1	0	1	1.0
Totals	27	80	13	67	2	19	2.5

Passing	C-A-I	Yds	TD	Long	Sack
Nolan Wheeler	14-25-1	116	0	19	0
Totals	14-25-1	116	0	19	0

Receiving	No.	Yards	TD	Long
Dalton Heavy	5	31	0	16
Cole Wilcox	4	27	0	11
Trenten Schnebelt	2	25	0	19
Caden Oliver	1	16	0	16
Lincoln Raczkowski	1	12	0	12
Landon Heavy	1	5	0	5
Totals	14	116	0	19

Punting	No.	Yds	Avg	Long	In20	TB
Nolan Wheeler	3	54	18.0	23	0	0
Totals	3	54	18.0	23	0	0

Returns	Punt			Kickoff			Intercept		
	No	Yds	Lg	No	Yds	Lg	No	Yds	Lg
Caden Oliver	0	0	0	1	20	20	0	0	0
Totals	0	0	0	1	20	20	0	0	0

Field goals	Qtr	Time	Dist	Result

Kickoffs	No.	Yards	Avg	TB	OB
Ty Keeler	2	75	37.5	0	1

All-purpose	Run	Rcv	KR	PR	IR	Total
Nolan Wheeler	49	0	0	0	0	49
Caden Oliver	10	16	20	0	0	46
Dalton Heavy	0	31	0	0	0	31
Cole Wilcox	0	27	0	0	0	27

St. Joseph

Rushing	No.	Gain	Loss	Net	TD	Lg	Avg
Joron Brown	17	94	0	94	3	10	5.5
Trey McGinnis	14	92	0	92	3	20	6.6
Matthew Lanier	12	82	8	74	0	42	6.2
Thomas Moore	7	51	0	51	0	25	7.3
Eian Nelson	1	1	0	1	0	1	1.0
Dylan Chapman	1	1	0	1	0	1	1.0
Derek Henriquez-Cruz	1	1	0	1	0	1	1.0
Jamier Parker-Hersey	1	0	1	-1	0	0	-1.0
Briggs Conagher	1	0	1	-1	0	0	-1.0
Gavin Keller	1	0	1	-1	0	0	-1.0
Totals	56	322	11	311	6	42	5.6

Passing	C-A-I	Yds	TD	Long	Sack
Matthew Lanier	1-1-0	16	1	16	0
Totals	1-1-0	16	1	16	0

Receiving	No.	Yards	TD	Long
Riley Biggins	1	16	1	16
Totals	1	16	1	16

Punting	No.	Yds	Avg	Long	In20	TB
Max Taylor	1	37	37.0	37	1	0
Totals	1	37	37.0	37	1	0

Returns	Punt			Kickoff			Intercept		
	No	Yds	Lg	No	Yds	Lg	No	Yds	Lg
Hudson Lange	1	0	0	0	0	0	0	0	0
Malik Immoos	1	0	0	0	0	0	1	16	16
Riley Biggins	0	0	0	1	13	13	0	0	0
Totals	2	0	0	1	13	13	1	16	16

Field goals	Qtr	Time	Dist	Result

Kickoffs	No.	Yards	Avg	TB	OB
Max Taylor	7	309	44.1	3	0

All-purpose	Run	Rcv	KR	PR	IR	Total
Joron Brown	94	0	0	0	0	94
Trey McGinnis	92	0	0	0	0	92
Matthew Lanier	74	0	0	0	0	74
Thomas Moore	51	0	0	0	0	51

FUMBLES: Parma Western-Caden Oliver 1-1. St. Joseph-Matthew Lanier 4-0; Malik Immoos 1-1; Joron Brown 1-0.



Defensive Statistics (Final)
2021 St. Joseph Bears Football
Parma Western vs St. Joseph (11/12/2021 at St. Joseph, MI)



#	Parma Western	Solo	Ast	Total	Sacks-Yds	TFL-Yds	FF	FR-Yds	Int-Yds	BrUp	Blks	QBH
82	Gibson French	7	2	9	-	-	-	-	-	-	-	-
7	Cole Wilcox	6	2	8	-	-	-	-	-	-	-	-
53	Cole Bryant	4	1	5	-	1-1	-	-	-	-	-	-
32	Landon Heavy	2	3	5	-	-	-	-	-	-	-	-
21	Dalton Heavy	3	1	4	-	-	-	-	-	-	-	-
4	Lincoln Raczkowski	2	2	4	-	-	-	-	-	-	-	-
75	Dominic Honsinger	3	0	3	-	-	-	-	-	-	-	-
58	Braxton Nichols	2	1	3	-	2-2	-	-	-	-	-	-
31	31	2	1	3	-	-	-	-	-	-	-	-
34	Luke Teachout	2	1	3	-	-	-	-	-	-	-	-
71	Aiden Duncan	2	0	2	-	-	-	-	-	-	-	-
24	Trenten Schnebelt	1	0	1	-	-	-	-	-	-	-	-
52	52	0	1	1	-	-	-	-	-	-	-	-
63	Brady Plate	0	1	1	-	-	-	-	-	-	-	-
78	Landen Derosset	0	1	1	-	-	-	-	-	-	-	-
5	Caden Oliver	0	1	1	-	-	-	-	-	-	-	-
T	Team	0	0	0	-	-	-	1-0	-	-	-	-
Totals		36	18	54	0-0	3-3	0	1-0	0-0	0	0	0

#	St. Joseph	Solo	Ast	Total	Sacks-Yds	TFL-Yds	FF	FR-Yds	Int-Yds	BrUp	Blks	QBH
11	Malik Immoos	5	1	6	-	1-1	-	-	1-16	-	-	-
50	TJ Broderick	3	1	4	-	1-4	-	-	-	-	-	-
6	Joron Brown	2	2	4	-	-	-	-	-	-	-	-
15	Eian Nelson	2	1	3	-	1-3	-	-	-	-	-	-
3	Troy Sims	2	1	3	-	1-1	-	-	-	-	-	-
22	Elijah Turner	1	2	3	-	-	-	-	-	-	-	-
35	MacGuire Lange	2	0	2	-	-	-	-	-	-	-	-
12	Cole Lakin	2	0	2	-	-	-	-	-	-	-	-
10	Brystun Mayberry	2	0	2	-	-	-	-	-	-	-	-
42	Rabah Jaffal	2	0	2	-	-	-	-	-	-	-	-
7	Hudson Lange	2	0	2	-	-	-	-	-	-	-	-
78	Josh Nicholson	1	1	2	-	-	-	-	-	-	-	-
24	Karsen Shafer	1	0	1	-	-	-	-	-	-	-	-
55	Gerald Capaccio	1	0	1	-	-	-	-	-	-	-	-
65	Nate Sparkman	1	0	1	-	1-2	-	1-0	-	-	-	-
8	Dylan Stevens	1	0	1	-	-	-	-	-	-	-	-
44	Juswin Judge	1	0	1	-	-	-	-	-	-	-	-
21	Derek Henriquez-Cruz	1	0	1	-	-	-	-	-	2	-	-
77	Joey Sicurello	0	1	1	-	-	-	-	-	-	-	-
31	Julius Davis	0	1	1	-	-	-	-	-	-	-	-
58	Matt Morris	0	1	1	-	-	-	-	-	-	-	-
18	Bobby Nate	0	0	0	-	-	-	-	-	1	-	-
Totals		32	12	44	0-0	5-11	0	1-0	1-16	3	0	0



Drive Chart (By Team) (Final)
 2021 St. Joseph Bears Football
 Parma Western vs St. Joseph (11/12/2021 at St. Joseph, MI)



Team	Qtr	Drive Started			Drive Ended			Consumed	
		Spot	Time	Obtained	Spot	Time	How lost	PI - Yds	TOP
PARMAW	1st	P40	12:00	Possession	P40	11:55	Kickoff	0 - 0	0:05
PARMAW		P25	11:55	Kickoff	P25	10:29	Punt	3 - 0	1:26
PARMAW		P20	08:15	Kickoff	P16	07:39	Interception	2 - (4)	0:36
PARMAW		P20	06:21	Kickoff	P30	06:21	Punt	6 - 10	0:00
PARMAW		P20	01:06	Kickoff	P33	00:06	Punt	5 - 13	1:00
PARMAW		P44	00:06	Fumble	P42	00:00	Fumble	1 - (2)	0:06
PARMAW	2nd	P13	09:37	Downs	S00	02:46	*TOUCHDOWN	17 - 87	6:51
PARMAW		P37	00:32	Kickoff	S25	00:00	End of half	5 - 38	0:32
PARMAW	3rd	P35	04:53	Kickoff	P41	02:19	Downs	4 - 6	2:34
PARMAW	4th	P34	10:56	Kickoff	S00	07:04	*TOUCHDOWN	7 - 66	3:52
PARMAW		P14	01:04	Punt	P14	00:00		2 - 0	0:00

Parma Western	1st Qtr	2nd Qtr	3rd Qtr	4th Qtr	1st Half	2nd Half	Total
Time of possession	03:13	07:23	02:38	04:11	10:36	06:49	17:25
3rd down conversions	1-4	3-4	0-1	1-1	4-8	1-2	5-10
Average field position	P29	P25	P35	P34	P28	P34	P29
4th down conversions	0-0	1-1	0-1	0-0	1-1	0-1	1-2

Team	Qtr	Drive Started			Drive Ended			Consumed	
		Spot	Time	Obtained	Spot	Time	How lost	PI - Yds	TOP
STJOE	1st	P45	10:29	Punt	P00	08:15	*TOUCHDOWN	7 - 45	2:14
STJOE		P05	07:39	Interception	P00	06:21	*TOUCHDOWN	3 - 5	1:18
STJOE		S47	03:32	Punt	P00	01:06	*TOUCHDOWN	6 - 53	2:26
STJOE		P44	00:00	Punt	P44	00:06	Fumble	0 - 0	0:00
STJOE	2nd	P42	12:00	Fumble	P13	09:37	Downs	6 - 29	2:23
STJOE		S35	02:46	Kickoff	P00	00:32	*TOUCHDOWN	7 - 65	2:14
STJOE	3rd	S38	11:49	Kickoff	P00	07:59	*TOUCHDOWN	9 - 62	3:50
STJOE		P46	07:51	Kickoff	P00	04:57	*TOUCHDOWN	8 - 46	2:54
STJOE		P41	02:19	Downs	P00	11:15	*TOUCHDOWN	6 - 41	3:04
STJOE	4th	S45	06:40	Kickoff	S49	01:04	Punt	5 - 4	5:36

St. Joseph	1st Qtr	2nd Qtr	3rd Qtr	4th Qtr	1st Half	2nd Half	Total
Time of possession	08:47	04:37	09:22	06:45	13:24	16:07	29:31
3rd down conversions	2-3	1-2	2-4	1-2	3-5	3-6	6-11
Average field position	P35	S46	S50	S45	P42	S49	P46
4th down conversions	0-0	0-1	2-2	0-0	0-1	2-2	2-3



Drive Chart (By Quarter) (Final)
 2021 St. Joseph Bears Football
 Parma Western vs St. Joseph (11/12/2021 at St. Joseph, MI)



Team	Qtr	Drive Started			Drive Ended			Consumed	
		Spot	Time	Obtained	Spot	Time	How lost	PI - Yds	TOP
PARMAW	1st	P40	12:00	Possession	P40	11:55	Kickoff	0 - 0	0:05
PARMAW		P25	11:55	Kickoff	P25	10:29	Punt	3 - 0	1:26
STJOE		P45	10:29	Punt	P00	08:15	*TOUCHDOWN	7 - 45	2:14
PARMAW		P20	08:15	Kickoff	P16	07:39	Interception	2 - (4)	0:36
STJOE		P05	07:39	Interception	P00	06:21	*TOUCHDOWN	3 - 5	1:18
PARMAW		P20	06:21	Kickoff	P30	06:21	Punt	6 - 10	0:00
STJOE		S47	03:32	Punt	P00	01:06	*TOUCHDOWN	6 - 53	2:26
PARMAW		P20	01:06	Kickoff	P33	00:06	Punt	5 - 13	1:00
STJOE		P44	00:00	Punt	P44	00:06	Fumble	0 - 0	0:00
PARMAW		P44	00:06	Fumble	P42	00:00	Fumble	1 - (2)	0:06
STJOE	2nd	P42	12:00	Fumble	P13	09:37	Downs	6 - 29	2:23
PARMAW		P13	09:37	Downs	S00	02:46	*TOUCHDOWN	17 - 87	6:51
STJOE		S35	02:46	Kickoff	P00	00:32	*TOUCHDOWN	7 - 65	2:14
PARMAW		P37	00:32	Kickoff	S25	00:00	End of half	5 - 38	0:32
STJOE	3rd	S38	11:49	Kickoff	P00	07:59	*TOUCHDOWN	9 - 62	3:50
STJOE		P46	07:51	Kickoff	P00	04:57	*TOUCHDOWN	8 - 46	2:54
PARMAW		P35	04:53	Kickoff	P41	02:19	Downs	4 - 6	2:34
STJOE		P41	02:19	Downs	P00	11:15	*TOUCHDOWN	6 - 41	3:04
PARMAW	4th	P34	10:56	Kickoff	S00	07:04	*TOUCHDOWN	7 - 66	3:52
STJOE		S45	06:40	Kickoff	S49	01:04	Punt	5 - 4	5:36
PARMAW		P14	01:04	Punt	P14	00:00		2 - 0	0:00



2021 St. Joseph Bears Football
St. Joseph Game Results (as of Nov 15, 2021)
All games



Date	Opponent	Score	Overall	Conference	Time	Attend
* 08/27/2021	MATTAWAN	W 34-19	1-0	1-0	2:32	2000
* 09/02/2021	at Battle Creek Central	W 62-30	2-0	2-0	2:52	2000
* 09/10/2021	PORTAGE NORTHERN	W 21-3	3-0	3-0	2:23	2000
* 09/17/2021	at Kalamazoo Central	W 29-13	4-0	4-0	2:44	1200
09/24/2021	OKEMOS	W 75-0	5-0	4-0	1:39	1500
* 10/01/2021	at Portage Central	Lo 30-36	5-1	4-1	2:38	3500
* 10/08/2021	LAKESHORE	L 28-35	5-2	4-2	2:27	4500
10/15/2021	at Chelsea	L 14-24	5-3	4-2	2:12	1250
* 10/22/2021	B.C. LAKEVIEW	L 10-16	5-4	4-3	2:30	2000
P 10/29/2021	at Zeeland West	W 29-26	6-4	4-3	2:07	1400
D 11/05/2021	at Lakeshore	W 17-14	7-4	4-3	2:07	2500
R 11/12/2021	PARMA WESTERN	W 49-13	8-4	4-3	2:02	1300
S 11/20/2021	vs DeWitt					

*-SMAC Conference Game
P-Pre District D-Districts
R-Regionals S-Semifinals



2021 St. Joseph Bears Football
St. Joseph Overall Team Statistics (as of Nov 15, 2021)
All games



Team Statistics	STJOE	OPP
SCORING	398	229
Points Per Game	33.2	19.1
Points Off Turnovers	131	23
FIRST DOWNS	187	190
Rushing	142	111
Passing	29	59
Penalty	16	20
RUSHING YARDAGE	2809	1868
Yards gained rushing	3049	2193
Yards lost rushing	240	325
Rushing Attempts	537	450
Average Per Rush	5.2	4.2
Average Per Game	234.1	155.7
TDs Rushing	43	15
PASSING YARDAGE	721	1282
Comp-Att-Int	49-104-2	107-212-17
Average Per Pass	6.9	6.0
Average Per Catch	14.7	12.0
Average Per Game	60.1	106.8
TDs Passing	5	13
TOTAL OFFENSE	3530	3150
Total Plays	641	662
Average Per Play	5.5	4.8
Average Per Game	294.2	262.5
KICK RETURNS: #-Yards	33-587	46-973
PUNT RETURNS: #-Yards	10-60	7-86
INT RETURNS: #-Yards	17-468	2-35
KICK RETURN AVERAGE	17.8	21.2
PUNT RETURN AVERAGE	6.0	12.3
INT RETURN AVERAGE	27.5	17.5
FUMBLES-LOST	33-9	25-11
PENALTIES-Yards	82-735	68-577
Average Per Game	61.2	48.1
PUNTS-Yards	32-1064	33-968
Average Per Punt	33.2	29.3
Net punt average	30.6	26.9
KICKOFFS-Yards	69-3416	42-1794
Average Per Kick	49.5	42.7
Net kick average	31.9	27.3
TIME OF POSSESSION/Game	21:20	26:20
3RD-DOWN Conversions	56/127	60/132
3rd-Down Pct	44%	45%
4TH-DOWN Conversions	17/30	9/31
4th-Down Pct	57%	29%
SACKS BY-Yards	14-107	9-65
MISC YARDS	-14	0
TOUCHDOWNS SCORED	56	32
FIELD GOALS-ATTEMPTS	3-6	3-3
ON-SIDE KICKS	1-1	0-4
RED-ZONE SCORES	(40-50) 80%	(23-32) 72%
RED-ZONE TOUCHDOWNS	(37-50) 74%	(20-32) 63%
PAT-ATTEMPTS	(45-47) 96%	(16-21) 76%
ATTENDANCE	13300	11850
Games/Avg Per Game	6/2217	6/1975
Neutral Site Games		0/0

Score by Quarters	1st	2nd	3rd	4th	OT	Total
St. Joseph	145	82	81	90	0	398
Opponents	43	65	36	79	6	229



2021 St. Joseph Bears Football
St. Joseph Overall Individual Statistics (as of Nov 15, 2021)
All games



Rushing	gp	att	gain	loss	net	avg	td	lg	avg/g
Trey McGinnis	12	152	902	19	883	5.8	14	74	73.6
Joron Brown	12	143	850	14	836	5.8	12	71	69.7
Matthew Lanier	12	88	518	68	450	5.1	5	46	37.5
Andrew Barlow	8	38	217	0	217	5.7	5	38	27.1
Thomas Moore	12	40	211	13	198	4.9	3	25	16.5
Preston Nichols	7	48	252	56	196	4.1	2	43	28.0
Eian Nelson	6	6	43	1	42	7.0	0	15	7.0
Jackson Lane	2	1	30	0	30	30.0	1	30	15.0
Derek Henriquez-Cruz	3	5	12	2	10	2.0	0	8	3.3
Hunter Hall	4	2	10	0	10	5.0	1	5	2.5
Riley Biggins	6	1	1	0	1	1.0	0	1	0.2
Dylan Chapman	1	1	1	0	1	1.0	0	1	1.0
Davis Crossman	2	1	0	0	0	0.0	0	0	0.0
Jamier Parker-Hersey	2	1	0	1	-1	-1.0	0	0	-0.5
Briggs Conagher	1	1	0	1	-1	-1.0	0	0	-1.0
Gavin Keller	1	1	0	1	-1	-1.0	0	0	-1.0
Max Taylor	12	1	0	27	-27	-27.0	0	0	-2.2
Team	7	7	2	37	-35	-5.0	0	2	-5.0
Total	12	537	3049	240	2809	5.2	43	74	234.1
Opponents	12	450	2193	325	1868	4.2	15	63	155.7

Passing	gp	effic	comp-att-int	pct	yds	td	lg	avg/g
Matthew Lanier	12	114.29	33-70-2	47.1	450	4	49	37.5
Preston Nichols	7	119.42	14-32-0	43.8	249	1	43	35.6
Hudson Lange	12	100.00	1-1-0	100.0	0	0	0	0.0
Joron Brown	12	284.80	1-1-0	100.0	22	0	22	1.8
Total	12	117.37	49-104-2	47.1	721	5	49	60.1
Opponents	12	105.47	107-212-17	50.5	1282	13	71	106.8

Receiving	gp	no.	yds	avg	td	lg	avg/g
Dylan Stevens	10	14	256	18.3	0	46	25.6
Trey McGinnis	12	10	105	10.5	1	49	8.8
Riley Biggins	6	9	108	12.0	1	22	18.0
Joron Brown	12	9	90	10.0	1	43	7.5
Andrew Barlow	8	3	78	26.0	0	37	9.8
Cole Toney	4	3	54	18.0	1	32	13.5
Preston Nichols	7	1	30	30.0	1	30	4.3
Total	12	49	721	14.7	5	49	60.1
Opponents	12	107	1282	12.0	13	71	106.8

Punt Returns	no.	yds	avg	td	lg
Hudson Lange	8	47	5.9	0	20
Caleb Garey	1	13	13.0	0	0
Malik Immoos	1	0	0.0	0	0
Trey McGinnis	0	0	0.0	1	0
Total	10	60	6.0	1	20
Opponents	7	86	12.3	1	26

Interceptions	no.	yds	avg	td	lg
Brystun Mayberry	3	109	36.3	1	51
Hudson Lange	3	104	34.7	0	44
Preston Nichols	3	15	5.0	0	15
Trey McGinnis	2	57	28.5	1	57
MacGuire Lange	2	94	47.0	1	69
Malik Immoos	1	16	16.0	0	16
Caleb Garey	1	43	43.0	1	43
Troy Sims	1	0	0.0	0	0
Cole Lakin	1	30	30.0	0	30
Total	17	468	27.5	4	69
Opponents	2	35	17.5	0	35

Kick Returns	no.	yds	avg	td	lg
Joron Brown	9	220	24.4	0	50
Thomas Moore	7	74	10.6	0	20
Trey McGinnis	7	96	13.7	0	42
Hudson Lange	4	130	32.5	1	80
Brystun Mayberry	2	18	9.0	0	10
Caleb Garey	2	43	21.5	0	25
Andrew Barlow	1	-7	-7.0	0	0
Riley Biggins	1	13	13.0	0	13
Total	33	587	17.8	1	80
Opponents	46	973	21.2	2	93

Fumble Returns	no.	yds	avg	td	lg
Joron Brown	1	42	42.0	1	42
Malik Immoos	1	34	34.0	1	34
Total	2	76	38.0	2	42
Opponents	2	8	4.0	1	7



2021 St. Joseph Bears Football
 St. Joseph Overall Individual Statistics (as of Nov 15, 2021)
 All games



Scoring	td	fg	PAT				dxp	saf	pts
			kick	rush	rcv	pass			
Trey McGinnis	17	-	-	1-1	-	-	-	-	104
Joron Brown	14	-	-	0-2	-	-	-	-	84
Max Taylor	-	3-6	41-43	-	-	-	-	-	50
Matthew Lanier	5	-	-	1-1	-	0-1	-	-	32
Andrew Barlow	5	-	-	-	-	-	-	-	30
Preston Nichols	3	-	-	1-1	-	-	-	-	20
Thomas Moore	3	-	-	1-1	-	-	-	-	20
Riley Biggins	1	-	-	-	-	-	-	-	6
Caleb Garey	1	-	-	-	-	-	-	-	6
Cole Toney	1	-	-	-	-	-	-	-	6
Hunter Hall	1	-	-	-	-	-	-	-	6
Brystun Mayberry	1	-	-	-	-	-	-	-	6
Malik Immoos	1	-	-	-	-	-	-	-	6
MacGuire Lange	1	-	-	-	-	-	-	-	6
Hudson Lange	1	-	-	-	-	-	-	-	6
Jackson Lane	1	-	-	-	-	-	-	-	6
Rusty Klaer	-	-	4-4	-	-	-	-	-	4
Team	-	-	-	0-2	-	-	-	-	0
Total	56	3-6	45-47	4-8	-	0-1	-	-	398
Opponents	32	3-3	16-21	3-7	2	2-3	-	1	229

Total Offense	g	plays	rush	pass	total	avg/g
Matthew Lanier	12	158	450	450	900	75.0
Trey McGinnis	12	152	883	0	883	73.6
Joron Brown	12	144	836	22	858	71.5
Preston Nichols	7	80	196	249	445	63.6
Andrew Barlow	8	38	217	0	217	27.1
Thomas Moore	12	40	198	0	198	16.5
Eian Nelson	6	6	42	0	42	7.0
Jackson Lane	2	1	30	0	30	15.0
Derek Henriquez-Cruz	3	5	10	0	10	3.3
Hunter Hall	4	2	10	0	10	2.5
Dylan Chapman	1	1	1	0	1	1.0
Riley Biggins	6	1	1	0	1	0.2
Jamier Parker-Hersey	2	1	-1	0	-1	-0.5
Briggs Conagher	1	1	-1	0	-1	-1.0
Gavin Keller	1	1	-1	0	-1	-1.0
Max Taylor	12	1	-27	0	-27	-2.2
Team	7	7	-35	0	-35	-5.0
Total	12	641	2809	721	3530	294.2
Opponents	12	662	1868	1282	3150	262.5

Field Goals	fg	pct.	01-19	20-29	30-39	40-49	50-99	lg	blk
Max Taylor	3-6	50.0	1-1	2-3	0-2	0-0	0-0	29	1

FG Sequence	St. Joseph	Opponents
Mattawan	-	-
Battle Creek Central	-	-
Portage Northern	27	(27)
Kalamazoo Central	-	-
Okemos	-	-
Portage Central	-	(27)
Lakeshore	-	-
Chelsea	38,32	(26)
B.C. Lakeview	(26)	-
Zeeland West	(29)	-
Lakeshore	(19)	-
Parma Western	-	-
DeWitt	-	-

Punting	no.	yds	avg	lg	tb	fc	i20	50+	blk
Max Taylor	27	940	34.8	52	0	10	4	1	1
Joron Brown	3	110	36.7	52	0	0	2	1	0
Team	1	0	0.0	0	0	0	0	0	0
Matthew Lanier	1	14	14.0	14	0	0	0	0	0
Total	32	1064	33.2	52	0	10	6	2	1
Opponents	33	968	29.3	53	1	8	3	2	1

Kickoffs	no.	yds	avg	tb	ob	retn	net	ydln
Max Taylor	65	3210	49.4	11	2			
Mehdi Ladjel	2	96	48.0	0	1			
Rusty Klaer	2	110	55.0	1	1			
Total	69	3416	49.5	12	4	21.2	31.9	28
Opponents	42	1794	42.7	3	1	17.8	27.3	32

Numbers in (parentheses) indicate field goal was made.



2021 St. Joseph Bears Football
St. Joseph Overall Individual Statistics (as of Nov 15, 2021)
All games



All Purpose	g	rush	rcv	pr	kr	ir	total	avg/g
Joron Brown	12	836	90	0	220	0	1146	95.5
Trey McGinnis	12	883	105	0	96	57	1141	95.1
Matthew Lanier	12	450	0	0	0	0	450	37.5
Andrew Barlow	8	217	78	0	-7	0	288	36.0
Hudson Lange	12	0	0	47	130	104	281	23.4
Thomas Moore	12	198	0	0	74	0	272	22.7
Dylan Stevens	10	0	256	0	0	0	256	25.6
Preston Nichols	7	196	30	0	0	15	241	34.4
Brystun Mayberr	10	0	0	0	18	109	127	12.7
Riley Biggins	6	1	108	0	13	0	122	20.3
Caleb Garey	6	0	0	13	43	43	99	16.5
MacGuire Lange	6	0	0	0	0	94	94	15.7
Cole Toney	4	0	54	0	0	0	54	13.5
Eian Nelson	6	42	0	0	0	0	42	7.0
Jackson Lane	2	30	0	0	0	0	30	15.0
Cole Lakin	9	0	0	0	0	30	30	3.3
Malik Immoos	12	0	0	0	0	16	16	1.3
Hunter Hall	4	10	0	0	0	0	10	2.5
Derek Henriquez	3	10	0	0	0	0	10	3.3
Dylan Chapman	1	1	0	0	0	0	1	1.0
Briggs Conagher	1	-1	0	0	0	0	-1	-1.0
Jamier Parker-H	2	-1	0	0	0	0	-1	-0.5
Gavin Keller	1	-1	0	0	0	0	-1	-1.0
Max Taylor	12	-27	0	0	0	0	-27	-2.2
Team	7	-35	0	0	0	0	-35	-5.0
Total	12	2809	721	60	587	468	4645	387.1
Opponents	12	1868	1282	86	973	35	4244	353.7



2021 St. Joseph Bears Football
 St. Joseph Overall Defensive Statistics (as of Nov 15, 2021)
 All games



#	Defensive Leaders	gp	Tackles				tfl/yds	Sacks		Pass defense			Fumbles		blkd	
			ua	a	tot			no-yds	int-yds	brup	qbh	rcv-yds	ff	kick	saf	
11	Malik Immoos	12	50	32	82	16-60	4-36	1-16	7	2	3-34	3	.	.		
7	Hudson Lange	12	41	26	67	1-2	.	3-104	5	1	.	.	1	.		
6	Joron Brown	12	43	21	64	8-19	1-1	.	5	2	1-42	.	.	.		
22	Elijah Turner	8	35	22	57	1-1	.	.	2	1	2-0	.	.	.		
3	Troy Sims	11	32	11	43	4-20	.	1-0	3	.	1-0	.	.	.		
65	Nate Sparkman	11	21	20	41	11-21	1-8	.	.	.	2-0	1	.	.		
77	Joey Sicurello	12	18	22	40	8-15	1-2		
31	Julius Davis	8	20	10	30	3-11	1	.	.		
12	Cole Lakin	9	19	10	29	1-1	.	1-30	1	.		
27	Andrew Barlow	8	18	11	29	6-27	1-0	1	.	.		
50	TJ Broderick	10	17	9	26	7-39	3-30		
10	Brystun Mayberry	10	15	4	19	.	.	3-109	6		
4	Trey McGinnis	12	10	3	13	.	.	2-57	.	.	1-0	.	.	.		
51	Marios Alexander	5	7	4	11	3-7	1-5		
55	Gerald Capaccio	6	7	3	10	3-4		
15	Eian Nelson	6	6	3	9	1-3		
35	MacGuire Lange	6	8	1	9	2-2	.	2-94		
8	Dylan Stevens	10	6	2	8	.	.	.	2		
5	Caleb Garey	6	6	2	8	.	.	1-43	1	.		
58	Matt Morris	4	2	4	6		
42	Rabah Jaffal	2	3	3	6		
63	Matt Golladay	4	2	3	5	2-10	2-10		
78	Josh Nicholson	2	2	1	3		
45	Riley Biggins	6	1	2	3	1-5	1-5		
14	Thomas Moore	12	3	.	3		
20	Ben Zarotney	1	2	.	2		
21	Derek Henriquez-Cruz	3	2	.	2	.	.	.	2		
2	Preston Nichols	7	2	.	2	.	.	3-15	1		
44	Juswin Judge	2	2	.	2		
76	Camden King	1	.	1	1		
71	Caden Hankins	1	1	.	1		
32	Jack Lawrence	1	.	1	1		
24	Karsen Shafer	1	1	.	1		
52	Dominic Dubinoff	1	1	.	1	1-4	1-4		
79	Rusty Klaer	3	1	.	1		
87	Cole Toney	4	1	.	1		
18	Bobby Nate	3	1	.	1	.	.	.	2		
74	Mario Galvan	1	1	.	1		
13	Jordan Bell	1	1	.	1		
33	Jamier Parker-Hersey	2	.	1	1		
16	Hunter Hall	4	1	.	1	.	.	.	1		
17	Jackson Lane	2	1	.	1		
TM	Team	7	1	.		
Total		12	410	232	642	79-251	14-107	17-468	36	6	11-76	6	4	.		
Opponents		12	391	75	466	37-116	9-65	2-35	12	.	9-8	5	2	1		



2021 St. Joseph Bears Football
St. Joseph Team Game-by-Game (as of Nov 15, 2021)
All games



TEAM STATISTICS

Date	Opponent	Rushing				Receiving				Passing				Kick Returns				Punt Returns				tot off
		no.	yds	td	lg	no.	yds	td	lg	cmp-att-int	yds	td	lg	no.	yds	td	lg	no.	yds	td	lg	
08/27/2021	MATTAWAN	56	325	5	46	1	29	0	29	1-6-1	29	0	29	3	46	0	42	2	20	0	20	354
09/02/2021	at Battle Creek Central	53	426	7	44	7	147	1	43	7-11-0	147	1	43	2	20	0	20	1	13	1	0	573
09/10/2021	PORTAGE NORTHERN	48	156	2	22	5	59	1	30	5-12-0	59	1	30	1	25	0	25	0	0	0	0	215
09/17/2021	at Kalamazoo Central	47	161	3	14	3	30	0	17	3-13-0	30	0	17	2	11	0	18	0	0	0	0	191
09/24/2021	OKEMOS	16	323	8	74	1	9	1	9	1-2-0	9	1	9	0	0	0	0	2	7	0	7	332
10/01/2021	at Portage Central	47	157	2	17	3	51	0	25	3-7-1	51	0	25	5	81	0	28	0	0	0	0	208
10/08/2021	LAKESHORE	44	272	3	71	8	62	0	15	8-18-0	62	0	15	4	139	1	80	2	14	0	14	334
10/15/2021	at Chelsea	68	312	2	27	2	54	0	32	2-4-0	54	0	32	5	112	0	50	0	0	0	0	366
10/22/2021	B.C. LAKEVIEW	36	82	0	38	6	38	0	13	6-9-0	38	0	13	2	25	0	18	1	6	0	6	120
10/29/2021	at Zeeland West	23	155	3	64	7	146	1	49	7-12-0	146	1	49	5	85	0	35	0	0	0	0	301
11/05/2021	at Lakeshore	43	129	2	33	5	80	0	35	5-9-0	80	0	35	3	30	0	20	0	0	0	0	209
11/12/2021	PARMA WESTERN	56	311	6	42	1	16	1	16	1-1-0	16	1	16	1	13	0	13	2	0	0	0	327
St. Joseph		537	2809	43	74	49	721	5	49	49-104-2	721	5	49	33	587	1	80	10	60	1	20	3530
		450	1868	15	63	107	1282	13	71	107-212-17	1282	13	71	46	973	2	93	7	86	1	26	3150

Games: 12 • Avg/rush: 5.2 • Avg/catch: 14.7 • Pass effic: 117.37 • KR avg: 17.8 • PR avg: 6.0 • All purpose avg/game: 387.1 • Total offense avg/gm: 294.2

Date	Opponent	Tackles				Sacks no-yds	Fumble		Pass Defense			blkd kick	PAT Attempts			off				
		ua	a	total	tfl-yds		ff	fr-yds	int-yds	qbh	brup		kick	rush	rcv	saf	t/o	pts		
08/27/2	MATTAWAN	33	22	55	4-14	0-0	1	0-0	2-74	4	4	2	4-5	0	0	0	0	0	0	34
09/02/2	at Battle Creek Central	48	12	60	4-10	1-7	1	2-0	0-0	1	6	1	8-9	0	0	0	0	13	62	
09/10/2	PORTAGE NORTHERN	40	10	50	7-33	2-24	1	1-0	3-93	0	0	0	3-3	0	0	0	14	21		
09/17/2	at Kalamazoo Central	37	22	59	11-42	3-18	1	1-0	5-72	0	0	1	3-3	1	0	0	22	29		
09/24/2	OKEMOS	14	4	18	10-40	4-28	0	2-0	3-137	0	0	0	9-9	0	0	0	33	75		
10/01/2	at Portage Central	32	38	70	7-21	1-11	0	2-34	1-25	0	3	0	2-2	2	0	0	22	30		
10/08/2	LAKESHORE	33	8	41	3-5	0-0	0	0-0	0-0	0	7	0	4-4	0	0	0	0	28		
10/15/2	at Chelsea	33	18	51	11-20	0-0	0	0-0	0-0	0	4	0	2-2	0	0	0	0	14		
10/22/2	B.C. LAKEVIEW	36	22	58	5-26	1-0	1	1-42	0-0	0	4	0	1-1	0	0	0	7	10		
10/29/2	at Zeeland West	42	34	76	5-15	1-5	1	1-0	1-0	1	1	0	0-0	1	0	0	6	29		
11/05/2	at Lakeshore	30	30	60	7-14	1-8	0	0-0	1-51	0	4	0	2-2	0	0	0	7	17		
11/12/2	PARMA WESTERN	32	12	44	5-11	0-0	0	1-0	1-16	0	3	0	7-7	0	0	0	7	49		
St. Joseph		410	232	642	79-251	15-101	6	11-76	17-468	6	36	4	45-47	4	0	0	131	398		
		391	75	466	37-116	10-65	5	9-8	2-35	0	12	2	16-21	3	2	1	23	229		

Date	Opponent	Punting										Field Goals			Kickoffs				
		no.	yds	avg	long	blkd	tb	fc	50+	i20	md-att	long	blkd	no.	yds	avg	tb	ob	
08/27/2	MATTAWAN	2	69	34.5	37	0	0	2	0	1	0-0	0	0	6	343	57.2	3	0	
09/02/2	at Battle Creek Central	0	0	0.0	0	0	0	0	0	0	0-0	0	0	10	513	51.3	0	1	
09/10/2	PORTAGE NORTHERN	4	143	35.8	52	0	0	2	1	0	0-1	0	1	4	185	46.2	0	1	
09/17/2	at Kalamazoo Central	5	209	41.8	49	0	0	0	0	1	0-0	0	0	5	272	54.4	0	0	
09/24/2	OKEMOS	0	0	0.0	0	0	0	0	0	0	0-0	0	0	11	570	51.8	4	2	
10/01/2	at Portage Central	3	108	36.0	39	0	0	1	0	0	0-0	0	0	5	241	48.2	0	0	
10/08/2	LAKESHORE	3	80	26.7	32	0	0	2	0	0	0-0	0	0	5	258	51.6	1	0	
10/15/2	at Chelsea	1	29	29.0	29	0	0	1	0	0	0-2	0	0	3	97	32.3	0	0	
10/22/2	B.C. LAKEVIEW	6	153	25.5	42	1	0	0	0	1	1-1	26	0	4	198	49.5	0	0	
10/29/2	at Zeeland West	3	110	36.7	52	0	0	0	1	2	1-1	29	0	6	276	46.0	1	0	
11/05/2	at Lakeshore	4	126	31.5	44	0	0	2	0	0	1-1	19	0	3	154	51.3	0	0	
11/12/2	PARMA WESTERN	1	37	37.0	37	0	0	0	0	1	0-0	0	0	7	309	44.1	3	0	
St. Joseph		32	1064	33.2	52	1	0	10	2	6	3-6	29	1	69	3416	49.5	12	4	
		33	968	29.3	53	1	1	8	2	3	3-3	27	0	42	1794	42.7	3	1	



2021 St. Joseph Bears Football
St. Joseph Game Superlatives (as of Nov 15, 2021)
All games



INDIVIDUAL GAME HIGHS

Rushes	29	Joron Brown at Lakeshore (11/05/2021)
Yards Rushing	167	Joron Brown vs Lakeshore (10/08/2021)
TD Rushes	3	Trey McGinnis at Battle Creek Central (09/02/2021)
	3	Joron Brown vs Parma Western (11/12/2021)
	3	Trey McGinnis vs Parma Western (11/12/2021)
Long Rush	74	Trey McGinnis vs Okemos (09/24/2021)
Pass attempts	12	Matthew Lanier at Zeeland West (10/29/2021)
Pass completions	7	Matthew Lanier at Zeeland West (10/29/2021)
Yards Passing	146	Matthew Lanier at Zeeland West (10/29/2021)
TD Passes	1	Preston Nichols at Battle Creek Central (09/02/2021)
	1	Matthew Lanier vs Portage Northern (09/10/2021)
	1	Matthew Lanier vs Okemos (09/24/2021)
	1	Matthew Lanier at Zeeland West (10/29/2021)
	1	Matthew Lanier vs Parma Western (11/12/2021)
Long Pass	49	Matthew Lanier at Zeeland West (10/29/2021)
Receptions	5	Riley Biggins vs Lakeshore (10/08/2021)
Yards Receiving	78	Dylan Stevens at Zeeland West (10/29/2021)
TD Receptions	1	Joron Brown at Battle Creek Central (09/02/2021)
	1	Preston Nichols vs Portage Northern (09/10/2021)
	1	Cole Toney vs Okemos (09/24/2021)
	1	Trey McGinnis at Zeeland West (10/29/2021)
	1	Riley Biggins vs Parma Western (11/12/2021)
Long Reception	49	Trey McGinnis at Zeeland West (10/29/2021)
Field Goals	1	Max Taylor vs B.C. Lakeview (10/22/2021)
	1	Max Taylor at Zeeland West (10/29/2021)
	1	Max Taylor at Lakeshore (11/05/2021)
Long Field Goal	29	Max Taylor at Zeeland West (10/29/2021)
Punts	5	Max Taylor at Kalamazoo Central (09/17/2021)
	5	Max Taylor vs B.C. Lakeview (10/22/2021)
Punting Avg	41.8	Max Taylor at Kalamazoo Central (09/17/2021)
Long Punt	52	Max Taylor vs Portage Northern (09/10/2021)
	52	Joron Brown at Zeeland West (10/29/2021)
Punts inside 20	2	Joron Brown at Zeeland West (10/29/2021)
Long Punt Return	20	Hudson Lange vs Mattawan (08/27/2021)
Long Kickoff Return	80	Hudson Lange vs Lakeshore (10/08/2021)
Tackles	12	Elijah Turner at Portage Central (10/01/2021)
Sacks	2.0	Malik Immoos vs Portage Northern (09/10/2021)
	2.0	Matt Golladay vs Okemos (09/24/2021)
Tackles For Loss	3.0	Malik Immoos vs Portage Northern (09/10/2021)
	3.0	Andrew Barlow at Kalamazoo Central (09/17/2021)
	3.0	Nate Sparkman at Lakeshore (11/05/2021)
Interceptions	3	Preston Nichols at Kalamazoo Central (09/17/2021)



2021 St. Joseph Bears Football
St. Joseph Game Superlatives (as of Nov 15, 2021)
All games



TEAM GAME HIGHS

Rushes	68	at Chelsea (10/15/2021)
Yards Rushing	426	at Battle Creek Central (09/02/2021)
Yards Per Rush	20.2	vs Okemos (09/24/2021)
TD Rushes	8	vs Okemos (09/24/2021)
Pass attempts	18	vs Lakeshore (10/08/2021)
Pass completions	8	vs Lakeshore (10/08/2021)
Yards Passing	147	at Battle Creek Central (09/02/2021)
Yards Per Pass	16.0	vs Parma Western (11/12/2021)
TD Passes	1	at Battle Creek Central (09/02/2021)
	1	vs Portage Northern (09/10/2021)
	1	vs Okemos (09/24/2021)
	1	at Zeeland West (10/29/2021)
	1	vs Parma Western (11/12/2021)
Total Plays	72	at Chelsea (10/15/2021)
Total Offense	573	at Battle Creek Central (09/02/2021)
Yards Per Play	18.4	vs Okemos (09/24/2021)
Points	75	vs Okemos (09/24/2021)
Sacks By	4	vs Okemos (09/24/2021)
First Downs	28	at Battle Creek Central (09/02/2021)
Penalties	13	vs Mattawan (08/27/2021)
Penalty Yards	118	at Battle Creek Central (09/02/2021)
Turnovers	4	at Portage Central (10/01/2021)
Interceptions By	5	at Kalamazoo Central (09/17/2021)
Punts	6	vs B.C. Lakeview (10/22/2021)
Punting Avg	41.8	at Kalamazoo Central (09/17/2021)
Long Punt	52	vs Portage Northern (09/10/2021)
	52	at Zeeland West (10/29/2021)
Punts inside 20	2	at Zeeland West (10/29/2021)
Long Punt Return	20	vs Mattawan (08/27/2021)



2021 St. Joseph Bears Football
St. Joseph Game Superlatives (as of Nov 15, 2021)
All games



OPPONENT INDIVIDUAL GAME HIGHS

Rushes	27	Skylar Geurink, at Zeeland West (10/29/2021)
Yards Rushing	169	Skylar Geurink, at Zeeland West (10/29/2021)
TD Rushes	3	Skylar Geurink, at Zeeland West (10/29/2021)
Long Rush	63	Devin Porter, at Portage Central (10/01/2021)
Pass attempts	37	Devoine Newton, at Battle Creek Central (09/02/2021)
Pass completions	22	Devoine Newton, at Battle Creek Central (09/02/2021)
Yards Passing	276	Devoine Newton, at Battle Creek Central (09/02/2021)
TD Passes	3	Devoine Newton, at Battle Creek Central (09/02/2021)
Long Pass	71	Trevor Wallar, at Zeeland West (10/29/2021)
Receptions	7	Melvin Nelson, at Battle Creek Central (09/02/2021)
	7	Trevor Griffith, at Lakeshore (11/05/2021)
Yards Receiving	121	Lucas Hanifan, at Chelsea (10/15/2021)
TD Receptions	2	Trevor Griffith, vs Lakeshore (10/08/2021)
Long Reception	71	Cade Overweg, at Zeeland West (10/29/2021)
Field Goals	1	Avery Kucharski, vs Portage Northern (09/10/2021)
	1	Aaron Pollack, at Portage Central (10/01/2021)
	1	Hunter Shaw, at Chelsea (10/15/2021)
Long Field Goal	27	Avery Kucharski, vs Portage Northern (09/10/2021)
	27	Aaron Pollack, at Portage Central (10/01/2021)
Punts	5	Tyler Kliewer, vs Okemos (09/24/2021)
	5	Jayden Dennis, vs B.C. Lakeview (10/22/2021)
Punting Avg	41.5	TayShawn Vaughn, at Battle Creek Central (09/02/2021)
Long Punt	53	Jayden Dennis, vs B.C. Lakeview (10/22/2021)
Punts inside 20	2	Jayden Dennis, vs B.C. Lakeview (10/22/2021)
Long Punt Return	26	Cincear Lewis, at Kalamazoo Central (09/17/2021)
Long Kickoff Return	93	Devin Porter, at Portage Central (10/01/2021)
	93	Cage Davison, vs Lakeshore (10/08/2021)
Tackles	11	Zach Warren, vs Lakeshore (10/08/2021)
	11	Nolan Sinkwitts, at Chelsea (10/15/2021)
Sacks	2.0	J. Laskarides, vs Portage Northern (09/10/2021)
	2.0	Arman Harris, vs Portage Northern (09/10/2021)
	2.0	David Rock, vs B.C. Lakeview (10/22/2021)
Tackles For Loss	3.0	Zach Warren, vs Lakeshore (10/08/2021)
Interceptions	1	Landon Berchiat, vs Mattawan (08/27/2021)
	1	Tyler Stolsky, at Portage Central (10/01/2021)



2021 St. Joseph Bears Football
St. Joseph Game Superlatives (as of Nov 15, 2021)
All games



OPPONENT TEAM GAME HIGHS

Rushes	58	at Zeeland West (10/29/2021)
Yards Rushing	289	at Zeeland West (10/29/2021)
Yards Per Rush	6.3	vs Lakeshore (10/08/2021)
TD Rushes	3	at Portage Central (10/01/2021)
	3	at Zeeland West (10/29/2021)
Pass attempts	37	at Battle Creek Central (09/02/2021)
Pass completions	22	at Battle Creek Central (09/02/2021)
Yards Passing	276	at Battle Creek Central (09/02/2021)
Yards Per Pass	18.2	at Zeeland West (10/29/2021)
TD Passes	3	at Battle Creek Central (09/02/2021)
Total Plays	71	at Battle Creek Central (09/02/2021)
Total Offense	434	at Battle Creek Central (09/02/2021)
Yards Per Play	6.1	at Battle Creek Central (09/02/2021)
Points	36	at Portage Central (10/01/2021)
Sacks By	3	vs Portage Northern (09/10/2021)
First Downs	29	at Battle Creek Central (09/02/2021)
Penalties	14	at Kalamazoo Central (09/17/2021)
Penalty Yards	116	at Kalamazoo Central (09/17/2021)
Turnovers	6	at Kalamazoo Central (09/17/2021)
Interceptions By	1	vs Mattawan (08/27/2021)
	1	at Portage Central (10/01/2021)
Punts	5	vs Okemos (09/24/2021)
	5	vs B.C. Lakeview (10/22/2021)
Punting Avg	39.0	at Chelsea (10/15/2021)
Long Punt	53	vs B.C. Lakeview (10/22/2021)
Punts inside 20	2	vs B.C. Lakeview (10/22/2021)
Long Punt Return	26	at Kalamazoo Central (09/17/2021)



2021 St. Joseph Bears Football
St. Joseph Red-Zone Results (as of Nov 15, 2021)
All games



St. Joseph Inside Opponent Red-Zone

Date	Opponent	Score	Times In RZ	Times Scored	Total Pts	Rush TDs	Pass TDs	FGs Made	Failed to score inside RZ						
									FGA	Down	Int	Fumb	Half	Game	
08/27/2021	MATTAWAN	W 34-19	3	3	21	3	3	0	0	0	0	0	0	0	0
09/02/2021	at Battle Creek Central	W 62-30	7	6	42	6	6	0	0	0	1	0	0	0	0
09/10/2021	PORTAGE NORTHERN	W 21-3	3	2	14	2	2	0	0	1	0	0	0	0	0
09/17/2021	at Kalamazoo Central	W 29-13	3	3	21	3	3	0	0	0	0	0	0	0	0
09/24/2021	OKEMOS	W 75-0	5	5	35	5	5	0	0	0	0	0	0	0	0
10/01/2021	at Portage Central	L 30-36	4	2	15	2	2	0	0	0	1	0	1	0	0
10/08/2021	LAKESHORE	L 28-35	3	2	14	2	2	0	0	0	1	0	0	0	0
10/15/2021	at Chelsea	L 14-24	5	2	14	2	2	0	0	2	0	0	1	0	0
10/22/2021	B.C. LAKEVIEW	L 10-16	1	1	3	0	0	0	1	0	0	0	0	0	0
10/29/2021	at Zeeland West	W 29-26	4	4	23	3	3	0	1	0	0	0	0	0	0
11/05/2021	at Lakeshore	W 17-14	4	3	17	2	2	0	1	0	1	0	0	0	0
11/12/2021	PARMA WESTERN	W 49-13	8	7	49	7	6	1	0	0	1	0	0	0	0
11/20/2021	vs DeWitt														
Totals			50	40	268	37	36	1	3	3	5	0	2	0	0
40 of 50 (80.0%)															

Opponents Inside St. Joseph Red-Zone

Date	Opponent	Score	Times In RZ	Times Scored	Total Pts	Rush TDs	Pass TDs	FGs Made	Failed to score inside RZ						
									FGA	Down	Int	Fumb	Half	Game	
08/27/2021	MATTAWAN	W 34-19	6	3	19	3	1	2	0	0	2	1	0	0	0
09/02/2021	at Battle Creek Central	W 62-30	4	4	30	4	1	3	0	0	0	0	0	0	0
09/10/2021	PORTAGE NORTHERN	W 21-3	3	1	3	0	0	0	1	0	2	0	0	0	0
09/17/2021	at Kalamazoo Central	W 29-13	3	2	13	2	2	0	0	0	0	1	0	0	0
09/24/2021	OKEMOS	W 75-0	0	0	0	0	0	0	0	0	0	0	0	0	0
10/01/2021	at Portage Central	L 30-36	4	3	15	2	2	0	1	0	1	0	0	0	0
10/08/2021	LAKESHORE	L 28-35	2	2	14	2	1	1	0	0	0	0	0	0	0
10/15/2021	at Chelsea	L 14-24	3	3	17	2	1	1	1	0	0	0	0	0	0
10/22/2021	B.C. LAKEVIEW	L 10-16	2	0	0	0	0	0	0	0	2	0	0	0	0
10/29/2021	at Zeeland West	W 29-26	2	2	12	2	2	0	0	0	0	0	0	0	0
11/05/2021	at Lakeshore	W 17-14	1	1	7	1	0	1	0	0	0	0	0	0	0
11/12/2021	PARMA WESTERN	W 49-13	2	2	13	2	2	0	0	0	0	0	0	0	0
11/20/2021	vs DeWitt														
Totals			32	23	143	20	12	8	3	0	7	2	0	0	0
23 of 32 (71.9%)															



2021 St. Joseph Bears Football
St. Joseph Team Game-by-Game Comparison (as of Nov 15, 2021)
All games



Opponent	Score	First Downs				Pen	Rushing Number-Yards	Passing		Total Offense Plays-Yards	Return Yards	Turn- Overs
		Total	Rush	Pass	Yards			Comp-Att-Int				
MATTAWAN	34 - 19	18 / 18	17 / 8	1 / 7	0 / 3	56-325 / 35-121	1-6-1 / 16-33-2	29 / 163	62-354 / 68-284	140 / 138	1 / 2	
Battle Creek Central	62 - 30	28 / 29	21 / 11	4 / 14	3 / 4	53-426 / 34-158	7-11-0 / 22-37-0	147 / 276	64-573 / 71-434	33 / 102	0 / 2	
PORTAGE NORTHERN	21 - 3	14 / 13	11 / 8	2 / 3	1 / 2	48-156 / 35-105	5-12-0 / 8-16-3	59 / 89	60-215 / 51-194	118 / 113	2 / 4	
Kalamazoo Central	29 - 13	14 / 13	11 / 10	1 / 2	2 / 1	47-161 / 44-221	3-13-0 / 4-11-5	30 / 52	60-191 / 55-273	83 / 134	1 / 6	
OKEMOS	75 - 0	12 / 1	11 / 0	0 / 1	1 / 0	16-323 / 19--26	1-2-0 / 2-8-3	9 / 26	18-332 / 27-0	144 / 8	0 / 5	
Portage Central	30 - 36	14 / 17	10 / 13	2 / 3	2 / 1	47-157 / 51-256	3-7-1 / 3-10-1	51 / 70	54-208 / 61-326	140 / 185	4 / 3	
LAKESHORE	28 - 35	16 / 20	10 / 10	5 / 6	1 / 4	44-272 / 33-207	8-18-0 / 10-21-0	62 / 98	62-334 / 54-305	153 / 125	0 / 0	
Chelsea	14 - 24	22 / 17	19 / 7	2 / 8	1 / 2	68-312 / 32-129	2-4-0 / 12-19-0	54 / 165	72-366 / 51-294	112 / 34	1 / 0	
B.C. LAKEVIEW	10 - 16	8 / 12	4 / 12	4 / 0	0 / 0	36-82 / 48-192	6-9-0 / 0-5-0	38 / 0	45-120 / 53-192	73 / 126	1 / 1	
Zeeland West	29 - 26	11 / 20	7 / 18	3 / 2	1 / 0	23-155 / 58-289	7-12-0 / 2-5-1	146 / 91	35-301 / 63-380	85 / 60	0 / 2	
Lakeshore	17 - 14	10 / 16	5 / 9	4 / 7	1 / 0	43-129 / 34-149	5-9-0 / 14-22-1	80 / 136	52-209 / 56-285	81 / 57	0 / 1	
PARMA WESTERN	49 - 13	20 / 14	16 / 5	1 / 6	3 / 3	56-311 / 27-67	1-1-0 / 14-25-1	16 / 116	57-327 / 52-183	29 / 20	1 / 2	
DeWitt												
Totals	398 - 229	187 / 190	142 / 111	29 / 59	16 / 20	537-2809 / 450-1868	49-104-2 / 107-212-17	721 / 1282	641-3530 / 662-3150	1191 / 1102	11 / 28	

Opponent	3rd Down Conversions	4th Down Conversions	Time of Possession	TOP Margin	Avg Yds/Rush	Avg Yds/Pass	Avg Yds/Play	Punting Number-Avg	Penalties Number-Yards	Sacks
Battle Creek Central	4-9 / 7-11	3-5 / 0-0	22:33 / 25:27	-2:54	8.0 / 4.6	13.4 / 7.5	9.0 / 6.1	0-0.0 / 4-24.8	11-118 / 13-87	1 / 0
PORTAGE NORTHERN	5-13 / 2-9	1-1 / 0-4	22:30 / 24:23	-1:53	3.2 / 3.0	4.9 / 5.6	3.6 / 3.8	4-35.8 / 2-25.5	10-68 / 5-62	2 / 3
Kalamazoo Central	5-14 / 5-11	3-4 / 1-4	22:01 / 25:59	-3:58	3.4 / 5.0	2.3 / 4.7	3.2 / 5.0	5-41.8 / 1-23.0	8-75 / 14-116	3 / 2
OKEMOS	0-0 / 0-6	0-0 / 0-1	09:01 / 38:59	-29:58	20.2 / -1.4	4.5 / 3.2	18.4 / 0.0	0-0.0 / 5-25.4	3-21 / 3-14	4 / 0
Portage Central	5-10 / 2-10	1-2 / 2-4	20:59 / 27:01	-6:02	3.3 / 5.0	7.3 / 7.0	3.9 / 5.3	3-36.0 / 1-35.0	6-55 / 7-58	1 / 0
LAKESHORE	7-13 / 6-12	1-3 / 0-1	24:38 / 23:22	1:16	6.2 / 6.3	3.4 / 4.7	5.4 / 5.6	3-26.7 / 4-32.0	7-88 / 1-15	0 / 0
Chelsea	7-15 / 6-9	4-5 / 0-1	27:37 / 20:23	7:14	4.6 / 4.0	13.5 / 8.7	5.1 / 5.8	1-29.0 / 1-39.0	9-81 / 5-25	0 / 0
B.C. LAKEVIEW	5-12 / 4-12	0-1 / 1-2	20:46 / 27:14	-6:28	2.3 / 4.0	4.2 / 0.0	2.7 / 3.6	6-25.5 / 5-37.8	7-52 / 7-64	1 / 2
Zeeland West	3-7 / 10-14	0-0 / 2-3	12:44 / 35:16	-22:32	6.7 / 5.0	12.2 / 18.2	8.6 / 6.0	3-36.7 / 1-32.0	1-21 / 3-28	1 / 0
Lakeshore	4-13 / 8-14	2-3 / 0-2	21:15 / 25:01	-3:46	3.0 / 4.4	8.9 / 6.2	4.0 / 5.1	4-31.5 / 4-34.5	2-10 / 5-59	1 / 1
PARMA WESTERN	6-11 / 5-10	2-3 / 1-2	29:31 / 17:25	12:06	5.6 / 2.5	16.0 / 4.6	5.7 / 3.5	1-37.0 / 3-18.0	5-41 / 3-33	0 / 0
DeWitt										
Totals	56-127 / 60-132	17-30 / 9-31	256:05 / 316:00	-59:55	5.2 / 4.2	6.9 / 6.0	5.5 / 4.8	32-33.2 / 33-29.3	82-735 / 68-577	14 / 9

Note: Game totals are displayed in the format TEAM/OPPONENT for each category



2021 St. Joseph Bears Football
St. Joseph By-Quarter Statistics (as of Nov 15, 2021)
All games



3rd-Down Conversions

Date	Opponent	Score	Overall	1st Qtr	2nd Qtr	3rd Qtr	4th Qtr	Overtime
08/27/2021	MATTAWAN	W 34-19	5-10 50.0	0-2 0.0	3-3 100.0	0-1 0.0	2-4 50.0	
09/02/2021	at Battle Creek Central	W 62-30	4-9 44.4	2-3 66.7	0-1 0.0	1-3 33.3	1-2 50.0	
09/10/2021	PORTAGE NORTHERN	W 21-3	5-13 38.5	1-5 20.0	2-3 66.7	0-1 0.0	2-4 50.0	
09/17/2021	at Kalamazoo Central	W 29-13	5-14 35.7	0-2 0.0	1-4 25.0	1-4 25.0	3-4 75.0	
09/24/2021	OKEMOS	W 75-0	0-0 0.0	0-0 0.0	0-0 0.0	0-0 0.0	0-0 0.0	
10/01/2021	at Portage Central	L 30-36	5-10 50.0	3-3 100.0	1-3 33.3	0-1 0.0	1-2 50.0	0-1 0.0
10/08/2021	LAKESHORE	L 28-35	7-13 53.8	2-2 100.0	1-3 33.3	3-4 75.0	1-4 25.0	
10/15/2021	at Chelsea	L 14-24	7-15 46.7	3-4 75.0	1-3 33.3	0-3 0.0	3-5 60.0	
10/22/2021	B.C. LAKEVIEW	L 10-16	5-12 41.7	1-3 33.3	1-2 50.0	2-4 50.0	1-3 33.3	
10/29/2021	at Zeeland West	W 29-26	3-7 42.9	2-3 66.7	0-2 0.0	0-0 0.0	1-2 50.0	
11/05/2021	at Lakeshore	W 17-14	4-13 30.8	0-3 0.0	2-3 66.7	1-2 50.0	1-5 20.0	
11/12/2021	PARMA WESTERN	W 49-13	6-11 54.5	2-3 66.7	1-2 50.0	2-4 50.0	1-2 50.0	
11/20/2021	vs DeWitt							
	St. Joseph		56-127 44.1	16-33 48.5	13-29 44.8	10-27 37.0	17-37 45.9	0-1 0.0
	Opponents		60-132 45.5	18-36 50.0	19-41 46.3	11-25 44.0	12-30 40.0	0-0 0.0

4th-Down Conversions

Date	Opponent	Score	Overall	1st Qtr	2nd Qtr	3rd Qtr	4th Qtr	Overtime
08/27/2021	MATTAWAN	W 34-19	0-3 0.0	0-1 0.0	0-0 0.0	0-0 0.0	0-2 0.0	
09/02/2021	at Battle Creek Central	W 62-30	3-5 60.0	1-1 100.0	0-1 0.0	1-1 100.0	1-2 50.0	
09/10/2021	PORTAGE NORTHERN	W 21-3	1-1 100.0	1-1 100.0	0-0 0.0	0-0 0.0	0-0 0.0	
09/17/2021	at Kalamazoo Central	W 29-13	3-4 75.0	0-0 0.0	0-1 0.0	2-2 100.0	1-1 100.0	
09/24/2021	OKEMOS	W 75-0	0-0 0.0	0-0 0.0	0-0 0.0	0-0 0.0	0-0 0.0	
10/01/2021	at Portage Central	L 30-36	1-2 50.0	0-0 0.0	0-0 0.0	1-1 100.0	0-0 0.0	0-1 0.0
10/08/2021	LAKESHORE	L 28-35	1-3 33.3	0-0 0.0	0-0 0.0	0-0 0.0	1-3 33.3	
10/15/2021	at Chelsea	L 14-24	4-5 80.0	0-0 0.0	1-1 100.0	2-2 100.0	1-2 50.0	
10/22/2021	B.C. LAKEVIEW	L 10-16	0-1 0.0	0-0 0.0	0-0 0.0	0-0 0.0	0-1 0.0	
10/29/2021	at Zeeland West	W 29-26	0-0 0.0	0-0 0.0	0-0 0.0	0-0 0.0	0-0 0.0	
11/05/2021	at Lakeshore	W 17-14	2-3 66.7	0-0 0.0	0-0 0.0	1-1 100.0	1-2 50.0	
11/12/2021	PARMA WESTERN	W 49-13	2-3 66.7	0-0 0.0	0-1 0.0	2-2 100.0	0-0 0.0	
11/20/2021	vs DeWitt							
	St. Joseph		17-30 56.7	2-3 66.7	1-4 25.0	9-9 100.0	5-13 38.5	0-1 0.0
	Opponents		9-31 29.0	0-2 0.0	4-12 33.3	3-8 37.5	2-9 22.2	0-0 0.0

Time of Possession

Date	Opponent	Score	Overall	1st Qtr	2nd Qtr	3rd Qtr	4th Qtr	Overtime
08/27/2021	MATTAWAN	W 34-19	22:30	2:54	6:48	6:43	6:05	
09/02/2021	at Battle Creek Central	W 62-30	22:33	6:16	3:31	5:58	6:48	
09/10/2021	PORTAGE NORTHERN	W 21-3	22:30	7:36	5:00	2:48	7:06	
09/17/2021	at Kalamazoo Central	W 29-13	22:01	3:41	4:02	7:01	7:17	
09/24/2021	OKEMOS	W 75-0	9:01	2:01	2:35	2:09	2:16	
10/01/2021	at Portage Central	L 30-36	20:59	8:14	5:28	3:23	3:54	0:00
10/08/2021	LAKESHORE	L 28-35	24:38	4:22	6:27	7:31	6:18	
10/15/2021	at Chelsea	L 14-24	27:37	6:46	5:00	9:14	6:37	
10/22/2021	B.C. LAKEVIEW	L 10-16	20:46	5:57	3:42	7:24	3:43	
10/29/2021	at Zeeland West	W 29-26	12:44	4:30	4:25	0:00	3:49	
11/05/2021	at Lakeshore	W 17-14	21:15	2:53	6:25	4:27	7:30	
11/12/2021	PARMA WESTERN	W 49-13	29:31	8:47	4:37	9:22	6:45	
11/20/2021	vs DeWitt							
	St. Joseph	Total	256:05	63:57	58:00	66:00	68:08	0:00
		Avg.	21:20	5:19	4:50	5:30	5:40	0:00
	Opponents	Total	316:00	78:19	86:00	78:00	73:41	0:00
		Avg.	26:20	6:31	7:10	6:30	6:08	0:00